



2007 MEDIA GUIDE



2007 MEDIA GUIDE



2007

PRESEASON

| | | | | |
|--|-------------------|-----------------------|-----------|--------------|
|  | Sunday, Aug. 12 | at San Diego Chargers | 5:15 p.m. | NBC (KING 5) |
|  | Saturday, Aug. 18 | at Green Bay Packers | 5:00 p.m. | KING 5 |
|  | Saturday, Aug. 25 | Minnesota Vikings | 6:00 p.m. | KING 5 |
|  | Thursday, Aug. 30 | Oakland Raiders | 7:00 p.m. | KING 5 |

REGULAR SEASON

| | | | | |
|--|------------------|------------------------|------------|------|
|  | Sunday, Sept. 9 | Tampa Bay Buccaneers | 1:15 p.m. | FOX |
|  | Sunday, Sept. 16 | at Arizona Cardinals | 1:05 p.m. | FOX |
|  | Sunday, Sept. 23 | Cincinnati Bengals | 1:05 p.m. | CBS |
|  | Sunday, Sept. 30 | at San Francisco 49ers | 1:05 p.m. | FOX |
|  | Sunday, Oct. 7 | at Pittsburgh Steelers | 10:00 a.m. | FOX |
|  | Sunday, Oct. 14 | New Orleans Saints | 5:15 p.m. | NBC |
|  | Sunday, Oct. 21 | St. Louis Rams | 1:15 p.m. | FOX |
| | Sunday, Oct. 28 | Bye Week | | |
|  | Sunday, Nov. 4 | at Cleveland Browns | 1:05 p.m. | FOX |
|  | Monday, Nov. 12 | San Francisco 49ers | 5:30 p.m. | ESPN |
|  | Sunday, Nov. 18 | Chicago Bears | 5:15 p.m. | NBC |
|  | Sunday, Nov. 25 | at St. Louis Rams | 10:00 a.m. | FOX |
|  | Sunday, Dec. 2 | at Philadelphia Eagles | 10:00 a.m. | FOX |
|  | Sunday, Dec. 9 | Arizona Cardinals | 1:05 p.m. | FOX |
|  | Sunday, Dec. 16 | at Carolina Panthers | 10:00 a.m. | FOX |
|  | Sunday, Dec. 23 | Baltimore Ravens | 1:15 p.m. | CBS |
|  | Sunday, Dec. 30 | at Atlanta Falcons | 10:00 a.m. | FOX |



Each logo above represents one of the Seattle Seahawks Spirit of 12 Partnerships. One hundred percent of the sales from each program, matched by the Paul G. Allen Foundation supports the Spirit of 12 Partner selling the program during their assigned game.

SEAHAWKS SUNDAY YOUR SUNDAY





NEW SEAHAWKS TRAINING FACILITY TO BE NAMED VIRGINIA MASON ATHLETIC CENTER

The Seahawks announced on May 9, 2006, plans for a state-of-the-art training facility to be located along Lake Washington. The 200,000 square foot waterfront facility, second-largest in the NFL, will be located within the northern city limits of Renton and scheduled to open in the Summer of 2008. The property is bounded by Interstate 405 to the east, Lake Washington to the west, residential property to the north and 44th Street to the south.

On March 20, 2007, the Seattle Seahawks announced an expanded partnership with Virginia Mason Medical Center, naming the club's new state-of-the-art football training facility the Virginia Mason Athletic Center (VMAC).

"Virginia Mason is recognized as one of the top hospitals in the country," said Seahawks CEO Tod Leiweke. "The VMAC will allow our organization to consolidate into one facility, attract and retain free agents and bring training camp back home. The Seahawks, like Virginia Mason, strive to be at the top of our profession and this partnership helps accomplish that goal."

The privately funded practice facility will

be situated on 19 acres of industrial property. It will house a permanent indoor practice facility, the team's current Kirkland front office departments and will also accommodate Corporate Sponsorships and Fan Development that are currently located at Qwest Field.

In addition, there will be four outdoor practice fields, 50,000 square feet of training facility space (currently 16,000 in Kirkland), 15,000 square feet of player meeting space (currently 5,700) and 48,000 square feet of administrative office space (currently 14,500).

The facility will also include access for fans to attend training camp.

Purchased by Vulcan Real Estate in 2000, the land was formerly home to a coal tar refinery & creosote plant, since remediated by Vulcan in concert with the City of Renton and the Washington State Department of Ecology. The project will improve the environmental climate of Renton and its wetlands by improving and redeveloping the site.

Since the team's inaugural season in 1976, the Seahawks were housed at Carillon Point for 10.5 years from 1976-1986.



VIRGINIA MASON ATHLETIC CENTER

| | |
|------------------------------|---|
| Official Name | Virginia Mason Athletic Center |
| | The facility name is part of a broad Seattle Seahawks and Virginia Mason partnership to support the health and well-being of our community |
| Location | The site is bounded by Interstate 405 to the east, Lake Washington to the west, residential properties to the north and open land area to the south. Its southern boundary is located approximately 1/4 of mile north of 44th Street. |
| Site Size | Approximately 19.0 acres of buildable land area. |
| Project Size | Approximately 200,000 gross square feet of enclosed space including the indoor practice field. |
| Building Size | Approximately 124,000 gross square feet of administration and training facilities. |
| Outdoor Fields Area | Three regulation size grass fields |
| Indoor Practice Area | One regulation size artificial field with clear height of 95' allowing for kicking and punting. |
| First Floor | Team area and auditorium, including locker room, lounge, training room, weight room, team meeting rooms and media production studios. |
| Second Floor | Seahawks football administration. |
| | Approximately 48,000 gross square feet of coaching and football personnel offices, draft room, cafeteria and weight room mezzanine. |
| Third Floor | Seahawks administrative offices. |
| Training Camp | The new facility will host Seahawks training camp. |
| VMAC Programming | The VMAC will serve as a location for health and community programming. |
| On Site Parking | Approximately 275 cars |
| Construction Schedule | 18 months |
| Ground Breaking | January 2007 |
| Completion Date | Summer 2008 |
| Architects | Crawford Architects |
| Funding | Private |
| Property Owner | Port Quendall Company |

COMMUNITY

SPIRIT OF 12 PARTNERS™



The Blue Ribbon Partners, founded in 2004, is now recognized as the Spirit of 12 Partners and embodies the team's commitment to the Pacific Northwest community and its fans.

At every home game, Pacific Northwest youth service organizations partner with the Paul G. Allen Family Foundation and Seahawks fans to raise funds for kids' programs. As Spirit of 12 Partners, members of community-based nonprofits distribute the Seahawks Gameday Magazine, keeping 100 percent of the proceeds which are then matched by the Paul G. Allen Family Foundation. In 2006, over \$263,000 was raised in the Qwest Spirit of 12 Partner Program and more than \$750,000 in total funds since 2004.

The Paul G. Allen Family Foundation enriches lives and strengthens communities by providing \$30 million in annual grants to Pacific Northwest nonprofits in the areas of arts and culture, youth engagement, health and human services, and science and technology.





join the team



The Seattle Seahawks hard-driving dedication to succeed on the football field is indicative of the attitude taken towards work in the community. The goal of the organization is to have an impact on those who are less fortunate, focusing on developmental programs for youth, especially academic and athletic programs. Following are some of the programs developed by the Seahawks, all of which have the intent of creating a positive impact in the community and on the 12th man.

CAPTAINS' BLITZ

The holiday season is a difficult time for many families who have children or loved ones in the hospital. Since 1978, the Captains' Blitz program has helped to put smiles on the faces of those who are hospitalized by visiting them and spreading holiday cheer. This past year, Seahawks players and Sea Gals visited bone marrow transplant patients and passed out Seahawks hats and yearbooks at UW Medical Center and gave away teddy bears at Children's Hospital.

Players participating in last year's events included Tom Ashworth, Deion Branch, Chuck Darby, Matt Hasselbeck, Kelly Jennings, David Kirtman, Niko Koutouvides, Lance Lairy, Maurice Morris, Ben Obomanu, Ryan Plackemeier, Rob Sims, Darryl Tapp, Craig Terrill and Seneca Wallace.

COMMUNITIES IN SCHOOLS FIRST & GOAL LUNCHEON

Setting goals in school is easy, but actually achieving those goals is a challenge in itself. Since 1995, the Seahawks have teamed up with Communities in Schools to host a luncheon for over 800 students from the Puget Sound Region who have set and achieved personal goals. The students are recognized for accomplishing short-term personal improvement goals in academics, attendance, behavior, and/or community service since the school year began. The luncheon also gives the students the opportunity to meet and interact with numerous Seahawks players and Sea Gals.

Students from nine different schools participated in CIS First & Goal Luncheon at Qwest Field on November 14, 2006. Players in attendance at last year's event included David Kirtman, Rob Sims, Darryl Tapp, Craig Terrill and Marquis Weeks.

Leonard Weaver served as the keynote speaker.



Niko Koutouvides and Kelly Jennings take a moment to pose with a patient during Captains' Blitz.



Craig Terrill attended the Communities in Schools First & Goal Luncheon



BOEING CLASSIC

Experience the Excitement • Make a Difference

Working with the PGA and civic leaders, the Seahawks were instrumental in bringing the Boeing Classic to the Pacific Northwest in 2006. This PGA Champions Tour event has attracted over 100,000 spectators to TPC Snoqualmie Ridge and has generated over \$1.4 million to benefit The Heart Institute at Virginia Mason Medical Center. The Heart Institute, widely recognized for excellence in cardiac care, serves patients throughout the Northwest and Alaska.



The inaugural Rumble at the Ridge event featured NFL Hall of Famers Steve Largent, Lynn Swann, Mike Haynes and Gene Upshaw among others. Seahawks' Ring of Honor members were also present. This year's event takes place August 20-26. A full week of golf is scheduled leading up to the Champions Tour event which begins on August 24-26. Rumble at the Ridge, which kicks off a week of activities, has featured other NFL Hall of Famers including Hugh McElhenny, Mike McCormack and Ring of Honor members Jacob Green, Kenny Easley, Dave Krieg and Kurt Warner.



The Wells Fargo Pro-Am



Caring for Kids





(L) Mack Strong and his Wife Zoe at Paintfest. (R) Seahawks Courage Award Winner Bobby Engram and his wife Deanna at the Childhaven Dinner/Auction at the Westin Bellevue.



HOMETOWN HUDDLE

In a league-wide day of community service called Hometown Huddle, all 32 NFL teams participate in a project that benefits a local United Way agency. Last year was the seventh year the Seahawks participated in the program.

The Seattle Seahawks, Qwest and 24-Hour Fitness volunteers participated in a clean-up project at Atlantic Street Center in Seattle.

Players that helped out were Darryl Tapp, Lance Laury, David Kirtman, Ben Obomanu, Rob Sims and Ryan Plackemeier.

CHILDHAVEN

Childhaven, an organization designed to assist abused or neglected children five years old or younger, was named the Seahawks Courage House in 1999. Last year, the team held the fifth annual Seattle Seahawks Tackle Child Abuse Dinner/Auction at The Westin Bellevue to benefit Childhaven. The event raised over \$360,000 for Childhaven's Capital Campaign. Last year players in attendance included Josh Brown, Bobby Engram, Bryce Fisher, Chris Gray, David Greene, Maurice Morris, Chris Spencer, Mack Strong, Craig Terrill, Seneca Wallace, Leonard Weaver and Floyd Womack. Bobby Engram was honored as the Seahawks Courage Award winner.

PETE GROSS HOUSE

The Pete Gross House, which opened in November of 1999, is a 69-unit apartment complex providing housing for families undergoing treatment at the Fred Hutchinson

Cancer Research Center. The Pete Gross House is also the location of The Hutch School, a fully accredited K through 12 school for cancer patients and their siblings. The apartments have been at capacity since this housing development opened.

This housing project is named after Pete Gross, the Seahawks play-by-play announcer from 1976-92, who succumbed to cancer in 1992 just three days after being inducted into the Seahawks Ring of Honor. The Seahawks took a very active role in seeing this project through to completion and annually hold the "Pete Gross House Luncheon." In 2006, over \$309,000 was raised for the house. Mike and Kathy Holmgren served as keynote speakers.



Mike and Kathy Holmgren served as Keynote Speakers at the Pete Gross House Luncheon.

YOUTH FOOTBALL

STATE OF FOOTBALL

The Seahawks and Qwest Communications unveiled the "State of Football" at Qwest Field in September 2004 to honor the rich tradition and legacy of high school football in the State of Washington.

The helmet wall features replica helmets from every Washington State high school football program.

On hand to help with the official unveiling and to represent their state high schools were Marcus Trufant, Jack Thompson, Michael Jackson and Mike Alcantera, who all spoke to the significance of high school football and the tribute that is made by the Helmet Wall to the hard working high school student athletes. Also speaking were Seahawks CEO Tod Leiweke and Qwest Communications Washington State President Kirk Nelson.



QWEST LEADERSHIP CHALLENGE

The Seattle Seahawks and Qwest Communications offer the "Qwest Leadership Challenge" as a leadership development program for high school football athletes. The program promotes and inspires involvement in charitable causes and rewards community service. Over 20,000 Washington students from 335 schools are engaged in high school football each fall.

In 2006, 116 students volunteered over 4,600 hours of community service. The program distributed \$20,000 in college scholarships.



Shaun Alexander spoke to students at the Qwest Leadership Challenge breakfast.



GATORADE JR. TRAINING CAMPS

The Seahawks have made a commitment to the athletic improvement and life skills development of the youth of the Pacific Northwest by holding football camps at a number of locations throughout the region. These three-hour camps, free to all boys and girls ages 8-14, feature Seahawks players and area high school coaches who teach basic football skills to all participants. Seahawks Gatorade Junior Training Camps are scheduled during the summer months and are held in Seattle and various cities in Central and Eastern Washington.



Young participants listen to instructions at one of many Gatorade Jr. Training Camps.

GATORADE HIGH SCHOOL COACHES CLINIC AND GOLF TOURNAMENT

100 High School coaches from around the state of Washington attended the 3rd Annual Seattle Seahawks/Gatorade High School Coaches Clinic on June 8, 2007 at the Seahawks Kirkland training facility. The four-hour clinic was hosted by the Seattle Seahawks coaching staff and front office personnel. The morning session featured training sessions designed to provide practical insight into coaching football at the high school level. President of Football Operations/General Manager Tim Ruskell, Head Coach Mike Holmgren, Strength and Conditioning Coach Mike Clark, Head Athletic Trainer Sam Ramsden, secondary assistant coach Larry Marmie and quarterbacks Coach Jim Zorn shared their expertise.



Coaches from around the state take part in the Gatorade H.S. Coaches Golf Tournament.

HIGH SCHOOL COACH OF THE WEEK AND COACH OF THE YEAR

During the 10-week high school football season, the Seattle Seahawks and the Washington State Football Coaches Association select two high school football coaches as the Coach of the Week winners. Each recipient receives several items and privileges, including a \$500 donation to the school's football program from the Seattle Seahawks and the NFL Youth Football Fund and a \$100 savings bond from Sterling Savings Bank. At the conclusion of the high school season all 20 coaches are invited to attend the Seattle Seahawks High School Coach of the Week Luncheon.

Kennedy High School's Bob Bourgette was named the 2006 Seattle Seahawks High School Coach of the Year after his team posted a 13-1 record with their only loss coming in the 3A State Championship game. The NFL High School Coach of the Year receives a \$2,000 grant as well as the Jim Ennis Award.



Bob Bourgette was presented with the High School Coach of the Year Award at halftime of the Seahawks game against the 49ers.

PLAYER CHARITY TICKET PROGRAM

The Player Charity Ticket Program is designed to allow groups of people the opportunity to attend a Seahawks game who typically would not be able to go. Seahawk players buy tickets and donate them to various charities around the Northwest. Last season seven players participated in the program, each donating 20 tickets. The players donated over 1,100 tickets for the season. Over 35 different charities benefited from the players donations.

Each player who donated tickets received a banner in the end zones at Qwest Field with his program's name on it. Last year's participants included Bobby Engram, Bryce Fisher, Kelly Herndon, Walter Jones and Marcus Tubbs.



Bobby Engram provided tickets for every home game.

SUSAN G. KOMEN, RACE FOR THE CURE

The Komen Seattle Race for the Cure is a benefit to raise funds for the Puget Sound Affiliate of the Susan G. Komen Breast Cancer Foundation. Every year 15,000 team members and individuals gather to walk, run, enjoy entertainment, and sample treats from race sponsors. Breast cancer survivors are celebrated, and the memory of those whose lives have been lost to the disease are honored. Funds raised support breast cancer screening programs, educational outreach, treatment projects and cutting edge research programs. On June 16, 2007, over \$1.8 million was raised on race day. Matt and Sarah Hasselbeck were the honorary chairs of the 2007 race.

There is an event for everyone: a 1k coed walk, a 5k co-ed walk, a 5k competitive co-ed/family run, a 5k competitive women's only run, a fun kids' race, and new in 2006 was Sleep in for the Cure!

Head Coach Mike Holmgren and his wife, Kathy, have served as starters for the Susan G. Komen Race for the Cure.

WELLS FARGO READY, SET, GOALS

Ready, Set, Goals is the Seahawks literacy program. Presented by Wells Fargo Bank, this program is designed to enhance reading comprehension, writing and goal-setting skills in third through sixth grade students. Approximately 400 classrooms throughout the state of Washington participate in the program.

Created in partnership with the Office of Superintendent of Public Instruction in 1999, Ready, Set, Goals brings Seahawks players and Blitz directly into participating classrooms. Each month during the school year, a player writes a story based around a goal he had set and achieved. The students then write stories about their own personal goals.

Five classrooms are chosen each month to participate in a live videoconference with the Seahawks player of the month. Participating players included Seneca Wallace, Leonard Weaver, Marcus Trufant and Nate Burleson.



Marcus Trufant talks to a student during a Ready Set Goals Video Conference for Jennie Reed Elementary School in Tacoma.



BLUE TOUR

The Seattle Seahawks showed their support of the fans and shared the passion for football with communities around Washington State in the first annual Seahawks Blue Tour. Seahawks players, alumni, Sea Gals and Blitz joined the mobile camp, visiting four cities over this past summer.

The tour featured the Seahawks Gatorade Junior Training Camp, a three-hour clinic which combines first-rate football instruction and a motivational session.

The Seahawks Blue Tour also featured a Kids Zone Fitness area, football inflatables (football toss) and autograph/photo opportunities.

The Seahawks Blue Tour stopped in Spokane, Tri-Cities, Bellevue and Everett.

For sign-ups and more information, visit www.seahawks.com/KidsZone/YouthFootball.



Matt Hasselbeck signs an autograph for Jeffrey Baker of the Make-A-Wish Foundation after throwing out the first pitch at the Mariners' home opener in 2006.

MAKE-A-WISH

Working with the Make-A-Wish Foundation of Alaska, Montana, Northern Idaho, and Washington, the Seahawks fulfill wishes for children with life-threatening illnesses, enriching them with hope, strength, and joy. Over the years the Seahawks have made many wishes come true by hosting children at practices and games.



**SEATTLE
SEAHAWKS**

QUICK FACTS

www.Seahawks.com

Kirkland Headquarters
11220 NE 53rd Street
Kirkland, WA 98033
425/827-9777
PR Fax 425/893-5108

Qwest Field
800 Occidental Ave S
Seattle, WA 98134
206/381-7555

Marketing & Sales
Suite 100
206/381-7800

Pro Shop
Suite 300
206/682-2900
Fax 206/808-8314

Season Tickets
Suite 200
1-888-NFL-HAWK
Fax 206/381-7857

Box Office
Suite 600
206/682-2800
Fax 206/381-7832

GAMEDAY INCENTIVE PROGRAMS

STATS FOR KIDS

Throughout the football season, there are a number of ways in which players can benefit local charities by raising their level of performance on the field. Programs have been developed that team charities with sponsors who donate money based on game day performances. The program earned a grand total of \$521,683.89. Listed below are the programs which were in place during the 2006 football season:

FIRST DOWNS FOR KIDS

For every Seahawks first down, a donation was made to Boyer Children's Clinic. The program raised \$28,100.

WINNING FOR YOUR COMMUNITY

Presented by your local Northwest Ford Stores. A donation was made for every Seahawks regular season win. The program raised \$23,400 for United Way.

RUN FOR THEIR FUTURE

A donation was made to the CIS of Seattle for every Seahawks rushing yard. The program raised \$166,974.

SPECIAL KICKS - FIELD GOALS & PUNTS

For every successful field goal and punt landing inside the 20-yard line, a donation was made to Camp Fire USA. The program raised \$222,420.

TOUCHDOWNS FOR CHARITY

For every Seahawks offensive touchdown, a donation was made to Big Brothers Big Sisters. The program raised \$8,750.

GO SHAUN GO


For every Shaun Alexander rushing yard, a donation of \$37.99 was made to CHOICES. The program raised \$43,039.89.

GOOD FOR 3

For every Josh Brown Field goal, a donation of \$900 was made to Cystic Fibrosis. The program raised \$25,000.

BRYCE FISHER - SACKS

For each Bryce Fisher sack, a donation of \$1,000 was made to Gilda's Club. The program raised \$4,000.



WHAT MOVES U

American Heart
Association



Learn and Live®

We're about healthy kids.

Addressing the continuing decline of physical education programs in many of America's schools and diminishing amount of exercise among today's children, the National Football League and American Heart Association launched the What Moves U national program. The awareness campaign which includes a unique curriculum supplement is designed to incorporate physical activity in classroom lessons and encourage physical activity to an increasingly inactive generation of children.

What Moves U includes several key elements: an in-school activity kit created for teachers, by teachers, which includes curriculum-based activity sheets, program-specific learning materials and in-school promotional materials; and, an interactive fitness website for children. The initiative is supported by a national media campaign including television, radio, print, and movie cinema PSAs. NFL teams and American Heart Association affiliates are working together to reach kids in local communities nationwide.

Unique from other physical fitness programs for students, the What Moves U in-school, 25-lesson activity kit has been developed by teachers for teachers of various academic disciplines including Science, Social Studies, Math, Physical Education and Language Arts, to help integrate physical activity into their existing lesson plans. The program encourages teachers to begin their students' days with morning stretches, incorporate two minutes of activity for every 20 minutes of desk time, and assign homework that includes physical activity.



Nate Burleson shows a young receiver how to properly catch the football.



Seahawks WR Bobby Engram shows a few students his workout routine at the Seahawks Headquarters in Kirkland.

SEAHAWKS PLAYER FOUNDATIONS



SHAUN ALEXANDER FOUNDATION

The Shaun Alexander Foundation's mission is to empower young men through education, athletics, character programs, and leadership training; inspiring them to reach their full potential as the mentors and role models for the next generation.

Website: www.shaunalexander.org



BABINEAUX FAMILY FOUNDATION

The Jordan Babineaux Family Foundation is dedicated to filling the role of leadership and support for the youth of the Port Arthur, Texas community. Current BFF beneficiaries are Lupus Research and building a community center in Port Arthur.



DEION BRANCH FOUNDATION

The Deion Branch Foundation was established to help ease the struggles for those afflicted with meningitis. The foundation actively supports various organizations committed to assisting meningitis victims. The two benefactors of the foundations are the meningitis Foundation of America (MFA) and the Home of the Innocents.



DARBY FOUNDATION

The purpose and mission is to offer challenged youth the opportunity to determine their own destiny through academic achievement, community service and sports in Seattle, South Carolina and Tampa Bay areas.

Website: www.allsportscommunity.org



THE MATTHEW HASSELBECK FOUNDATION

The Matthew Hasselbeck Foundation strives to assist the community in meeting its educational, social and health needs by offering unique resources, experiences and financial support to local charitable organizations.

Website: www.matthewhasselbeck.com



TRUFANT FAMILY FOUNDATION

The Trufant Family Foundation wishes to make a lasting impact on the community that is positive and motivating. We want our family and the people who volunteer their assistance to understand the importance of giving to others and to experience the satisfaction of helping others.

Website: www.trufantfamilyfoundation.com

SEAHAWKS ALUMNI FOUNDATIONS

**THE AUGUST FOUNDATION**

(Steve August)

BLADES FOUNDATION

(Brian Blades)

TD4HIM

(Trent Dilfer)

PRO ATHLETES OUTREACH

(Norm Evans)

TOM FLORES YOUTH FOUNDATION

(Tom Flores)

TALON FOUNDATION

(Byron Franklin)

LIFE ATHLETES INC.

(Chris Godfrey)

JACOB GREEN CHARITY GOLF CLASSIC

(Jacob Green)

JAYCEE'S CHILDREN TREATMENT CENTER

(Jacob Green)

TIMOTHY HILL CHILDREN'S RANCH

(James Hill)

GEORGE F. HOAGLIN CHARITABLE FOUNDATION

(Fred Hoaglin)

S.M.A.R.T. STUDENTS, INC.

(Doug Hollie)

FAMILIES NORTHWEST

(Jeff Kemp)

GEORGE KOONCE SR. FOUNDATION

(George Koonce)

THE DEEMS MAY FOUNDATION

(Deems May)

MAC'S MIRACLE FUND

(Michael McCrary)

REGGIE MCKENZIE FOUNDATION

(Reggie McKenzie)

CENTRAL AREA COMMUNITY FESTIVAL

(Vic Minor)

RICK MIRER CHILDREN'S CHARITY FOUNDATION

(Rick Mirer)

MYLES FOR KIDS FOUNDATION

(DeShone Myles)

CRESCENT MOON FOUNDATION

(Warren Moon)

ROBERT PENCHION FOUNDATION

(Robert Penchion)

L.E.A.P

(Mike Pritchard)

RICKY PROEHL FOUNDATION

(Ricky Proehl)

JERRY RICE "127" FOUNDATION

(Jerry Rice)

MARCUS ROBERTSON CHILDREN'S FOUNDATION

(Marcus Robertson)

DAMIEN ROBINSON 4TH AND 1 SCHOLARSHIP FUND

(Damien Robinson)

ROBINSON FAMILY FOUNDATION

(Eugene Robinson)

THE GINO TORRETTA FOUNDATION

(Gino Torretta)

U.N.I SPORTS

(Alex Waits)

CURT WARNER AUTISM FOUNDATION

(Curt Warner)

RICKY WATTERS FOUNDATION

(Ricky Watters)

SHOW THEM WE CARE FOUNDATION

(Willie Williams)

GRANT WISTROM FOUNDATION

(Grant Wistrom)

WUNSCH FAMILY FOUNDATION

(Jerry Wunsch)



PAUL G. ALLEN

CHAIRMAN, SEATTLE SEAHAWKS AND FIRST & GOAL INC.


Growing up in the Northwest, Paul G. Allen's passion for football was kindled attending University of Washington football games as a youth. As years passed, a fondness toward the Seahawks developed. When former ownership threatened to move the Seahawks to southern California in 1996, Allen acted on an opportunity to purchase the club and save pro football in Seattle. Along with the purchase came the vision of a new multi-functional stadium and exhibition hall. On June 30, 1997, the purchase was completed and secured that the future of the Seahawks would remain in the Great Northwest.

"From the beginning of this process, my goals have been to work with the community to create a lasting asset for our future; and to ensure the long-term success of the Seahawks," said Allen at the time of purchasing the franchise. "Moving forward, our goals are to build a playoff caliber team and to create a world-class facility for the state of Washington."

Both goals have been realized. In 2002, the vision of Seahawks Stadium and Exhibition Center, renamed Qwest Field & Qwest Field Event Center in 2004, became reality. An open air facility which many critics argue is the best venue in the National Football League, Qwest Field is home to over 300 events annually ranging from soccer, to Supercross, concerts, graduation ceremonies, and trade shows. The Seahawks have also reached the postseason the last four seasons, including their first ever Super Bowl trip in 2005 after a franchise-best 13-3 record.

"It exceeds the vision we had originally," Allen said shortly after the opening of the stadium. "We had a bunch of goals about trying to create a really intimate stadium that would be great for the fans, to have elegant architecture, and I think we've ended up with a fantastic facility."

An investor and philanthropist, Allen creates and advances world-class projects and high-impact initiatives that change and improve the way people live, learn, work and experience the world through arts, education, entertainment, sports, business and technology. He co-founded Microsoft with Bill Gates in 1976, remained the company's chief technologist until he left Microsoft in 1983, and is the founder and chairman of Vulcan Inc., and chairman of Charter Communications. In addition, Allen's multibillion dollar investment portfolio includes large stakes in DreamWorks Animation SKG, Oxygen



Media and more than 40 other technology, media and content companies. Allen also owns the Portland Trail Blazers NBA franchise.

Raised in the Pacific Northwest, Paul Allen has been named one of the top philanthropists in America - with lifetime giving totaling more than \$900 million - and is committed to giving back to communities in the region he still calls home. Allen gives back to the community through the Paul G. Allen Family Foundation, which strengthens communities and

supports vulnerable populations in the areas of arts and culture, health and human services, opportunities for youth, and scientific advancement. In 2003 Allen announced a commitment of \$100 million in seed money dedicated to brain research and unveiled the creation of the Allen Institute for Brain Science in Seattle. The non-profit Allen Institute was founded as an innovative and unprecedented resource for neuroscientists around the world. In 2006 the Allen Institute completed its inaugural project, the Allen Brain Atlas. The Brain Atlas is a Web-based, three-dimensional map of gene expression in the mouse brain. Detailing more than 21,000 genes at the cellular level, the Atlas continues to help lead scientists to new insights and propel the field of neuroscience forward dramatically.

Inspired by growing up in the era of the "space race," with its Mercury, Gemini, and Apollo missions, Allen underscored his passion for rocketry by sponsoring the development of SpaceShipOne, the first privately funded spacecraft to successfully attain suborbital space. SpaceShipOne won the Ansari X-Prize in 2004. Additionally, In 1998, Allen began acquiring and preserving rare aircraft of 20th-century military aviation, many of which are the last of their kind. The Collection's purpose is to preserve and highlight the increasing rarity of original vintage aircraft, to restore these artifacts to the highest standard of authenticity, and to share them with the public.

Allen is also founder of Experience Music Project, Seattle's critically acclaimed interactive music museum; the Science Fiction Museum and Hall of Fame; and, Vulcan Productions, the independent film production company behind *Hard Candy*, *Far From Heaven*, *"RX for Survival: A Global Health Challenge"* series on PBS, *"The Blues"* executive produced by Martin Scorsese in conjunction with Allen and Jody Patton and the 2001 *"Evolution"* series on PBS. Learn more about Allen online at www.paulallen.com.

JODY PATTON

PRESIDENT & CEO, VULCAN INC.

Since co-founding Paul G. Allen's management company with Allen in 1986, Patton has developed and led a wide variety of Allen's business, charitable and entertainment endeavors. In addition to serving as a senior advisor to Allen and directing the ongoing strategic and corporate development of the organization and its broad portfolio of projects and investments, Patton's responsibilities include serving as president of Vulcan Productions (the independent film production company of *Hard Candy*, *Far From Heaven*, *RX for Survival: A Global Health Challenge* and *Evolution* acclaim), vice-chair of First & Goal Inc. (the development and management company of Qwest Field and Qwest Field Event Center), executive director of Experience Music Project, Seattle's one-of-



a-kind interactive music museum that opened in 2000 to international critical acclaim, and as a board member for Charter Communications, the third-largest publicly traded cable operator in the U.S. In addition, Patton serves as executive director of the Paul G. Allen Family Foundation, which supports nonprofit organizations focused on making positive and measurable change in the Pacific Northwest. Patton also co-

founded the Allen Institute for Brain Science along with Allen. An active member of the arts and education communities, Patton currently serves on the boards of ArtsFund, the Oregon Shakespeare Festival, Science Fiction Museum and Hall of Fame, the Allen Institute for Brain Science and Seattle Seahawks Charitable Foundation.

SEATTLE SEAHAWKS BOARD OF DIRECTORS



PAUL G. ALLEN
Owner & Chairman
Seattle Seahawks
First & Goal



JODY PATTON
President & CEO
Vulcan Inc.



BUSTER BROWN
CFO
Vulcan Inc.



BERT KOLDE
Senior Vice President
Digeo



LANCE CONN
Executive Vice President
Investment Management
Vulcan Inc.



DENISE FLETCHER
Executive Vice President,
Finance
Vulcan Inc.

TOD LEIWEKE

CEO VULCAN SPORTS & ENTERTAINMENT



Tod Leiweke enters his fifth season with the Seattle Seahawks after joining the club in June 2003. The 2007 season is Leiweke's 25th season in professional sports. Leiweke serves as Chief Executive Officer for the Seattle Seahawks and oversees all aspects of the club. In addition, he is president of First and Goal Inc., the organization that manages Qwest Field and Event Center for the state of Washington. On March 1, 2007, Paul Allen named him CEO of Vulcan Sports and Entertainment, a new entity in which Leiweke assumes responsibility for all aspects of the Seahawks, First and Goal Inc, the Allen-owned Portland Trail Blazers and Rose Garden. Last season under Leiweke's direction, the Seahawks sold out of season tickets for the first time since the early 1990's and developed Blue Pride, the team's season ticket waiting list. Seattle also extended their sellout streak at Qwest Field to 35 consecutive games. In 2005, Qwest Field was named by *The Sporting News* as the finest venue in the National Football League. Under Leiweke's leadership, 2005 was a historic year both on and off the field. In addition to winning the NFC Championship and advancing to the team's first Super Bowl, the Seahawks won the 2005 NFL Sports Fan's

Quality Award as the league's "Fan Friendliest" team. During the annual NFL meetings, NFL Commissioner Paul Tagliabue commented on the extraordinary support and involvement of the Seahawks fans. Leiweke's vision is a Seahawks organization that is committed on behalf of its fans to winning in the stadium and in the community. Leiweke was instrumental in forming the "Spirit of 12" Partnerships. Teaming with Qwest Communications, the partnership benefits the American Heart Association, Boys & Girls Clubs Washington State Association, Camp Fire USA, Treehouse, and YMCA of Greater Seattle. Leiweke serves as a board member on a number of Washington-based organizations including Washington CEO Roundtable, YMCA of Greater Seattle, and The Space Needle. He was instrumental in launching the annual Boeing Classic golf tournament in 2005 and serves as co-chair of the Executive Committee. The tournament has raised nearly \$2 million its first two years with the primary beneficiary being The Heart Institute at Virginia Mason Medical Center. Before joining the Seahawks, Leiweke served as president of the Minnesota Wild and chief operating officer of Minnesota Sports & Entertainment (MSE). Under Leiweke's leadership the Sports Fans of America Association, Inc. awarded its 2003 NHL Sports Fan's Quality Award to the Wild as the league's "Fan Friendliest" team. In an ESPN survey conducted in 2003, the team was ranked number one for stadium experience and number two for fan relationships among 123 sports franchises. The Wild played to sellouts for every game in each of its first four seasons. Prior to joining the Wild, he served as the inaugural executive director of The First Tee organization which welcomed underprivileged youth into the world of golf through the development of golf facilities throughout North America. Leiweke has also held executive positions with the PGA TOUR, the NHL's Vancouver Canucks and the NBA's Golden State Warriors. Leiweke, 47 (1/12/60), is a native of St. Louis, Mo. and is married, Tara, with two children, Tyler and Tori.

TIM RUSKELL

PRESIDENT OF FOOTBALL OPERATIONS/GENERAL MANAGER



Tim Ruskell begins his third season as president and general manager of the Seattle Seahawks. Hired February 23, 2005, in his first season Ruskell helped construct a team that won a franchise-record 13 games and reach Super Bowl XL. Believing that character plays an integral role in building a winning attitude, Ruskell's personnel decisions reflect that belief. In his first draft with the club in 2005, Ruskell selected C Chris Spencer, LBs Lofa Tatupu and Leroy Hill, all starters. Tatupu, who many analysts considered a reach in the second round, has earned consecutive trips to the Pro Bowl and became the Seahawks' first rookie to make the Pro Bowl since Rufus Porter in 1988. Ruskell has signed RB Shaun Alexander and DT Rocky Bernard to long-term contracts and lured unrestricted free agents LB Julian Peterson, FS Deon Grant and TE Marcus Pollard into the fold over the last two years. A trade for Super Bowl MVP Deion Branch and the signing of restricted free agent WR Nate Burleson have bolstered a solid receiving corps. A scouting veteran of more than 20 years, Ruskell last served as the Atlanta

Falcons assistant general manager under highly regarded Falcons President and General Manager Rich McKay. Before joining the Falcons in 2004, he served 17 distinguished seasons in Tampa Bay where he began as a regional scout in 1987 before assuming the positions of director of college scouting (1992-2000) and later director of player personnel (2001-03). In his only season with Atlanta, Ruskell assisted McKay in piecing together a roster that won the NFC South and earned a berth in the NFC Championship Game. This, after the Falcons finished last in the conference with a 5-11 record the season before his arrival. "We had great success in the draft while we were in Tampa, due in large part to Tim and the players he would put up on the draft board and believe in," said McKay, who also worked with Ruskell in Tampa Bay. Ruskell helped build a team in Tampa Bay that earned postseason berths five of his final seven seasons, including two NFC Championship Game appearances and a Super Bowl XXXVII championship. As director of player personnel in Tampa Bay, Ruskell was instrumental in providing the Buccaneers with a roster that sent seven players to the Pro Bowl in 2002. During his tenure in Tampa Bay, the Buccaneers had at least one player named to the Pro Bowl in each of the last eight seasons from 1996 through 2003. In 2000, the Buccaneers sent a league-high nine players to the Pro Bowl, including a league-best six starters. Ruskell originally joined the Buccaneers as a regional scout in 1987, a job he performed for four years before being promoted to director of college scouting in 1992. Prior to joining the Buccaneers, Ruskell served as the director of scouting for the USFL's Tampa Bay Bandits from 1985-86. He also worked as a scout for the CFL's Saskatchewan Roughriders from 1983 through 1985. Ruskell is a University of South Florida alum with a communications degree that preceded a short career in radio. Ruskell and his wife, Linda, have a daughter, Samantha, and a son, Jack.

MARTHA FULLER**CFO****VULCAN SPORTS &
ENTERTAINMENT/SEAHAWKS**

Martha Fuller is in her fourth year in the NFL as the Seahawks' Chief Financial Officer; last season she also assumed the title of Senior Vice President. Her responsibilities include the financial oversight of First & Goal Inc. and the Seahawks, including

budgeting, cash flow management, NFL economic issues, investments, facilities development, financial reporting and analysis, debt issuance (including financing of the new Seahawks practice facility and headquarters in Renton, Washington), capital transactions, reporting to and transactions with the Washington State Public Stadium Authority, oversight of Qwest Field and Event Center marketing, operations and services, and risk management. Ms. Fuller also directs the organizations' political affairs, long-term strategic planning, the organization's community outreach efforts and Seahawks fan development programs. Fuller, 44, came to Seattle in 2004, following two years as Director of Planning & Economic Development for the City of St. Paul, overseeing the city's housing and economic development portfolio. In 1997, she was appointed the CFO of the NHL's Minnesota Wild, becoming the first female in the League's history to hold that position. At the Wild, she was responsible for negotiation of the Xcel Energy Center lease with the City of Saint Paul, related loan agreement with the State of Minnesota, various contracts relating to construction of the Xcel Energy Center, the purchase of the Minnesota Club building (home of the organization's offices), and the agreement under which an affiliate of the Wild manages the Xcel Energy Center and adjacent city convention facility. Fuller also developed and implemented the team's equity and debt financing arrangements, and oversaw the financial and legal transactions necessary for consummating the team's expansion agreement with the NHL. She began her career working for Arthur Andersen from 1984-95, before moving on to become the Director of Finance for the City of St. Paul from 1995-97. Fuller is Vice Chairman of the Board of the Humane Society of Seattle/King County, a member of the Boards of the Seattle Chamber of Commerce and Enterprise Seattle and President of the

Washington State Sports and Entertainment Facilities Operator Association. She is a Certified Public Accountant and a summa cum laude graduate of Drake University. Fuller is married to Redmond, Washington Fire Chief Tim Fuller. They reside in downtown Seattle with their Springer Spaniel, Rustler.

JOHN RIZZARDINI**COO****SEAHAWKS AND FIRST & GOAL**

In 2007, John Rizzardini assumes the position of Chief Operating Officer for the Seahawks and First & Goal Inc. In this role his priorities are to continue building the Seahawks brand, strengthen community ties, provide an electric fan experience and

generate revenues. He oversees the day-to-day business operations for the team including all ticket and suite sales, partnership development, advertising and branding, retail operations, game presentation, website, and customer service for the Seahawks. He originally joined the club's front office in August of 2003, as Vice President of Marketing and Customer Sales. In 2006, Rizzardini was promoted to Senior Vice President and Chief Marketing Officer. Rizzardini led a 2006 season ticket sales effort in which the club sold out for the first time since the early 1990's. With that, the Seahawks have now created Blue Pride, the team's season ticket waiting list. During Rizzardini's lead, the team has also sold out 35 consecutive games at Qwest Field. Before joining the Seahawks, he served three years as Senior Vice President of Sales & Marketing for the National Hockey League's Vancouver Canucks and Orca Bay Sports & Entertainment. Prior to joining the Canucks, Rizzardini was Executive Vice President of the Los Angeles Arena Corporation, parent company of the Staples Center, the Los Angeles Kings, and the Los Angeles Galaxy of Major League Soccer. His professional career began with the Golden State Warriors where he served in a number of capacities from 1986 to 1995, including the last four as Vice President of Marketing and Ticket Sales. He is a graduate of Cornell College and holds a Master's Degree in Sports Management from Western Illinois. Rizzardini serves on the Boards of the Seattle University Center for the Study of Sport and the Seattle Sports Commission and volunteers as a coach at the YMCA.

SUSAN DARRINGTON

VICE PRESIDENT FACILITY OPERATIONS & SERVICES



Susan Darrington enters her fourth season as Vice President of Facility Operations and Services. In this role, she is responsible for all aspects relating to facility operations, events management and service at Qwest Field and Event Center home to over 1.5 million guests

and 300 events annually. Darrington is a facility management executive with over 16 years of diverse experience in arenas, convention centers, ballparks and stadiums in North America. She began her career at Rexall Place in Edmonton, Alberta, Canada and joined First & Goal Inc. as Director of Event Operations in 2000, after working as an event coordinator at the Washington State Trade and Convention Center. Under Darrington's leadership, Qwest Field was voted the Fan Friendliest stadium in professional sports in 2005. Darrington holds a Bachelor's degree in Human Services Management from Western Washington University.

MIKE FLOOD

VICE PRESIDENT COMMUNITY RELATIONS



Mike Flood enters his 11th season with the Seahawks after joining the staff on July 1, 1997. Flood served as Community Outreach Director for Football Northwest prior to joining the Seahawks. He helped spearhead the statewide campaign that

resulted in the passage of Referendum 48 to build the new football/soccer stadium and exhibition complex. A Seattle native, Flood attended Blanchet High School for three years before graduating from McLean High School in McLean, Virginia. He received a B.A. Degree in Industrial Education from Washington State University and a Master's Degree in Education from the University of North Carolina. Flood owned and operated an agricultural flying service in Fort Scott, Kansas, before joining the Coast Guard. He served as a pilot and Civil Engineering Officer in the Guard flying C130s, Dassault Falcon jets, and H60 Jayhawk helicopters. He man-

aged Public Relations for the Coast Guard in Kodiak, Alaska. From 1994-96 he was the Air/Sea Rescue Operations Officer for coastal Oregon and Washington. Flood retired as a Commander in 1996 after 20 years in the service. He and his wife Marty, have a son Dan and a daughter, Shannon.

JOHN IDZIK

VICE PRESIDENT FOOTBALL ADMINISTRATION



John Idzik begins his first season with the Seahawks after joining the club on February 16, 2007. He spent the last three seasons as Senior Director of Football Operations for the Arizona Cardinals. With Seattle, Idzik oversees player negotiations, the

team's compliance with the NFL salary cap and several aspects of the day-to-day football operation. Idzik entered the NFL in 1993 with the Tampa Bay Buccaneers. He spent 11 years with the club, first as a pro personnel assistant and then was elevated to director of football administration in 1996 and assistant general manager in 2001. Prior to joining the Buccaneers, Idzik spent the 1991-92 seasons as a graduate assistant at Duke University, where he coached the offensive line. In 1990 he was the offensive backfield coach for the Aberdeen Oilers (Scotland) of the British American Football League. Idzik's first coaching assignment came in 1982 as the receivers coach at the State University of New York at Buffalo. Raised in a football family, Idzik's father, John, was the head coach of that Aberdeen club after serving as an NFL assistant coach with the Miami Dolphins, Baltimore Colts, Philadelphia Eagles, and N.Y. Jets. They became one of the NFL's few father-son Super Bowl champions in 2002 when Idzik's Buccaneers won Super Bowl XXXVII, as his father was the offensive backfield coach of the 1970 world champion Baltimore Colts. A native of Detroit, Idzik graduated magna cum laude from Dartmouth College in 1982, where he also played wide receiver. He later earned a master's degree in liberal studies from Duke University in 1992. Idzik and his wife, Carol, have two sons, Bryant and Bradley, and a daughter, Holly.

RON JENKINS

VICE PRESIDENT CORPORATE PARTNERSHIPS



Ron Jenkins enters his 9th season with the Seahawks and his first as Vice President of Corporate Partnerships. In this role, he oversees the organization's business relationships with its partners, including Qwest Communications, Anheuser-Busch, Ford

Motor Co., Jones Soda, Virginia Mason Medical Center, Wells Fargo Bank and many others. Jenkins joined the Seahawks staff in June 1999 as director of ticket sales and has since held positions as director of suite sales & service (leading the sales effort for Qwest Field from 2000-02), director of marketing (2003-04), and director of partnership development (2005-06). Prior to joining the Seahawks, Jenkins served nine years in various sales and marketing management positions with Bacardi USA in the midwest and southeastern United States. After a less than illustrious college football career as a receiver at Columbia University and Vanderbilt University, Jenkins graduated from Vanderbilt with a B.A. degree in Economics. A native of Rochester Hills, Michigan, Ron and his wife Dorothy live in Enumclaw, Wash., with their two girls; Ava and Chiara.

LANCE LOPES

VICE PRESIDENT GENERAL COUNSEL



Lance Lopes enters his seventh season with the Seahawks after being hired March 16, 2001. Lopes administers the legal affairs for both the Seahawks and First & Goal Inc. He also handles special projects for the organization, including

the construction of VMAC, the club's new headquarters and development of the WaMu Theater in Qwest Field Event Center. From 2003-05 Lopes headed up the Corporate Partnerships Department for the Seahawks. Prior to joining the Seahawks, he served seven years as general counsel for the Green Bay Packers from 1993-2000, adding the title of Assistant Vice President from 1998-99 and Vice President from 1999-2000, during which time, his duties primarily involved salary cap administration and player contract negotiations. In 2000, he

left the Packers to serve on the original management team of StubHub. Prior to working for the Packers, he worked at the law firms Helsell, Fetterman, et. al in Seattle and Cades, Schutte, et. al. in Honolulu. A graduate from the University of Oregon School of Law in 1989, he obtained a bachelor's degree from Linfield College in 1985. He played tight end on the 1982 and 1984 NAIA national championship Linfield College football teams. Lance and his wife Mari have three children; Katie, Sydney and Peter.

SCOTT PATRICK

VICE PRESIDENT PARTNERSHIP DEVELOPMENT



Scott Patrick enters his 11th season with the Seahawks and has made key contributions in growing revenues for an expanded corporate partnership department that is responsible for the development of national and regional Corporate Partnerships,

including key contribution made in a landmark NFL team deal with the Jones Soda Company which launches a five year relationship with the Club this season. Patrick focuses on revenue growth initiatives through integrated partnerships which utilize Qwest Field and Qwest Field Event Center signage, Seahawks radio network, preseason and other team television and cable shows, print, Seahawks.com, cause marketing, retail programs and special community events. Patrick joined the Seahawks after 11 seasons with the Seattle Sonics, including the last five as the Sonics' VP of Corporate Sponsorship and Broadcasting. Prior to the Sonics, he served as the tournament coordinator for both the LPGA SAFECO Classic and the Senior PGA GTE Northwest Classic. Patrick also served (1997-2001) as the Vice President of Corporate Sales for Action Sports Media, a Paul Allen affiliate company with marketing rights agreements for the University of Washington and Washington State University. A native of Ellensburg, Washington, Patrick has a B.S. degree in Communications from the University of Washington. He serves on the Board of Directors for the Seattle Aquarium Society, Marketing Committee member for the Chris Elliott Fund which generates resources for brain cancer research and is an eight-year practicum sponsor of the University of Washington Business Schools' Sales Program. He and his wife Ronda, live in Bellevue, Wash., with their two kids, Brooks and Baile.

RUSTON WEBSTER

VICE PRESIDENT PLAYER PERSONNEL



Ruston Webster begins his third season with the Seahawks as vice president of player personnel. In this role, Webster works directly with President of Football Operations Tim Ruskell and oversee the day-to-day management of the pro personnel and college scouting departments. Webster joined the Seahawks after serving all 19 of his years in the NFL with the Tampa Bay Buccaneers where he worked with Ruskell from 1988-2003. Prior to his promotion to director of player personnel 2005, he served the previous four seasons (2001-04) as the Buccaneers' director of college scouting where he proved to be instrumental in helping piece together a team that won the franchise's first Super Bowl title, a 48-21 victory over the Oakland Raiders in Super Bowl XXXVII. Webster joined the Buccaneers in 1988 as the team's scout for the northeastern United States. From 1989-91, he served as the clubs director of pro personnel. In 1992, he returned to the field as Tampa Bay's scout for the Southern states and shifted to the Midwest region in 1993 and the Southwest region from 1995-2000. Before joining the Buccaneers, Webster was the tight ends/safeties coach at Tulsa University in 1987. In 1986, he was a graduate assistant at Alabama under former Buccaneer head coach Ray Perkins. Webster also served as a graduate assistant at Southwestern Louisiana in 1985. Webster earned his bachelor's degree in health, physical education and recreation from the University of Mississippi. A native of Madison, Mississippi, he and his wife, Gayle, have a daughter Hannah and sons Jacob and Drew.

GARY WRIGHT

VICE PRESIDENT ADMINISTRATION



Gary Wright enters his 32nd season and his 21st as a vice president. Named to his current position in June 1995, after serving as Vice President/Administration and Public Relations since 1992. Wright, who originally joined the

Seahawks in 1976, as director of publicity, was named public relations director in 1982 and added the title of vice president in 1987. Wright was chosen by Hall of Famer Steve Largent to be his presenter at Largent's July 1995 induction ceremonies. Wright has assisted the league's media relations staff at 20 Super Bowls. He spent two seasons prior to joining the Seahawks as the publicity director for the Southern California Sun of the World Football League and as league publicity director. Also served as vice president of operations for the Phoenix Racquets of World Team Tennis. Wright was the sports information director at Long Beach State University and coached football and basketball while teaching history and journalism in high school after graduating from Long Beach State. He has instructed sports management classes at the University of Washington and Seattle University. Gary and his wife, Ann have a family that includes their two grown sons, Larry and Steve; their wives Katy and Michelle; and five grandchildren, Owen, Fiona, Audrey, Stella and Maxwell.

WILL LEWIS

DIRECTOR OF PRO PERSONNEL



Will Lewis joined the Seahawks' football operations staff as the team's Director of Pro Personnel on May 20, 1999, following three years with the Green Bay Packers (1997-99) scouting department. With the Packers, he worked closely with Seahawks' Executive Vice President & Head Coach Mike Holmgren. From 1998-99, Lewis served as the Packers' Assistant Director of Pro Personnel, following one year as a pro scout. Prior to his work with the Packers, Lewis was a defensive assistant coach for the Atlanta Falcons, under June Jones, from 1995-96. Lewis, signed by the Seahawks as an undrafted free agent cornerback in 1980 out of Millersville State (Pa.), played in 26 games returning 45 kickoffs for a 21.4-yard average and 56 punts for an 8.0-yard average, including a 75-yard touchdown, as a rookie versus the Denver Broncos. Following his Seahawks career, Lewis played three seasons with the Houston Gamblers of the USFL from 1983-85, and three seasons (1986-89) in the Canadian Football League. Lewis began his coaching career in the NFL Europe League with the New York/New Jersey Knights from 1991-92. He also coached defensive backs at his alma mater, Millersville State, from 1992-93, before brief stints at the

University of Maine (1994) and the University of West Virginia (1995). Lewis and his wife, Kimmerly, have three sons; Ryan (4/15/94), and twins Drew & Troy (9/7/95) and a daughter Krysta.

CHRIS CULMER

PRO PERSONNEL ASSISTANT



Chris Culmer enters his fourth season as a pro scout for the Seahawks, his ninth season overall with the team. As a pro scout, Culmer is responsible for the advance scouting of Seahawks' opponents and evaluating players in all professional leagues including

the NFL, NFL Europe, the CFL, and Arena Leagues. Throughout the season, he coordinates free-agent tryouts, monitors NFL transactions, and assists in the recruiting and signing of all NFL free agents. In addition to his pro scouting responsibilities, Culmer also evaluates draft eligible players and attends college workouts in preparation for the NFL Draft. Culmer is a Northwest native having grown up in the Tri-Cities area of eastern Washington. He received his Bachelor's Degree in Business Administration from Washington State University in 1998 and went on to earn his master's degree in Sport Management from the University of Massachusetts in 2000. He and his wife, Kristina, reside in Issaquah, Wash.

ED DODDS

PRO PERSONNEL ASSISTANT



Ed Dodds begins his first season in the Seahawks pro personnel department and his fifth in the NFL. Dodds joined the Seahawks in May 2007, after spending his first four seasons with the Oakland Raiders. Dodds joined the Raiders after earning a degree in business marketing from Texas A&M-Kingsville.

He was a student coach at Texas A&M-Kingsville from 2000-03, serving one year as quality control assistant for the offense, then handling quality control on defense for two seasons. He was a four-year starter at H.M. King High School in Kingsville, Texas and a three-year all-district pick at guard and line-backer.

SCOTT FITTERER

WESTERN REGION DIRECTOR OF COLLEGE SCOUTING



Scott Fitterer joined the Seahawks' staff on June 25, 2001, as an area scout. He begins his third season as the club's western region director of college scouting. He coordinates the Seahawks' scouting effort in the western part of the

United States. Spent the previous three seasons with the New York Giants, 1998-99 as a part-time scout before being assigned to the West Coast region for the 2000 season. Was a 1995 draft pick of the Toronto Blue Jays and spent three years in the Blue Jays system (1995-97) before his career ended due to three shoulder surgeries. Was a two-sport athlete in college, playing quarterback in football and pitcher in baseball at UCLA (1992-94) and LSU (1994-95). In 1998, Fitterer returned to UCLA to earn his undergraduate degree in history. Born in Seattle on 11/4/73, he is a graduate of Kennedy High School in Seattle. Scott, his wife Cherish, daughter Ella (1/18/06), and son Cole (4/5/07) live in Sammamish, Wash.

MIKE YOWARSKY

EASTERN REGION DIRECTOR OF COLLEGE SCOUTING



Mike Yowarsky, in his third season with the Seahawks, is the eastern region director of college scouting. A 15-year member of the Tampa Bay Buccaneers' scouting staff, Yowarsky was most recently responsible for the southeastern portion of the United

States. Yowarsky's contributions proved vital in 2002, as the Buccaneers captured their first Super Bowl title in team history with a 48-21 victory against Oakland in Super Bowl XXXVII. He joined Tampa Bay in 1991 after spending the 1990 campaign as a graduate assistant at the University of Florida under Head Coach Steve Spurrier. Prior to working at Florida, Yowarsky spent 1989 as a teacher in Cleveland, Tennessee. From 1984-85, he was a graduate assistant at Kansas and then served as a defensive assistant for the Jayhawks from 1986-88. Yowarsky taught in the Knoxville school system from 1983-84. Earned a Bachelor's Degree in secondary education from Tennessee, and his Master's in

athletic administration and sports psychology from Kansas. Mike and his wife, Viva, have two daughters, Maclain and Bridger.

CHARLES FISHER

AREA SCOUT (NORTHEAST)



Charles Fisher enters his fifth season with the Seahawks after being hired June 16, 2003, as an area scout. Fisher joined Seattle after serving one season as an intern in the Green Bay Packers' player personnel department. Before joining the Packers, he

spent two and a half seasons in the NFL with the Cincinnati Bengals. Originally drafted in the second round (33rd overall) in the 1999 draft, won the starting left cornerback job his rookie season. Suffered three torn ligaments in the season opener which eventually ended his playing career. Remained with the Bengals during the 2000 season and part of 2001 before being released. A second-team All-Big East performer, he majored in Sports Management. Single and a native of Aliquippa, Pennsylvania.

DERRICK JENSEN

AREA SCOUT (SOUTHEAST)



Derrick Jensen begins his 17th year with the Seahawks scouting staff having been hired in 1991 after a seven-year NFL playing career as a fullback. Jensen was a third-round draft choice of the Oakland Raiders in 1978 and played in 106 games, starting 21, in his

career, including a streak of 105 straight. Served as the captain of the Raiders' special teams for five seasons and contributed a blocked punt, which he recovered for the first touchdown, in the Raiders' 38-9 win over the Washington Redskins in Super Bowl XVIII. Also part of the Raiders' Super Bowl XV championship team. Finished his Raiders career with 780 yards on 224 carries, with five touchdowns. Added 44 receptions and three scores and returned an onside kick 33 yards for a touchdown against the Giants in 1980. Two-time Southland Conference MVP while at Texas-Arlington. Finished his career with 3,346 rushing yards, the first player in conference history to top 3,000 yards. Attended Oswatimie High School in Oswatimie,

Kansas. Derrick and his wife, Amanda, have a son, Davis.

JOHN PETERSON

AREA SCOUT (SOUTHWEST)



John Peterson begins his ninth season having joined the Seahawks' staff in July 1997. Brings more than 30 years of college and professional experience to the Seahawks. Has worked in both the Canadian Football League and World League with the

Ottawa Rough Riders (1989-91) and Toronto Argonauts (1994-96) as Director of Player Personnel of the CFL and with the San Antonio Riders of the World League as Vice President/General Manager from 1991-92. Served as the head coach at Bemidji State from 1983-89, and was also athletic director from 1982-84. Head coach at Frostburg State from 1977-81 and served as an assistant coach at Northern Illinois, Westminster College, and Holy Cross College. Attended Pioneer High School in Ann Arbor, Michigan, and attended Northern Michigan and Eastern Michigan where he played defensive end and tackle. Earned his B.S. degree from Eastern Michigan, an M.A. from Michigan State, and a Ph.D. from the University of Utah. Taught at Northern Illinois, the University of Utah, Frostburg State, and Bemidji State. He and his wife, Wendy, have six children - four girls, Nissa-Lynn (7/24/77), Elyse (5/14/79), Hayley (10/31/89) and Brianne (6/22/93), and two boys, Preston (4/24/82) and Blair (11/8/86).

MIKE PHAIR

AREA SCOUT (WEST)



Mike Phair begins his sixth season in the NFL and third with the Seahawks as an area scout. Before coming to Seattle, he spent the previous three seasons in the Tampa Bay Buccaneers' college scouting department. In his first season with Tampa

Bay, the club won their first Super Bowl title in team history. Before joining Tampa Bay, he spent a year coaching at Tiffin University, helping coach the linebackers and special teams along with recruiting and academic study responsibilities with the team. Prior to his stint at Tiffin, Phair spent two seasons

(1999-2000) as a defensive graduate assistant at Arizona State University. A two-year starting linebacker at ASU, where he began his career as a walk-on in 1990, Phair also played two seasons at Mesa Community College and garnered first-team all-conference in 1989. Phair graduated from ASU with a Bachelor's Degree in sociology in 1994 and his Master's Degree in education, curriculum, and instruction in 2000. Mike and his wife, Jennifer have three children, Parker, Coleman, and Maisy.

ERIC STOKES

AREA SCOUT (MIDWEST)



Eric Stokes begins his fourth season in the college scouting department having served three years (2002-04) as an assistant in the Seahawks pro personnel department. College scouting is an area Stokes is familiar with

having broke into the front office ranks as a midlands scout in 2000. While serving in the pro personnel department, Stokes was responsible for the weekly advance of upcoming opponents as well as assisting in the evaluation and writing of player reports on potential talent in NFL Europe, the Canadian Football League and the Arena Football League. Stokes played three seasons as a safety in the NFL, but his career was shortened due to injury. Stokes attended the University of Nebraska and was selected in the fifth round (121st overall) by Seattle in the 1997 NFL Draft and spent two season with the Seahawks before being selected by the Cleveland Browns in the 1999 expansion draft. Eric and his wife, Tisa, have three daughters Erisa (1/7/01), Payton (1/20/04), and Madison (1/15/06).

KIRK PARRISH

COLLEGE SCOUTING COORDINATOR



Kirk Parrish begins his ninth year with the Seahawks organization. He is responsible for maintaining the day-to-day operations of the College Scouting Department, including updating all college prospect information (draft

boards/computer database), managing university relations, and serving as the liaison between the front office and on-the-road scouting staff. He also assists with the evaluation of draft-eligible players in the Pacific Northwest. Prior to joining the Seahawks, Parrish was the administrative assistant/football operations at Texas A&M University from 1997-99. Parrish coached tight ends and quarterbacks at the University of San Diego from 1995-96. Prior to USD, he was a graduate assistant at Washington State University from 1992-94, where he earned a Ph.D. in educational administration in 2003, and a Master's Degree in athletic administration in 1993. Parrish earned his BA in education from Central Washington University where he was a quarterback for the Wildcat football program. His father, Jerry Parrish, is a member of the Seahawks' High School Coaches Council and Washington State Football Coaches Hall of Fame. His wife, Carol, is the Director of Marketing for the University of Washington Athletic Department. They have a daughter, Jill, and reside in Bothell, Wash.

SAM RAMSDEN

HEAD ATHLETIC TRAINER



Ramsden begins his fourth season as the franchise's head athletic trainer having originally joined the Seattle Seahawks as an associate athletic trainer in February of 1999. Although his primary area of expertise for much of his 15 seasons

in the NFL has been centered on physical rehabilitation and conditioning of professional football players, Ramsden is now charged with coordinating the healthcare provided for Seahawks players and staff. Before Seattle, he served six seasons with the Green Bay Packers as an assistant athletic trainer and was a member of the Super Bowl XXXI championship team. Ramsden was recently elected to the Professional Football Athletic Trainers Society's executive board and is recognized for his contributions to the PFATS Sponsorship Committee. As a student athletic trainer at the University of Wisconsin at La Crosse, Ramsden worked with several inter-collegiate sports teams before joining the Packers' staff. He received a Bachelor's Degree in physical education with an emphasis in athletic training from the La Crosse school in 1992. A La Crescent, Minnesota native, he, his wife, Lisa and newly born son, Henry, live near Snoqualmie, Washington, in the foothills of the Cascade Mountains.





Mike Holmgren enters his ninth season as head coach of the Seattle Seahawks after guiding the club to its third straight NFC West title in 2006 and the club's fourth consecutive postseason appearance. His clubs have posted winning records six of his eight seasons, including four division titles after winning the AFC West in 1999, his first season with the team and a club-record 13 wins in 2005. Holmgren is tied (Baltimore's Brian Billick) as the third longest tenured head coach with the same club behind Tennessee's Jeff Fisher and Denver's Mike Shanahan (13 years).

Holmgren originally joined the Seahawks as Executive Vice President/General Manager & Head Coach on January 9, 1999. Following the 2002 season, Holmgren decided to focus exclusively on coaching and relinquished his duties as general manager.

Since 2003, the Seahawks 41-23 record (.641) is the best in the NFC, along with Philadelphia, and are the only teams in the NFC with winning records each of the last four seasons. Seattle has posted four consecutive winning seasons for the first time in club history.

The Seahawks have made significant strides in becoming one of the elite teams in the NFL under Holmgren the last four seasons. The Seahawks reached 10 wins for just the fourth time in franchise history in 2005, marking the second time that had been accomplished in Seattle in 18 years (1986).

Last season, Holmgren guided the Seahawks to the NFC Divisional Playoff Game after winning the NFC West and posting a 9-7 record. After beginning the season 4-1, Seattle persisted through injuries to nine offensive starters (totaling 48 combined games), including 2005 MVP Shaun Alexander who missed six games with a broken foot. Matt Hasselbeck missed four games in the middle of the season with an injured knee and finished the season with a small fracture in his left hand.

It was the first time Seattle has won a

game in back-to-back postseasons since the 1983 and 1984 seasons and ended a five-season NFL streak in which the Super Bowl runner-up did not make the following postseason.

In 2005, he joined an elite group of coaches, becoming just the fifth coach in NFL history to take two different teams to the Super Bowl (1996 & 1997 Green Bay, 2005 Seattle). In that group are Bill Parcells, Dan Reeves, Don Shula and Dick Vermeil.

Holmgren guided Seattle's second-ranked NFL offense to its best year in club history. Beginning the season 2-2, the Seahawks



posted a club-record 11 straight wins en route to a 13-3 record. Undeclared at home for the second time under Holmgren (2003), Seattle earned the top seed in the NFC and a first-round bye to begin the postseason. The Seahawks defeated the Redskins, 20-10, and Carolina, 34-14, to advance to Super Bowl XL in Detroit. Seattle dropped the game to the Pittsburgh Steelers, 21-10.

In 2004, the Seahawks opened 3-0, including back-to-back road wins at New Orleans and at Tampa Bay before defeating San Francisco 34-0 ending the 49ers NFL-record streak without being shutout at 420 games. The Seahawks ended the season winning three of their last four, including wins over two playoff teams to secure its NFC West title.

Holmgren's offense ranked sixth in the NFL in 2003 and produced four Pro Bowlers (Shaun Alexander, Hasselbeck, Steve Hutchinson, Walter Jones) along with Alex Bannister who earned a trip for his special teams play. The club finished seventh in scoring, third in total first downs while leading the league in third-down percentage.

After a slow start in 2002, Holmgren kept his club focused and finished the season winning five of the last eight games, including three consecutive to finish a season for the first time since 1986. His offensive unit finished the year ranked seventh in total offense and third in passing while compiling more yards than any other club over the last six weeks of the season. Trent Dilfer and Hasselbeck combined for a franchise-record five 300-yard passing games, and Koren Robinson became only the second receiver (Steve Largent) in Seahawks history to surpass the 1,200-yard receiving mark.

In 2001, Holmgren guided his young roster back to winning form and bounced back to post a 9-7 record. That was good for second place in the AFC West and equalled the team's best mark since 1999 and 1990. The team won

three of its last four contests and just missed the playoffs, being eliminated in the final week of the regular season.

The 2000 campaign saw Holmgren continue to mold the Seahawks into his vision, revamping the roster and adding players that would be the backbone of the team for seasons to come. He suffered his first losing season as a head coach, posting a 6-10 record with his young roster (AFC-high 17 rookie or first-year players) while shaping the team financially for years to come.

It is that financial foundation that allowed the club to add Deion Branch in 2006, retain key unrestricted free agents Jones and Hasselbeck in 2005, while adding key free agents Nate Burleson, Julian Peterson and Deon Grant over the last couple of seasons. In his four seasons as general manager, Holmgren drafted 2005 MVP Alexander and was instrumental in trading for Hasselbeck in 2001.

In his first season with the Seahawks, Holmgren helped guide the club into their first postseason since 1988, breaking a 10-year playoff drought. The 9-7 regular-season record by the 1999 Seahawks was the best mark since posting a similar record in 1990.

By leading Seattle into the postseason, he became just the second coach in team history to take the Seahawks to the playoffs, and just the third coach in NFL history to guide a team to at least seven straight postseasons, joining Tom Landry (nine years, and eight years) and Chuck Noll (eight years).

Holmgren took control of the Seahawks following one of the most successful coaching stints in league history as head coach of the Green Bay Packers from 1992-98 that included a 75-37 (.670) regular-season record, a 9-5 (.643) postseason mark, and two Super Bowl appearances, including a 35-21 victory over the New England Patriots in Super Bowl XXXI played in New Orleans. By winning at

ACTIVE COACHES WITH 100 CAREER WINS

| | Regular Season | | | | Postseason | | | | Career | | | |
|--------------------------------|----------------|----|---|------|------------|----|---|------|--------|-----|---|------|
| | W | L | T | Pct. | W | L | T | Pct. | W | L | T | Pct. |
| 1. Joe Gibbs, Wash | 145 | 87 | 0 | .625 | 17 | 6 | 0 | .739 | 162 | 93 | 0 | .635 |
| 2. Mike Holmgren, GB, Sea | 147 | 93 | 0 | .613 | 12 | 10 | 0 | .545 | 159 | 103 | 0 | .607 |
| 3. Mike Shanahan, Raiders, Den | 131 | 81 | 0 | .618 | 8 | 5 | 0 | .615 | 139 | 86 | 0 | .618 |
| 4. Bill Belichick, Cle, NE | 111 | 81 | 0 | .578 | 13 | 3 | 0 | .813 | 124 | 84 | 0 | .596 |
| 5. Tony Dungy, TB, Ind | 114 | 62 | 0 | .648 | 9 | 8 | 0 | .529 | 123 | 70 | 0 | .637 |
| 6. Jeff Fisher, Ten | 105 | 93 | 0 | .530 | 5 | 4 | 0 | .556 | 110 | 97 | 0 | .531 |

least one game in five consecutive postseasons (1993-97), Holmgren joined John Madden (1973-77) as the only coaches in league history to accomplish the feat.

From 1995-98, Holmgren's Packers posted an NFL-best 48-16 (.762) record, finished first in the NFC Central Division three times, second once and posted a 7-3 mark in the playoffs.

By taking the Packers to six consecutive postseasons (1993-98), Holmgren established a franchise record, with a team that had

recorded just two winning seasons in the 19 years before he was hired.

In 21 NFL seasons (1999-06 head coach Seattle, 1992-98 head coach Green Bay, 1986-91 assistant coach San Francisco), Holmgren's teams posted a 218-116-1 (.651) regular season record, hit double digits in the win column 12 times, made the postseason 16 times, won three Super Bowls (XXIII, XXIV, XXXI), and reached two other Super Bowls (XXXII & XL).

Holmgren's 1996 team that won the Super

HOLMGREN'S HEAD COACHING RECORD

| Year | Team | W | L | T | Pct. | Finish |
|-----------------------|-----------|-----|-----|---|------|---|
| 1992 | Green Bay | 9 | 7 | 0 | .563 | 2nd, NFC Central |
| 1993 | Green Bay | 9 | 7 | 0 | .563 | 3rd, NFC Central <i>Wild Card victory over Detroit, 28-24</i> <i>Divisional Playoff loss to Dallas, 27-17</i> |
| 1994 | Green Bay | 9 | 7 | 0 | .563 | 2nd, NFC Central <i>Wild Card victory over Detroit, 16-12</i> <i>Divisional Playoff loss to Dallas, 35-9</i> |
| 1995 | Green Bay | 11 | 5 | 0 | .688 | 1st, NFC Central <i>Wild Card victory over Atlanta, 37-20</i> <i>Divisional Playoff victory over San Francisco, 27-17</i> <i>NFC Championship loss to Dallas, 38-27</i> |
| 1996 | Green Bay | 13 | 3 | 0 | .813 | 1st, NFC Central <i>Divisional Playoff victory over San Francisco, 35-14</i> <i>NFC Championship victory over Carolina, 30-13</i> <i>Super Bowl XXXI victory over New England, 35-21</i> |
| 1997 | Green Bay | 13 | 3 | 0 | .813 | 1st, NFC Central <i>Divisional Playoff victory over Tampa Bay, 21-7</i> <i>NFC Championship victory over San Francisco, 23-10</i> <i>Super Bowl XXXII loss to Denver, 31-24</i> |
| 1998 | Green Bay | 11 | 5 | 0 | .688 | 2nd, NFC Central <i>Wild Card loss to San Francisco, 30-27</i> |
| 1999 | Seattle | 9 | 7 | 0 | .563 | 1st, AFC West <i>Wild Card loss to Miami, 20-17</i> |
| 2000 | Seattle | 6 | 10 | 0 | .375 | 4th, AFC West |
| 2001 | Seattle | 9 | 7 | 0 | .563 | 2nd, AFC West |
| 2002 | Seattle | 7 | 9 | 0 | .438 | 3rd, NFC West |
| 2003 | Seattle | 10 | 6 | 0 | .625 | 2nd, NFC West <i>Wild Card OT loss at Green Bay, 33-27</i> |
| 2004 | Seattle | 9 | 7 | 0 | .563 | 1st, NFC West <i>Wild Card loss to St. Louis, 27-20</i> |
| 2005 | Seattle | 13 | 3 | 0 | .813 | 1st, NFC West <i>Divisional Playoff victory over Washington, 20-10</i> <i>NFC Championship victory over Carolina, 34-14</i> <i>Super Bowl XL loss to Pittsburgh, 21-10</i> |
| 2006 | Seattle | 9 | 7 | 0 | .563 | 1st, NFC West <i>Wild Card victory over Dallas, 21-20</i> <i>Divisional Playoff OT loss at Chicago, 27-24</i> |
| Reg. Season (15 Yrs.) | | 147 | 93 | 0 | .613 | |
| Postseason (11 Yrs.) | | 12 | 10 | 0 | .545 | |
| Combined Record | | 159 | 103 | 0 | .607 | |

Bowl, led the NFL in scoring with a team-record 456 points and also led the league in defensive scoring, a feat that had not been accomplished since 1972.

Before becoming the Packers' head coach, Holmgren served as an assistant coach of the San Francisco 49ers from 1986-91. He coached the 49ers' quarterbacks from 1986-88 under head coach Bill Walsh, and was the team's offensive coordinator from 1989-91 under George Seifert. During his tenure in San Francisco, the 49ers posted a 71-23-1 (.753) regular-season record to reach the post-season each year, and won Super Bowl XXIII over Cincinnati and Super Bowl XXIV over Denver. As offensive coordinator in 1989, the 49ers boasted the NFL's top-ranked offense.

Prior to joining the 49ers staff, Holmgren coached quarterbacks at Brigham Young University from 1982-85, including a national championship in 1984. He also served as the offensive coordinator/quarterbacks coach at San Francisco State in 1981.

As a quarterback at San Francisco's Lincoln High School, Holmgren was named 1965's "Prep Athlete of the Year," before continuing his playing career at the University of

Southern California from 1966-69. He was drafted by the St. Louis Cardinals in the eighth round of the 1970 draft and went to camp with both the Cardinals and the New York Jets that year.

Holmgren, born June 15, 1948, began his coaching career in 1971 at his alma mater Lincoln High, where he also taught history. One year later, he moved to San Francisco's Sacred Heart High as a teacher and assistant coach. He also coached at Oak Grove High from 1975-80.

He received a Bachelor of Science Degree from USC in 1970.

Holmgren returned to the NFL's influential Competition Committee February 6, 2002, after a three-year layoff, but stepped down in February 2006. He served as co-chair of the Committee along with former Buccaneers General Manager and current Falcons President and GM Rich McKay, having taken over for Don Shula, from 1996-98.

Mike and his wife, Kathy, have four daughters—twins Calla and Jenny, Emily, Gretchen, and four granddaughters, Emma, Emerson, Mary and Isabell.

HOLMGREN'S COACHING CAREER

| | |
|---------|---|
| 1971 | Lincoln High School (San Francisco, Calif.): <i>Assistant Coach</i> |
| 1972-74 | Sacred Heart High School (San Francisco, Calif.): <i>Assistant Coach</i> |
| 1975-80 | Oak Grove High School (San Jose, Calif.): <i>Assistant Coach</i> |
| 1981 | San Francisco State University: <i>Offensive Coordinator/Quarterbacks</i> |
| 1982-85 | Brigham Young University: <i>Quarterbacks Coach</i> |
| 1986-88 | San Francisco 49ers: <i>Quarterbacks Coach</i> |
| 1989-91 | San Francisco 49ers: <i>Offensive Coordinator/Quarterbacks</i> |
| 1992-98 | Green Bay Packers: <i>Head Coach</i> |
| 1999-02 | Seattle Seahawks: <i>Executive V.P. of Football Operations/General Manager & Head Coach</i> |
| 2003- | Seattle Seahawks: <i>Executive V.P. & Head Coach</i> |

ALL-TIME SEAHAWKS COACHING RECORDS

| | | Regular Season | | | | Postseason | | |
|----------|-----------------|----------------|----|---|------|------------|-----|------|
| | | W | L | T | Pct. | W | L | Pct. |
| 1976-82* | Jack Patera | 35 | 59 | 0 | .372 | --- | --- | --- |
| 1982 | Mike McCormack | 4 | 3 | 0 | .571 | --- | --- | --- |
| 1983-91 | Chuck Knox | 80 | 63 | 0 | .559 | 3 | 4 | .429 |
| 1992-94 | Tom Flores | 14 | 34 | 0 | .291 | --- | --- | --- |
| 1995-98 | Dennis Erickson | 31 | 33 | 0 | .484 | --- | --- | --- |
| 1999- | Mike Holmgren | 72 | 56 | 0 | .563 | 3 | 5 | .375 |

* Patera was replaced by Mike McCormack after two games of the 1982 season.

HOLMGREN VS. NFL

| | Team | Regular Season | Postseason | Total |
|------------------------------|----------------------|----------------|--------------|----------------|
| AMERICAN FOOTBALL CONFERENCE | Baltimore Ravens | 1-1 | --- | 1-1 |
| | Buffalo Bills | 3-3 | --- | 3-3 |
| | Cincinnati Bengals | 4-1 | --- | 4-1 |
| | Cleveland Browns | 3-1 | --- | 3-1 |
| | Denver Broncos | 5-5 | 0-1 | 5-6 |
| | Houston Texans | 1-0 | --- | 1-0 |
| | Indianapolis Colts | 1-2 | --- | 1-2 |
| | Jacksonville Jaguars | 3-1 | --- | 3-1 |
| | Kansas City Chiefs | 4-6 | --- | 4-6 |
| | Miami Dolphins | 2-3 | 0-1 | 2-4 |
| | New England Patriots | 1-2 | 1-0 | 2-2 |
| | New York Jets | 1-2 | --- | 1-2 |
| | Oakland/L.A. Raiders | 5-4 | --- | 5-4 |
| | Pittsburgh Steelers | 4-1 | 0-1 | 4-2 |
| | San Diego Chargers | 7-3 | --- | 7-3 |
| | Tennessee/Houston | 3-0 | --- | 4-0 |
| NATIONAL FOOTBALL CONFERENCE | Arizona Cardinals | 7-3 | --- | 7-3 |
| | Atlanta Falcons | 5-1 | 1-0 | 6-1 |
| | Carolina Panthers | 3-1 | 2-0 | 5-1 |
| | Chicago Bears | 14-3 | 0-1 | 14-4 |
| | Dallas Cowboys | 4-5 | 1-3 | 5-8 |
| | Detroit Lions | 11-6 | 2-0 | 13-6 |
| | Green Bay Packers | 2-2 | 0-1 | 2-3 |
| | Minnesota Vikings | 7-11 | --- | 7-11 |
| | New Orleans Saints | 5-0 | --- | 5-0 |
| | New York Giants | 4-3 | --- | 4-3 |
| | Philadelphia Eagles | 4-5 | --- | 4-5 |
| | St. Louis/L.A. Rams | 11-6 | 0-1 | 11-7 |
| | San Francisco 49ers | 8-4 | 3-1 | 11-5 |
| | Seattle Seahawks | 1-0 | --- | 1-0 |
| | Tampa Bay Buccaneers | 13-4 | 1-0 | 14-4 |
| | Washington Redskins | 0-4 | 1-0 | 1-4 |
| | Career Totals | 147-93 | 12-10 | 159-103 |

HOLMGREN IS IN RANGE OF CATCHING...

| | Regular Season | | | | Postseason | | | | Career | | | |
|--------------------------|----------------|-----------|----------|-------------|------------|-----------|----------|-------------|------------|------------|----------|-------------|
| | W | L | T | Pct. | W | L | T | Pct. | W | L | T | Pct. |
| 1 Don Shula | 328 | 156 | 6 | .677 | 19 | 17 | 0 | .528 | 347 | 173 | 6 | .667 |
| 9. Bill Parcells | 172 | 130 | 1 | .568 | 11 | 8 | 0 | .579 | 183 | 138 | 1 | .568 |
| 10. Paul Brown | 166 | 100 | 6 | .624 | 4 | 8 | 0 | .333 | 170 | 108 | 6 | .612 |
| 11. Bud Grant | 158 | 96 | 5 | .621 | 10 | 12 | 0 | .455 | 168 | 108 | 5 | .608 |
| 12. Joe Gibbs | 145 | 87 | 0 | .625 | 17 | 6 | 0 | .739 | 162 | 93 | 0 | .635 |
| 13. Bill Cowher | 149 | 90 | 1 | .621 | 12 | 9 | 0 | .571 | 161 | 99 | 1 | .617 |
| 14. Mike Holmgren | 147 | 93 | 0 | .613 | 12 | 10 | 0 | .545 | 159 | 103 | 0 | .607 |
| 15. Marv Levy | 143 | 112 | 0 | .561 | 11 | 8 | 0 | .579 | 154 | 120 | 0 | .562 |
| 16. Steve Owen | 151 | 100 | 17 | .602 | 2 | 8 | 0 | .200 | 153 | 108 | 17 | .586 |



GIL HASKELL

Assistant Head Coach/Offensive Coordinator

Seahawks Experience: 8th Year
NFL Experience: 25th Year

Named to his current position on January 20, 2000, Haskell joined his long-time friend and peer Mike Holmgren. As the team's offensive coordinator, Haskell works closely with Holmgren in implementing an innovative and precise offensive scheme. His sole responsibility is guiding the offense.

The 2006 edition of Haskell's offense was hit by injuries to key players, as a total of nine offensive starters missed 48 combined games. He lost reigning league MVP Shaun Alexander for six games and Matt Hasselbeck for four games while Maurice Morris and Seneca Wallace filled in, respectively. Morris set career-highs in rush yards (604) and posted two 100-yard games while Wallace saw his most extensive playing time of his career and tossed eight touchdowns while posting a 2-2 record. In addition, Haskell's six-year run of sending at least one player to the Pro Bowl continued, as Walter Jones and Mack Strong were voted to the NFC roster.

It was a banner year in 2005 for the Seahawks offense as it finished the season ranked second in total offense and earned a trip to Super Bowl XL. Haskell's unit led the NFL in points per game (28.3), red zone offense (71.7%), fourth-down efficiency (7/8), a club-record 57 touchdowns and 24 80+-yard drives. His playbook allowed Alexander to lead the league in rushing with a club-record 1,880 yards and an NFL-record 28 total touchdowns (NFL-record 27 rush, 1 rec.), since eclipsed by San Diego's LaDainian Tomlinson. The offense also boasted six Pro Bowlers (Alexander, Hasselbeck, Steve Hutchinson, Jones, Strong, Robbie Tobeck).

Haskell helped the Seahawks ground attack rank 2nd in the NFC in 2004, and also helped Alexander rank 2nd in the NFL with a franchise-record 1,696 rushing yards. His 20 total touchdowns topped the NFL and club charts.

Haskell's 2003 offense was highlighted by sending four offensive players to the Pro Bowl (Alexander, Hasselbeck, Hutchinson, and Jones). Seattle's offense ranked 6th in

the NFL (4th NFC) and led the League in first downs/game (21.1) and third-down conversions (46.8%). He helped Hasselbeck set a franchise record for passing yards (3,841) and tie the record for most completions in a season (313). He also helped Hasselbeck become the highest-rated passer in club history.

In 2002, Haskell guided a Seattle aerial attack that ranked third in the NFL averaging 254.9 yards a game. Seattle also set a franchise record gaining 5,818 total offensive yards that included a franchise-record three 500-yard games of total offense. Haskell coordinated an offense that allowed Hasselbeck to finish the season ranked first in the NFC with a 63.7 completion percentage and second in the NFC with a 87.8 passer rating. Not only did the offense excel through the air, Haskell kept Alexander on track setting a franchise record with 16 rushing and 18 total touchdowns.

Haskell's 2001 offensive plan was tailored to the running style of second-year back Alexander. His schemes helped Alexander enjoy a breakout year and rush for the NFL's fourth-best performance in history (currently fifth) with 266 yards vs. Oakland. Add Ricky Watters in the mix and Seattle ranked fifth in the AFC (9th NFL) with 121.0 yards per game. Overall, Seattle's offense increased to 298.3 yards per game.

In his first year as offensive coordinator for Seattle, Haskell oversaw the AFC's top-ranked (2nd NFL) red zone offense, scoring 60.9% of the time. His offense gained 292.5 yards per game, threw for 185.0 yards and rushed for 107.5 yards, ranking 11th in each category in the AFC.

Haskell joined the Seahawks after serving in the same capacity for the Carolina Panthers (1998-99) where his offense finished sixth in the NFL in 1999, with 355.4 yards per game in total offense, including the second-ranked passing attack in the NFL with 260.1 passing yards per game. He orchestrated an offense in 1999 that set team records in total yards (5,686), points (421) and passing yards (4,161), and also sent

three players (QB Steve Beuerlein, WR Muhsin Muhammad and TE Wesley Walls) to the Pro Bowl.

The 25-year NFL coaching veteran rejoined Holmgren after serving six seasons (1992-97), three as wide receivers coach (1995-97) and three as running backs coach (1992-94), for the Green Bay Packers.

While receivers coach under Holmgren, Haskell coached the Packers' record-setting Pro Bowl receiving duo of Antonio Freeman and Robert Brooks.

Before his tenure with the Packers, Haskell entered the NFL in 1983 and served nine seasons with the Los Angeles Rams (1983-91), the first four as special teams coach, four seasons as running backs coach, and one as tight ends/special teams coach. Haskell coached three 1,000-yard rushers (Eric Dickerson, Greg Bell and Charles White) and sent two to the Pro Bowl (Dickerson, White) during his four years coaching the position.

Directing special teams, Haskell's unit was ranked number one. Led by 1984 Pro Bowl punt returner Henry Ellard, Haskell's units ranked first in the NFL in 1984 and 1985. After the 1985 season, Ellard's 13.51 punt return average was an NFL record for highest-career average. Haskell also sent kick returner Ron Brown and punter Dale Hatcher to the 1985 Pro Bowl.

Prior to a distinguished NFL career, his late uncle, Dr. William O'Grady, was part owner of the San Francisco 49ers, and before leaving for the University of Southern California in 1978, Haskell worked for the 49ers for 22 years.

Haskell spent five seasons as wide receivers and special teams coach for USC (1978-82) and nine years at San Francisco's

St. Ignatius High School (1969-77), serving as head coach the final five seasons.

He was reunited with his former St. Ignatius assistant coach, Bill Laveroni, in 2002 who was hired at the time to be the Seahawks' assistant offensive line coach.

Haskell, born September 24, 1943, and his wife, Nancy, have four grown daughters, Paula, Patty, Jenny and Julie. The couple lives in Kirkland.

HASKELL'S COACHING CAREER

| | |
|---------|--|
| 1978-82 | University of Southern California, <i>Special Teams & Wide Receivers</i> |
| 1983-86 | Los Angeles Rams <i>Special Teams</i> |
| 1987-90 | Los Angeles Rams <i>Running Backs</i> |
| 1991 | Los Angeles Rams <i>Tight Ends/Special Teams</i> |
| 1992-94 | Green Bay Packers <i>Running Backs</i> |
| 1995-97 | Green Bay Packers <i>Wide Receivers</i> |
| 1998-99 | Carolina Panthers <i>Offensive Coordinator</i> |
| 2000-06 | Seattle Seahawks <i>Offensive Coordinator</i> |
| 2007- | Seattle Seahawks <i>Asst. Head Coach/Off. Coord.</i> |



JOHN MARSHALL

Defensive Coordinator

Seahawks Experience: 5th Year
NFL Experience: 28th Year

John Marshall joined the Seahawks' defensive coaching staff on February 12, 2003, as linebackers coach, while taking over coordinating duties before the 2006 season.

Marshall welcomes the task of his fourth defensive coordinator position in the NFL since 1980. He previously held coordinating

jobs in Atlanta (1983-85), San Francisco (1997-98) and Carolina (1999-01).

The defense, which ranks fourth in the NFL in sacks since the 2005 season, was bolstered this offseason with the signings of safety Deon Grant and end Patrick Kearney. The team also drafted second-round draft pick corner-

back Josh Wilson and third-round pick tackle Brandon Mebane in this year's NFL Draft.

His 2006 defense was led by Pro Bowl linebackers Julian Peterson and Lofa Tatupu. Marshall's scheme helped Peterson to a career-high 10.0 sacks while Tatupu led the team for the second straight season in tackles, this with a career-high 123 (93 solo).

Marshall served as interim defensive coordinator in 2005 after Ray Rhodes suffered stroke-like symptoms before the season opener. Marshall's defense led the NFL with 50 sacks, allowed only one 100-yard rusher, finished second in the NFL in red zone defense (40.4%), rushing touchdowns allowed (5) and saw rookie linebacker Tatupu earn a trip to the Pro Bowl.

Marshall joined the Seahawks after one season as an assistant defensive line coach for the Detroit Lions in 2002.

Before Detroit, Marshall spent three seasons (1999-01) as the assistant head coach/defensive coordinator of the Carolina Panthers. His defense ranked fourth in the NFL with 105 takeaways over his three-year tenure.

Prior to Carolina, Marshall was part of two Super Bowl squads in San Francisco from 1989-98 working with the defensive line from 1989-93, linebackers from 1994-96 and two years as defensive coordinator from 1997-98.

As defensive coordinator in 1997, he spear-

headed the NFL's top-rated defense, second versus the rush and pass, while helping send five players to the Pro Bowl. Marshall coached nearly a decade in the NFL before going to San Francisco, starting as Green Bay Packers' special teams coach in 1980 and taking over as linebackers coach in 1981. He served as defensive coordinator for the Atlanta Falcons from 1983-85 and coached the defensive line of the Indianapolis Colts from 1986-88.

Marshall's coaching career started as an assistant at Hancock (Calif.) Junior College in 1967 before holding several positions for the University of Oregon from 1968-76, serving under freshman head coach George Seifert as freshman assistant for one season (1968), freshman head coach (1969-71) and offensive line coach (1972-76).

He then moved to the University of Southern California where he coached linebackers from 1977-79 and helped lead the Trojans to two Rose Bowl victories and the 1978 National Championship.

In 1964, Marshall began his college playing career at Washington State before having his playing career cut short due to a neck injury. He went on to major in health education at the University of Oregon in 1969.

Marshall, born October 2, 1945, and his wife, Becky, have two daughters, Sarah and Meg.

MARSHALL'S COACHING CAREER

| | | | |
|---------|---|---------|---|
| 1967 | Hancock Junior College <i>Assistant</i> | 1986-88 | Indianapolis Colts <i>Defensive Line</i> |
| 1968 | University of Oregon <i>Freshman Assistant</i> | 1989-93 | San Francisco 49ers <i>Defensive Line</i> |
| 1969-71 | University of Oregon <i>Freshman Head Coach</i> | 1994-96 | San Francisco 49ers <i>Linebackers</i> |
| 1972-76 | University of Oregon <i>Offensive Line</i> | 1997-98 | San Francisco 49ers <i>Defensive Coordinator</i> |
| 1977-79 | University of Southern California <i>Linebackers</i> | 1999-01 | Carolina Panthers <i>Asst. Head Coach/ Defensive Coordinator</i> |
| 1980 | Green Bay Packers <i>Special Teams</i> | 2002 | Detroit Lions <i>Assistant Defensive Line</i> |
| 1981-82 | Green Bay Packers <i>Linebackers</i> | 2003-05 | Seattle Seahawks <i>Linebackers</i> |
| 1983-85 | Atlanta Falcons <i>Defensive Coordinator</i> | 2006- | Seattle Seahawks <i>Defensive Coordinator</i> |



DWAINE BOARD

Defensive Line

Seahawks Experience: 5th Year
NFL Experience: 18th Year

Seattle made significant moves prior to the 2003 season to shore up a defense that had ranked last against the run in 2002. One of the most important moves was hiring former San Francisco 49ers defensive line coach Dwaine Board on January 29, 2003.

Since 2005, his linemen rank fourth in the NFL with 91 sacks, with 24.5 of them coming last season with Rocky Bernard's 12.0 sacks ranking second since 2005 in sacks among interior linemen.

Board's group generated 36 sacks in 2004, and in 2005, his unit contributed 32.5 of Seattle's NFL-leading 50 sacks on the season. They also allowed only one 100-yard rusher, set the franchise mark allowing only 94.4 rushing yards per game (5th NFL) and was second in the NFL allowing only five rushing touchdowns. Board saw the emergence of free agent pick-up Bryce Fisher have a career-high 9.0 sacks and Rocky Bernard finish with a career-high 8.5 sacks, good for second among NFL interior linemen.

Board made an immediate impact in his first season, helping improve Seattle's run defense from last in the NFL in 2002 to 19th in 2003, the second-greatest turnaround in the NFL behind New England. He also helped the club rank fourth in the NFC (7th NFL) with 41 sacks.

Board was part of a 49ers defensive staff in 2002 that designed a defense that ranked second in the NFC (7th NFL) against the run allowing an average of 103.3 yards per game. Board's line also contributed to a defense that ranked fourth in the NFC (7th NFL) in sacks, while coaching DT Bryant Young to his fourth Pro Bowl.

Before joining Seattle, Board previously served 23 years in the 49ers' organization, 10 as a player (1979-88) and 13 as a coach. He began his coaching career in 1990 as a San Francisco defensive line assistant before being promoted to defensive line coach in 1994.

In 17 seasons as a coach, Board has sent players to 10 Pro Bowls, including Dana Stubblefield who was named 1997 NFL Defensive Player of the Year.

Board and Mike Holmgren were on the same 49ers coaching staff from 1990-91.

In 2001, Board's defensive line was anchored by three-time Pro Bowler Young and the return of Stubblefield. He also tutored rookie lineman Andre Carter, who led the team in sacks with 6.5.

The 2000 season was led by Young and Brentson Buckner, who combined for 16.5 sacks.

Young was the bright spot of Board's 1999 defensive line. Returning to the starting lineup after a career-threatening injury in 1998, Young recorded 11 sacks, was voted NFL Comeback Player of the Year by *Associated Press* and was selected to his second Pro Bowl. Under Board, the 1998 defensive unit recorded 51.0 sacks to rank second in the NFL, including Chris Doleman's 15.0 that ranked second in the NFC (3rd NFL). Board was a factor in the development of Stubblefield in 1997, who was named NFL Defensive Player of the Year after a career-high 15.0 sacks.

A member of four world championship 49ers teams as a player and coach, Board recorded 61.0 career sacks and eight more in the postseason from 1979-88. His four tackles, two sacks and constant pressure in Super

BOARD'S COACHING CAREER

| | |
|---------|--|
| 1990-93 | San Francisco 49ers <i>Defensive Line Assistant</i> |
| 1994-02 | San Francisco 49ers <i>Defensive Line</i> |
| 2003- | Seattle Seahawks <i>Defensive Line</i> |

Bowl XIX, earned him Defensive Player of the Game honors in San Francisco's 38-16 win over Miami.

A graduate of Franklin County (Va.) High, Board was a three-time All-America selection at North Carolina A&T and a fifth-round draft choice of the Steelers in 1979.

Following his release by Pittsburgh, Board

signed with the 49ers and registered a team-leading seven sacks as a rookie in 1979. He retired following the 1988 campaign, after joining the Saints in midseason.

Born November 29, 1956 in Rocky Mount, Va., "Pee Wee" and his wife, Lynne, have three daughters, Camille, Allie and Tessa Raine.



Named to his current position on January 22, 2004, Mike Clark joined the Seahawks in his first stint in the National Football League after 24 years of service coaching collegiate athletes in strength, conditioning and nutrition.

Clark came to Seattle from Texas A&M, where he spent 14 seasons as the head strength and conditioning coach, adding the title of assistant athletic director in 2000. During his tenure with the Aggies, Clark helped develop current Seahawks defensive lineman Rocky Bernard (1997-01) and Seahawks' linebackers coach Zerick Rollins.

A 2003 inductee into the USA Strength and Conditioning Coaches Hall of Fame, Clark was twice named Strength Coach of the Year in 1993 and 2000. Also in 2000, he was the president of the Collegiate Strength & Conditioning Coaches Association.

During Seattle's Super Bowl XL run in 2005, his regimen earned the "Colonel" *American Football Monthly's* NFL Strength & Conditioning Coach of the Year award.

Before joining the Texas A&M coaching staff, he was head strength and conditioning coach at Southern California (1988-89), Oregon (1983-87), Kansas (1982), and Wyoming (1981). After two years as a graduate assistant at Kansas (1977-78), Clark coached linebackers and served as defensive coordinator at Topeka (Kan.) High School (1979-80).

A graduate of Ottawa University where he played center, Clark earned his B.S. in

Physical Education and minored in Biology in 1977.

Born August 22, 1954 in Wichita, Kansas, Mike and his wife, Kris, have three children, Matthew, J.J. and Alicia.

CLARK'S COACHING CAREER

| | |
|---------|--|
| 1978 | University of Kansas <i>Graduate Assistant</i> |
| 1979-80 | Topeka (Kan.) High School <i>Defensive Coord. & Linebackers</i> |
| 1981 | University of Wyoming <i>Head Strength & Conditioning</i> |
| 1982 | University of Kansas <i>Head Strength & Conditioning</i> |
| 1983-87 | University of Oregon <i>Head Strength & Conditioning</i> |
| 1988-89 | University of Southern California <i>Head Strength & Conditioning</i> |
| 1990-03 | Texas A&M University <i>Head Strength & Conditioning</i> |
| 2004- | Seattle Seahawks <i>Head Strength & Conditioning</i> |

NOLAN CROMWELL

Wide Receivers

Seahawks Experience: 9th Year
NFL Experience: 17th Year

Named to his current position on January 14, 1999, Nolan Cromwell enters his 28th NFL season; the first 11 as a Pro Bowl-caliber safety and the last 16 as an assistant coach.

Cromwell enters 2007 without Darrell Jackson for the first time since 1999. Under Cromwell's guidance, Jackson finished his career ranking fourth in Seattle history in catches (441), third in yards (6,445) and second in receiving touchdowns (47).

This season, Cromwell's receiving corps is led by Super Bowl XXXIX MVP Deion Branch, who tied (D.J. Hackett) for second on the team with four touchdowns, Hackett and 12-year veteran Bobby Engram. Also in the mix is Nate Burleson, who caught 68 balls for more than 1,000 yards while with Minnesota in 2004.

In 2005, Engram led the team in catches (67) and yards (778) for his best season since 1999.

Cromwell's 2002 receivers helped set franchise records for most 300-yard (5) and 400-yard (2) passing games and in 2003 helped QB Matt Hasselbeck set a franchise record with 3,841 passing yards.

In 1999, he helped Derrick Mayes have a career year, leading the team in receptions (62) and touchdowns (10).

In 1998, Cromwell coached the Green Bay Packers' wide receivers under Mike Holmgren, after serving as special teams coach from 1992-97.

Cromwell's squad included Pro Bowl standout Antonio Freeman who established career-highs leading the NFL with 1,424 yards on 84 receptions. Overall, the Packers passing game accounted for 33 touchdowns that year, while helping guide the team to a sixth-consecutive postseason appearance.

Before taking over the wide receivers, Cromwell coached Green Bay's aggressive special teams units. One of the league's most feared punt return teams, the Packers paced the NFL in 1996 with a 15.1-yard return average. That year, his group of field position war-

riors also led the league by scoring 24 points, and adding another two touchdowns in the postseason en route to a Super Bowl XXXI victory. On five different weekends during the 1996 season, one of Cromwell's players was honored as Special Teams Player of the Week.

Prior to taking on duties with the Packers, Cromwell coached on John Robinson's Los Angeles Rams staff as a defensive and special teams assistant in 1991.

A second-round draft choice by the Rams in 1977, Cromwell played his entire 11-year career for Los Angeles, earning four Pro Bowl berths, an NFC Defensive Player of the Year award (Kansas City Committee of 101) in 1980, and an NFL Defensive Back of the Year award (*Football Digest*) in 1984.

He ended his Rams career as the team's all-time leader in interception return yardage with 671 yards on 37 picks. He was also a member of the Rams' Super Bowl XIV team following the 1979 season.

An All-America wishbone quarterback at Kansas, Cromwell established an NCAA single-game rushing record for quarterbacks with 294 yards as a junior, after playing safety his first two collegiate seasons. He also was an accomplished decathlete in track.

Born on January 30, 1955, in Kansas, Nolan and his wife, Mary, have two children, Lance and Jennifer.

CROMWELL'S COACHING CAREER

| | |
|---------|--|
| 1991 | Los Angeles Rams <i>Defense/Special Teams Assistant</i> |
| 1992-97 | Green Bay Packers <i>Special Teams</i> |
| 1998 | Green Bay Packers <i>Wide Receivers</i> |
| 1999- | Seattle Seahawks <i>Wide Receivers</i> |



BRUCE DeHAVEN

Special Teams

Seahawks Experience: 1st Year
NFL Experience: 21st Year

Bruce DeHaven joined Seattle on January 22, 2007 after four years with the Dallas Cowboys.

Last season, DeHaven saw punter Mat McBriar lead the NFL with a 48.2 punting average and more importantly rank second in the NFC (4th NFL) with a 38.6 net punting average. His punt return team allowed Terence Newman to be one of five NFC returners to average over 10 yards per punt return and a 56-yard touchdown.

In 2004, the Cowboys kickoff coverage unit finished first in the NFL by limiting opponents to an average of 17.5 yards per return.

There were a number of outstanding individual performances in 2003, DeHaven's first season in Dallas, with lineman Flozell Adams setting a team-record by blocking three extra point attempts, kicker Billy Cundiff tying the NFL record for field goals in a game with seven and Randal Williams returning an onside kick attempt 38 yards for a touchdown to open the Philadelphia game.

Under DeHaven's guidance, the special teams in Buffalo (1987-99) and San Francisco (2000-02) thrived and were considered some of the most consistent units in the NFL. During DeHaven's three years with San Francisco, the 49ers special teams shined. In 2002, return man Jimmy Williams led the NFL with a 16.8-yard punt return average. This performance came on the heels of a 2001 season that saw Vinny Sutherland break the team record for most kick return yards by a rookie with 1,140.

Prior to joining the 49ers, DeHaven spent 13 seasons with the Buffalo Bills. During his tenure in Buffalo, the club made four consecutive Super Bowl appearances, won six AFC East championships and appeared in 20 playoff games. In those 13 years, DeHaven helped develop two of the greatest special teams players in NFL history: Mark Pike and Steve Tasker. Under DeHaven's tutelage, Tasker was invited to seven Pro Bowls as the AFC's Special Teams Player and was voted the 1993 Pro Bowl MVP. In 1998, kicker Steve

Christie set the Bills single-season club records for points (140) and field goals (33) and became the franchise's all-time leading scorer.

In 1996, *The Dallas Morning News*, in a ranking of the 19 most important statistical categories, named the Bills special teams unit the best in the NFL. His 1991 punt coverage unit led the NFL in fewest punt return yards allowed with 53, the lowest total since the NFL changed the rules allowing only the ends to release on punt coverage before the ball is snapped. DeHaven also guided the Bills kickoff coverage unit to the top NFL ranking four consecutive years (1987-90).

Prior to joining the Bills staff in 1987, DeHaven spent three seasons in different coaching capacities in the USFL. He was the running backs and special teams coach with the Orlando Renegades (1985), special teams coach and offensive line coach for the Pittsburgh Maulers (1984) and special teams and assistant offensive line coach with the New Jersey Generals (1983).

DeHaven began his collegiate coaching career at Kansas (1979-81), working with the defensive backs and offensive line, as well as heading up recruiting. He served as offensive line coach and recruiting coordinator at New Mexico State in 1982 before breaking into the pro ranks.

Before joining the college ranks, DeHaven spent nine years as a high school coach. As an assistant at Southeast (Wichita, Kan.) High School during part of that time, he helped lead the school to three consecutive Kansas state football championships.

DeHaven was born in Trousdale, Kan. on September 6, 1948. He played eight-man football at Belpre-Trousdale, Kan., High School. A graduate of Southwestern College in Kansas with a degree in history and political science, DeHaven was a basketball standout, leading the team in scoring two consecutive years. He also participated in track and field. He and his wife, Kathy, have a son Tobin Scott and daughter AnnieMaude.

DEHAVEN'S COACHING CAREER

| | | | |
|---------|--|---------|--|
| 1970 | Oxford (Kan.) Jr. High School <i>Head Coach</i> | 1984 | Pittsburgh Maulers (USFL) <i>Offensive Line/Special Teams</i> |
| 1971-73 | Oxford (Kan.) High School <i>Head Coach</i> | 1985 | Orlando Renegades (USFL) <i>Running Backs/Special Teams</i> |
| 1974-78 | Southeast (Wichita, Kan.) High <i>Assistant Coach</i> | 1987-99 | Buffalo Bills <i>Special Teams</i> |
| 1979-81 | Kansas <i>Def. Backs/Off. Line/Recruiting</i> | 2000-02 | San Francisco 49ers <i>Special Teams</i> |
| 1982 | New Mexico State <i>Offensive Line/Recruiting Coord.</i> | 2003-06 | Dallas Cowboys <i>Special Teams</i> |
| 1983 | New Jersey Generals (USFL) <i>Asst. Off. Line/Special Teams</i> | 2007- | Seattle Seahawks <i>Special Teams</i> |



Keith Gilbertson was named offensive consultant July 20, 2005, for his second stint with the club. He was an assistant coach from 1996-98 serving as a defensive assistant in 1996 followed by two years coaching tight ends under Dennis Erickson. Last season, he moved to his current role.

Gilbertson's main responsibilities will be to aide coach Bill Laveroni in the day-to-day preparation and practice regimen for the offensive line, led by Pro Bowler Walter Jones and help develop 2005 first-round draft choice Chris Spencer and last year's fourth-round pick Rob Sims.

With more than 30 years of coaching experience, Gilbertson spent 2003-04 as head coach of the University of Washington, after serving as its offensive coordinator from 2000-02.

He began his coaching career as a graduate assistant at Idaho State (1971-74) and earned a degree in education from Western Washington, where he was a grad assistant in 1975. After serving the 1976 season as a grad assistant at Washington for Don James, he was the offensive coordinator at Utah

State from 1977-81. In 1982, he joined Erickson's staff at Idaho for one season as the offensive coordinator.

For three seasons, from 1983-85, he coached the USFL's Los Angeles Express. He returned to Idaho in 1985 as the offensive coordinator and helped the Vandals to a 9-2 regular-season record. The following season, he took over as Idaho's head coach when Erickson was named head coach at Washington State. Gilbertson led the Vandals to an 11-2 record in 1988, the best mark in school history.

Gilbertson was instrumental in developing Washington's offense into one of the most explosive in the nation between 1989 and 1991. He was the Huskies' offensive line coach his first two seasons and took over as the offensive coordinator in 1991 when Washington won the national championship. The 1991 Washington team led the Pac-10 in total offense, rushing offense and scoring offense.

He then left the Huskies following 1991 to take over as the head coach at California. His four-year stint as the Golden Bears' coach

was highlighted by the 1993 team that posted a 9-4 record and defeated Iowa 37-3 in the Alamo Bowl.

Born in Snohomish, Wash. May 15, 1948, he attended Snohomish High before going on to play football at Central Washington, Columbia Basin Junior College, and Hawaii.

He later returned to earn his bachelor's degree in social sciences from Central Washington in 1971.

Gilbertson and his wife, Barbara, have two children, Kristin and David. He also has an adult daughter, Ann, who resides in Los Angeles.

GILBERTSON'S COACHING CAREER

| | |
|---------|---|
| 1971-74 | Idaho State <i>Graduate Assistant</i> |
| 1975 | Western Washington <i>Graduate Assistant</i> |
| 1976 | University of Washington <i>Graduate Assistant</i> |
| 1977-81 | Utah State <i>Offensive Coordinator</i> |
| 1982 | University of Idaho <i>Offensive Coordinator</i> |
| 1983-85 | L.A. Express (USFL) <i>Assistant Coach</i> |
| 1986-88 | University of Idaho <i>Head Coach</i> |
| 1989-90 | University of Washington <i>Offensive Line</i> |
| 1991 | University of Washington <i>Offensive Coord./Off. Line</i> |

| | |
|---------|---|
| 1992-95 | University of California <i>Head Coach</i> |
| 1996 | Seattle Seahawks <i>Defensive Assistant</i> |
| 1997-98 | Seattle Seahawks <i>Tight Ends</i> |
| 1999 | University of Washington <i>Asst. Head Coach/ Offensive Line/TEs</i> |
| 2000-02 | University of Washington <i>Offensive Coord./Tight Ends</i> |
| 2003-04 | University of Washington <i>Head Coach</i> |
| 2005 | Seattle Seahawks <i>Offensive Consultant</i> |
| 2006- | Seattle Seahawks <i>Assistant Offensive Line</i> |



TOM HEADLEE

Defensive Quality Control

Seahawks Experience: 2nd Year
NFL Experience: 2nd Year

Named to his current position February 16, 2006, Tom Headlee moved into the coaching ranks after spending his first six years as a coaching assistant with the Seahawks.

Headlee's primary responsibilities include video study of opponents, self-scouting, playbook production, and assisting defensive coordinator John Marshall.

A graduate of Washington State University, he earned his degree in Education in

2000.

Born November 6, 1976, in Bothell, Wash., Tom and his wife, Deborah, have two daughters, Kiara and McKenna.

HEADLEE'S COACHING CAREER

| | |
|-------|--|
| 2006- | Seattle Seahawks <i>Quality Control/Defense</i> |
|-------|--|



JOHN JAMISON
Assistant Special Teams

Seahawks Experience: 3rd Year
NFL Experience: 3rd Year

John Jamison moved into the role of Special Teams Assistant May 4, 2005, after serving as a Pro Personnel Assistant in the Scouting Department from 2000-04.

His role will be assisting Bruce DeHaven in all kicking aspects as well as organizing scout teams and scouting reports of upcoming opponents.

Jamison began his coaching career with Mike Holmgren at Sacred Heart High in San Francisco in 1973 but then switched to varsity basketball for Mt. Pleasant High in San Jose, where he coached for eight years. He was named Santa Clara County Coach of the Year in 1980.

Jamison and Holmgren attended Lincoln

High together in San Francisco, where Jamison was Holmgren's favorite target at receiver. The duo were named the top scholar-athletes in San Francisco County their senior year of 1965.

He attended the University of California where he played one year of football and majored in political science with a minor in English. He and his wife Carla live in Redmond.

JAMISON'S COACHING CAREER

| | |
|-------|--|
| 2005- | Seattle Seahawks <i>Special Teams Assistant</i> |
|-------|--|



DARREN KREIN
Assistant Strength & Conditioning

Seahawks Experience: 9th Year
NFL Experience: 9th Year

Darren Krein originally joined the Seahawks in his current position March 1, 1997, for two seasons and re-joined the team in 2001 in the same capacity, now working alongside Mike Clark.

The first-ever assistant hired by the Seahawks to help in the weight room, Krein has worked on a daily basis with players' weight training, as well as helping coordinate the team's offseason conditioning program.

Krein plays an integral role in the players' rehabilitation process. He works with players

that were previously injured and helps build strength and flexibility to become game ready.

One of Krein's achievements is the physical development of Pro Bowl QB Matt Hasselbeck. After an injury-plagued 2001 season, and a 2002 season that saw him as a backup for most of the year, Hasselbeck's off-season training allowed him in 2003 and 2005 to become the first Seahawks quarterback since Rick Mirer in 1993 to start all 16 games.

Before joining the Seahawks, Krein was a

1994 fifth-round draft choice by the AFC champion San Diego Chargers. He missed his rookie season due to a knee injury. Claimed off waivers by the Green Bay Packers on June 17, 1995, but did not play. While there, he trained under former Seahawks head strength and conditioning coach Kent Johnston, who was head strength and conditioning coach for the Packers.

Krein played the 1996 World League season with the Barcelona Dragons, but re-injured his knee and retired.

Was a four-year letterman under former Seahawks head coach Dennis Erickson at the University of Miami and a unanimous first-team All-Big East defensive end as a senior.

Had 190 career tackles and 17.5 sacks as a defensive end after beginning his career as a middle linebacker. Graduated with a degree in Business Management.

Attended Smoky Hill High School in Aurora, Colo. He lives in Kirkland with wife, Jennifer, daughter Ella and sons Aiden and Kellen.

KREIN'S COACHING CAREER

| | |
|---------|--|
| 1997-98 | Seattle Seahawks <i>Asst. Strength & Conditioning</i> |
| 2001- | Seattle Seahawks <i>Asst. Strength & Conditioning</i> |



Bill Laveroni took control of the offensive line in 2004 with the retirement of longtime NFL offensive line coach Tom Lovat. Named assistant offensive line coach April 2, 2002, Laveroni was groomed to create a smooth transition upon Lovat's retirement.

He enters this season with perennial Pro Bowl LT Walter Jones and looks to integrate LG Rob Sims and C Chris Spencer into full-time starters with RG Chris Gray and RT Sean Locklear.

Laveroni fashioned one of the finest left sides of any offensive line in the NFL with a pair of Pro Bowlers in Jones and G Steve Hutchinson in 2004 and 2005. That duo, along with C Robbie Tobeck earned Pro Bowl nods in 2005.

In his first season in charge of the line in 2004, his blockers paved the way for Shaun Alexander to set a club record and lead the NFC with 1,696 rushing yards. Alexander then broke that record with 1,880 yards and set an NFL-record with 28 touchdowns in 2005.

He helped coordinate Seattle's 2002 offensive line that helped lead a record-setting offensive performance despite a rash of injuries to the line.

The 36-year coaching veteran has coached offensive linemen for the past 22 years, most recently at Vanderbilt University (2001), before joining the Seahawks' staff.

Laveroni broke into coaching as offensive line coach for the freshman team at California before coaching offensive line at the University of San Francisco. After two collegiate seasons, he became an assistant coach at St. Ignatius High from 1972-76, where he and current offensive coordinator Gil Haskell coached together. He then became head coach at Piedmont High for one year before rejoining the college ranks.

He coached linebackers and tight ends at his alma mater, California (1978), before leaving for Utah State to coach the linebackers and offensive line from 1979-82.

His third tour of duty at California saw him lead the offensive line from 1983-89 followed by the same position coupled with special teams coordinator for San Jose State from 1990-92. From 1993-94, he coached only the offensive line for the Spartans.

Laveroni joined the Arena League's San Jose Sabercats in 1995 and coached for one year leading to a five-year career at Rutgers

where he served as offensive line coach and run game coordinator (1996-00).

He was a three-year starter for California at center (1967-69) where he earned a degree in

criminology. He also holds a teaching credential from the master's program of the University of San Francisco. He and his wife, Patty, have one son, Anthony. Born July 20, 1948.

LAVERONI'S COACHING CAREER

| | |
|---------|--|
| 1970 | University of California <i>Freshman Offensive Line</i> |
| 1971 | University of San Francisco <i>Offensive Line</i> |
| 1972-76 | St. Ignatius High School <i>Assistant Coach</i> |
| 1977 | Piedmont High School <i>Head Coach</i> |
| 1978 | University of California <i>Linebackers/Tight Ends</i> |
| 1979-80 | Utah State University <i>Offensive Line</i> |
| 1981 | Utah State University <i>Linebackers</i> |
| 1982 | Utah State University <i>Offensive Line/Linebackers</i> |

| | |
|---------|---|
| 1983-89 | University of California <i>Offensive Line</i> |
| 1990 | San Jose State <i>Linebackers/Special Teams</i> |
| 1991-94 | San Jose State <i>Offensive Line</i> |
| 1995 | San Jose Sabercats <i>Offensive/Defensive Line</i> |
| 1996-00 | Rutgers University <i>Offensive Line/Run Game Coord.</i> |
| 2001 | Vanderbilt University <i>Offensive Line</i> |
| 2002-03 | Seattle Seahawks <i>Assistant Offensive Line</i> |
| 2004- | Seattle Seahawks <i>Offensive Line</i> |



JIM LIND
Tight Ends

Seahawks Experience: 9th Year
NFL Experience: 16th Year

Jim Lind originally joined the Seahawks on January 14, 1999. He enters his ninth year with the Seahawks and seventh coaching tight ends.

One of three coaches still with Mike Holmgren since 1999, Lind works with newly-signed Marcus Pollard, who has played in 177 career games and caught 321 passes for 4,007 yards with 38 touchdowns. Also in the ranks are Will Heller, Ben Joppru and Leonard Stephens.

Originally joined the team as its linebackers coach. With the untimely passing of defensive coordinator Fritz Shurmur in 1999 prior to training camp, Lind coordinated the Seahawks' defensive unit.

That defense recorded an NFL-leading 30 interceptions while holding opponents to just

19 passing touchdowns.

Lind enters his 16th year as an NFL coach having spent four seasons as the Green Bay Packers linebackers coach under Holmgren.

The Packers' 1996 defense, with help from Lind, set the NFC record for fewest touchdowns allowed in a 16-game schedule.

His 1998 linebacking corps helped the Packers' defense finish fourth in the NFL, limiting opponents to just 281.7 yards a game while plugging holes for a bare 90.1 opponent rushing average.

He broke into the NFL as a defensive assistant/quality control coach in 1992 under Holmgren. This was the second time Lind crossed paths with Holmgren, previously coaching together at Brigham Young University while Lind was a graduate assistant in

1981-82.

Before breaking into the professional ranks, he served nine years as a collegiate head coach, most recently at Wisconsin-Eau Claire (1987-91). Lind enjoyed his most success while a head coach at the University of Minnesota-Morris (1983-86) where he directed the Cougars to two Northern Inter-collegiate Conference championships earning NIC Coach of the Year in 1984 and NAIA District 13 Coach of the Year in 1986.

He began his collegiate coaching career as a graduate assistant at St. Cloud State (1977) before earning the offensive coordinator job there in 1978. He then moved to nearby St. Johns University (1979-80) before crossing paths with Holmgren at BYU as a graduate

assistant (1981-82).

Lind entered coaching in 1974 as head football coach at Underwood (Minn.) High School holding that position until joining St. Cloud State.

Lind played three years of collegiate football as a linebacker his freshman year at Bethel College, before moving to Bemidji State, where he earned his undergraduate degree, playing two years at defensive back.

Later, he earned his master's degree at St. Cloud State and Doctorate in Professional Leadership in Physical Education and Athletics at BYU.

Born November 11, 1947, in Isle, Minn., Lind and his wife, Cindy, have two sons, Erik and Bryan.

LIND'S COACHING CAREER

| | | | |
|---------|---|---------|---|
| 1974-76 | Underwood (Minn.) High <i>Head Coach</i> | 1987-91 | Univ. of Wisconsin-Eau Claire <i>Head Coach</i> |
| 1977 | St. Cloud State (Minn.) <i>Graduate Assistant</i> | 1992-94 | Green Bay Packers <i>Defensive Asst./Quality Control</i> |
| 1978 | St. Cloud State (Minn.) <i>Offensive Coordinator</i> | 1995-98 | Green Bay Packers <i>Linebackers</i> |
| 1979-80 | St. John's (Minn.) University <i>Defensive Coach</i> | 1999 | Seattle Seahawks <i>Linebackers</i> |
| 1981-82 | Brigham Young University <i>Graduate Assistant</i> | 2000- | Seattle Seahawks <i>Tight Ends</i> |
| 1983-86 | University of Minnesota-Morris <i>Head Coach</i> | | |



LARRY MARMIE

Defensive Assistant/Secondary

Seahawks Experience: 2nd Year
NFL Experience: 12th Year

Larry Marmie enters his second season with Seattle after being hired on February 16, 2006. This season he joins new secondary/assistant head coach Jim Mora.

Marmie joined Seattle after serving the previous two seasons as the St. Louis Rams defensive coordinator. In his first year, he led the Rams to a 17th overall defensive ranking.

He began his NFL coaching career with the Arizona Cardinals where he served as defensive backs coach (1996-00) and as a defensive

coordinator his last three-plus seasons after Dave McGinnis was named head coach during the 2000 season (2000-03).

Marmie has 28 years of collegiate coaching experience after his quarterback playing days at Eastern Kentucky (1962-65), with his main duties emphasizing the secondary positions.

Born October 17, 1942, he and his wife, Linda, have three children, daughters Vicki and Cozy and son, Larry, Jr. with nine grandchildren.

MARMIE'S COACHING CAREER

| | | | |
|---------|--|---------|---|
| 1966-67 | Berea (Ky.) High School <i>Head Coach</i> | 1988-91 | Arizona State University <i>Head Coach</i> |
| 1968-71 | Morehead State University <i>Secondary/Defensive Line</i> | 1992-94 | University of Tennessee <i>Defensive Coordinator</i> |
| 1972-76 | Eastern Kentucky University <i>Defensive Coord./LBs</i> | 1995 | UCLA <i>Secondary</i> |
| 1977-78 | University of Tulsa <i>Defensive Coordinator</i> | 1996-00 | Arizona Cardinals <i>Secondary</i> |
| 1979-82 | University of North Carolina <i>Secondary</i> | 2000-03 | Arizona Cardinals <i>Defensive Coordinator</i> |
| 1983-84 | University of Tennessee <i>Defensive Coordinator</i> | 2004-05 | St. Louis Rams <i>Defensive Coordinator</i> |
| 1985-87 | Arizona State University <i>Defensive Coordinator</i> | 2006- | Seattle Seahawks <i>Defensive Asst./Secondary</i> |



STUMP MITCHELL

Running Backs

Seahawks Experience: 9th Year
NFL Experience: 9th Year

Named to his current position on January 28, 1999, Stump Mitchell enters his ninth NFL season, all with the Seahawks.

Mitchell coached a 1,000-yard rusher each in his first seven seasons with Seattle (Ricky Watters-2, Shaun Alexander-5), including Alexander's franchise-record and NFL leading 1,880 in 2005. Mitchell also helped Alexander set the NFL record with 28 total touchdowns (NFL record 27 rush, 1 rec.) en route to Alexander's NFL MVP season and his third Pro Bowl berth, since broken by San Diego's LaDainian Tomlinson in 2006.

Last season, the injury bug hit Alexander as he was sidelined by a broken foot for six games. He still finished with 896 yards and seven touchdowns in 10 games, ending a streak of five-straight 1,000-yard seasons and three-straight 1,400-yard seasons. In his place, Maurice Morris set a career-high with 604 yards and two 100-yard games.

Alexander earned his second Pro Bowl trip in 2004, as he led the NFC with 1,696 yards and 20 total scores.

In 2003, he helped Alexander reach his first Pro Bowl after rushing for a career-high 1,435 yards.

In 2002, Mitchell directed a backfield that featured Alexander, who recorded a franchise-record 16 rushing touchdowns at the time, most in the NFC.

The 2001 campaign saw Alexander rush for the third-most yards in the AFC (6th NFL) with 1,318 and his 14 rushing touchdowns led the NFL, while helping Seattle to place fifth in the AFC (9th NFL) in rushing offense.

His running backs corps in 2000 saw Watters become the 13th player to eclipse the 10,000-yard rushing mark and the continued maturation of rookie Alexander. Alexander finished second on the team with 313 yards and a 4.9 yards per carry average—second among rookies listed as the league's top rushers.

Mitchell joined the Seahawks following three years as head coach at Morgan State University. He originally joined the MSU staff in 1995 as offensive coordinator, earning a

promotion to head coach the following year. In Mitchell's first two seasons the team compiled a 7-14 record, which was the best two-year mark in 16 years. Under Mitchell's tutelage, the Bears boasted a strong rushing attack, that averaged 148.9 yards per game in 1997.

A ninth-round draft choice by the St. Louis Cardinals in 1981, Mitchell spent his entire nine-year career (1981-89) with the Cardinals, ranking as one of the team's all-time great running backs and kick returners. With a 5.6-yard rushing average as a rookie, Mitchell earned All-Rookie honors from *Pro Football Weekly*.

Mitchell still ranks as the Cardinals' all-time leader in combined yardage with 11,988 yards and ranks second with 4,649 yards rushing on 986 attempts and 32 touchdowns.

Throughout his career, Mitchell posted 14 100-yard games and finished with a 4.7-yard average, which ranks second in the team record book, as does his 156 career punt returns. His 177 kickoff returns for 4,007 yards are both Cardinals records.

In 1984, Mitchell earned All-NFC honors as a kickoff returner, by *Pro Football Weekly*.

On November 17, 1985, Mitchell had a single-game high with 179 rushing yards against the Philadelphia Eagles, which ranks

as the team's fifth-highest single-game total.

Mitchell's coaching career began in the spring of 1991, when he served as an assistant coach on the NFL Europe League's San Antonio Rough Riders' staff. He then accepted a position as the head coach at Casa Grande (Ariz.) High (1991-94) where he led the team to a playoff berth in his second year.

For his community service, he was honored with the Chuck Drulis Award in 1982 and the Byron "Whizzer" White Humanitarian Award in 1984.

Mitchell was born on March 15, 1959, in Kingsland, Ga.

MITCHELL'S COACHING CAREER

| | |
|---------|---|
| 1991 | San Antonio Rough Riders (NFLFL) <i>Running Backs</i> |
| 1991-94 | Casa Grande High <i>Head Coach</i> |
| 1995 | Morgan State <i>Offensive Coordinator</i> |
| 1996-98 | Morgan State <i>Head Coach</i> |
| 1999- | Seattle Seahawks <i>Running Backs</i> |



JIM MORA

Assistant Head Coach/Defensive Backs

Seahawks Experience: 1st Year
NFL Experience: 24th Year

Named to his current position on January 21, 2007, Mora enters his first year with the Seahawks and brings 23 years of defensive philosophy to the club.

Mora joins Seattle after serving as Executive Vice President/Head Coach of the Atlanta Falcons from 2004-06. He compiled a 26-22 (.542) record during his three years in Atlanta.

He and his staff guided the Falcons to an 11-5 record in 2004, becoming just the eighth rookie head coach in NFL history to win 11 games, captured the NFC South Division title,

and led the Falcons to their second-ever appearance in the NFC Championship Game. The Kansas City 101 Club named him the 2004 NFC Coach of the Year.

The defense, which ranked dead last the year before, improved to 14th overall en route to leading the league with a franchise-record 48 quarterback sacks. Mora's defense, coordinated by defensive coordinator Ed Donatell, held opposing offenses to zero points in the first quarter nine times, and also led the league in rushing defense (167.0 ypg).

Mora joined the Falcons from the San

Francisco 49ers where he spent seven seasons (1997-03), including the last five as defensive coordinator. His last two seasons, Mora's defense finished no worse than fourth in the NFC against the run and in 2003, the 49ers recorded 36 takeaways, their most since 1997. In addition, at least one player from Mora's defense was named to the Pro Bowl in four of his last five seasons as defensive coordinator.

Included among his 49ers coaching highlights, Mora's defense tied for first in the NFC with a +11 turnover differential on the heels of 36 takeaways. San Francisco's defense continued an impressive trend in 2003 as the 49ers did not allow a rusher to run for over 100 yards in their last 19 home games. San Francisco's staunch run defense at home was highlighted in 2003 by holding the St. Louis Rams to a mere nine yards rushing, which was the second-lowest rushing total by an opponent in 49ers team history. Mora's aggressive defense also produced 42 sacks in 2003 to tie for second in the NFC and it was the highest team total since 51 in 1998.

Mora's defensive creativity with talent was witnessed when he utilized Julian Peterson at four positions against Dallas in 2002 in which the 49ers clinched the NFC West Division title. Mora devised a clever game plan to move the athletic linebacker all over the field. Peterson played linebacker, defensive end, strong safety and cornerback because of injuries on defense. The Pro Football Hall of Fame recognized the unique feat as Peterson was the first player since the NFL merger in 1970 to play four positions in a game as he packed his bags for the Pro Bowl for the first time in his career.

In Mora's first season as the 49ers defensive coordinator in 1999, he developed DT Bryant Young and FS Lance Schulters into Pro Bowl performers and tutored his defense to a team-record tying five defensive touchdowns.

In his first year in 1997, the 49ers finished first in the NFL in total defense, second in pass defense (with 25 interceptions), takeaways (41) and run defense, as well as third in the League in sacks (54). Mora helped San Francisco advance to the NFC Championship Game where five members of the defense were voted to the Pro Bowl. A year later, Mora's troops tied for first in the NFC and fourth in the NFL with 21 interceptions.

James Lawrence Mora joined his father, James Ernest Mora, in 1992 as the secondary coach for the New Orleans Saints. Growing up with a father in the NFL gave Mora the opportunity to be a visiting locker room attendant for the Seattle Seahawks at a young age and was a ball boy at the 1978 Rose Bowl.

It was in New Orleans that Mora started to

distinguish himself as one of the NFL's premier position coaches as the Saints boasted the top-ranked pass defense in the NFL during his first two years. Mora remained with New Orleans through the 1996 season.

Mora broke in to the NFL with the San Diego Chargers in 1985. In his first year, his position was the first-ever in the NFL to be known as a quality control coach, consisting of duties such as breaking down game film, charting defenses, opponent tendencies, self-scout tendencies and game analysis reports.

He was named defensive assistant/secondary one year later, a position he held until earning the role of defensive backs coach in 1989.

After his playing days at the University of Washington as a walk-on linebacker (1981-83), he began his coaching career as a defensive assistant under Don James in 1984. While at Washington, Mora had the opportunity to be a part of two Rose Bowl teams, in addition to helping the Huskies to a berth in the Orange Bowl as a graduate assistant in 1984.

Established the Jim Mora Count on Me Family Foundation on April 25, 2006 at the Georgia Aquarium. The foundation targets three areas: children from low socio-economic backgrounds, mentally and physically challenged children, and "at-risk" children who lack stability or support in their lives.

Married to wife, Shannon, with daughter Lillia, and sons, Cole, Ryder and Trey. Has two brothers, Stephen, a mortgage broker in Bend, Ore., and Michael, an architect in Seattle.

MORA'S COACHING CAREER

| | |
|---------|--|
| 1984 | University of Washington <i>Defensive Assistant</i> |
| 1985 | San Diego Chargers <i>Quality Control/Defense</i> |
| 1986-88 | San Diego Chargers <i>Defensive Assistant/Secondary</i> |
| 1989-91 | San Diego Chargers <i>Defensive Backs</i> |
| 1992-96 | New Orleans Saints <i>Secondary</i> |
| 1997-98 | San Francisco 49ers <i>Secondary</i> |
| 1999-03 | San Francisco 49ers <i>Defensive Coordinator</i> |
| 2004-06 | Atlanta Falcons <i>Executive. V.P./Head Coach</i> |
| 2007- | Seattle Seahawks <i>Asst. Head Coach/Secondary</i> |



GARY REYNOLDS
Offensive Assistant/Quality Control

Seahawks Experience: 5th Year
NFL Experience: 8th Year

Gary Reynolds joined the Seahawks on February 8, 1999, and has seen his role evolve over his eight seasons. Working closely with Mike Holmgren, Reynolds assisted in all aspects of football operations after serving as assistant to the general manager (1999-00) and director of football administration (2001-02) to his current position as offensive assistant/quality control.

Prior to joining Seattle, Reynolds spent six years with the Green Bay Packers, where he served as offensive assistant/quality control from 1996-98, and administrative assistant/football operations from 1993-95.

Before entering the NFL, he was assistant

recruiting coordinator at the University of Tennessee in 1992. He also was a graduate assistant/assistant recruiting coordinator at Texas A&M in 1991. Reynolds holds a B.S. degree in engineering and an M.S. degree in education from Texas A&M. He and wife Beth have two daughters, Hannah and Olivia.

REYNOLDS' COACHING CAREER

| | |
|---------|---|
| 1996-98 | Green Bay Packers <i>Offensive Asst./Quality Control</i> |
| 2003- | Seattle Seahawks <i>Offensive Asst./Quality Control</i> |



RAY RHODES
Special Projects/Defense

Seahawks Experience: 5th Year
NFL Experience: 27th Year

Ray Rhodes joined the Seahawks as defensive coordinator February 5, 2003. Rhodes had the task of building a youthful defensive unit into an aggressive cohesive group. Last season he took on the role of Special Projects/Defense, as former linebackers coach John Marshall became defensive coordinator.

In his first season in 2003, Rhodes took a defense that, before he arrived, ranked 28th and fashioned a squad that improved to 19th in his first season.

Looking to build on that improvement in 2004, Rhodes mix of veteran leadership and youth ranked in top five for the first quarter of the season before injuries began to set in. Of 109 total games that were missed by starters and key reserves, 74 of those were on the defensive side of the ball. Seattle's starting linebacker corps heading into training camp only saw 10 of a possible 48 games.

In 2005, Rhodes season as coordinator was cut short due to stroke-like symptoms suffered before the season opener at



Jacksonville (9/11). Marshall assumed interim duties at the time but Rhodes was still involved in defensive meetings and saw his group lead the NFL with 50 sacks, allow only one 100-yard rusher, finish second in the NFL in red zone defense (40.4%), rushing touchdowns allowed (5) and saw rookie linebacker Lofa Tatupu earn a trip to the Pro Bowl.

Rhodes has 26 years of NFL experience as a coach, including 12 as either defensive coordinator or head coach. As a coordinator, only three of his defensive units have finished outside of the top 10.

Rhodes and Holmgren reunited after Rhodes served in the same position for the Green Bay Packers from 1992-93. While in Green Bay, Rhodes improved the Packers defense to second in the NFL in his two seasons, and in 1993, helped the Holmgren-led Packers to their first playoff appearance since 1982. He produced a pair of Pro Bowlers his second season (S LeRoy Butler and DE Reggie White), the first time that had happened in 15 seasons. Safety Chuck Cecil earned a Pro Bowl nod under his tutelage in 1992.

Prior to joining the Seahawks, Rhodes spent two seasons in Denver as defensive coordinator where he took the 24th-ranked defense in 2000 and improved it to eighth in 2001, and sixth in 2002. Three players received Pro Bowl invitations following his first season

(CB Deltha O'Neal, DT Trevor Pryce and LB Al Wilson) while Pryce and Wilson repeated in 2002.

In 2000 with Washington, Rhodes improved the Redskins' defensive ranking to fourth in the NFL after inheriting a unit that ranked 30th the previous year. His defense allowed the fewest first downs (254), total net yards (4,474), and points (269) by a Redskins team since 1992 and produced more sacks than any Washington club since 1991. In addition, two of his standouts—DE Marco Coleman and CB Champ Bailey—made the Pro Bowl.

Rhodes was head coach in Green Bay for the 1999 season when he led the Packers to an 8-8 record in his only season at the helm.

Before Green Bay, Rhodes spent four seasons as head coach of the Philadelphia Eagles earning NFL Coach of the Year honors in his initial season, 1995. He guided the Eagles to the playoffs with a 10-6 record that season and advanced to the NFC Divisional Playoff round. It was the first of two consecutive postseason trips for Rhodes' Philadelphia club, making him the only head coach in the Eagles' 67-year history to qualify for the playoffs in each of his first two seasons. His overall record as a head coach is 37-42-1 (.469).

Before joining Philadelphia in 1995 and his short tenure in Green Bay from 1992-93, Rhodes was defensive coordinator for San Francisco's 1994 World Championship team. His arrival saw a defensive improvement from ranking 15th in 1993 to eighth in 1994. He orchestrated a stellar defense filled with new faces. In fact, of that unit's 11 starters, six were new to the team in 1994. That reshaped unit went on to log 35 takeaways and five defensive touchdowns. His squad shut down the San Diego Chargers in Super Bowl XXIX. The unit was led by four Pro Bowlers: S Merton Hanks, S Tim McDonald, CB Deion Sanders, and DT Dana Stubblefield.

Rhodes began his coaching career in 1981 with the 49ers, spending two seasons as assistant secondary coach before being promoted to defensive backs coach for the 1983-91 seasons. He went on to become one of only four men to serve on the coaching staff of all five of the 49ers' Super Bowl winning teams (George Seifert, Bob McKittrick and Bill McPherson). In Rhodes 12 seasons as a 49ers assistant, the team earned postseason berths 10 times and advanced to the NFC Championship Game on seven occasions.

In 1981, his first season as an assistant, Rhodes helped the 49ers win Super Bowl XVI with three rookies starting in the defensive backfield—CB Ronnie Lott, CB Eric Wright and S Carlton Williamson. As the 49ers' secondary coach through 1991, he also saw those same

three players, plus S Dwight Hicks, reach the Pro Bowl, among the 16 total Pro Bowl invitations earned by his defensive backfield pupils.

Born October 20, 1950, in Mexia, Texas, Raymond Earl Rhodes graduated from Mexia High School where he earned all-state honors in football as a running back and defensive back. He also lettered in track and field and helped the school reach the state basketball finals.

As a collegian, Rhodes spent two years as a running back at Texas Christian University (1969-70) before transferring to the University of Tulsa (1972-73).

Selected by the New York Giants in the 10th round of the 1974 NFL Draft, he played wide receiver in his first three NFL seasons, including 1975 when he led all NFC receivers with a 20.7 yards-per-catch average. Two years later, however, Rhodes was switched to defensive back by the Giants and won a starting job at cornerback. In 1979, he was sent to San Francisco as part of a four-player trade that also saw Tony Dungy (presently the head coach of the Indianapolis Colts) sent from the 49ers to the Giants.

Rhodes and his wife, Carmen, have four daughters: Detra, Candra, Tynesha and Raven.

RHODES' COACHING CAREER

| | | | |
|---------|---|---------|---|
| 1981-82 | San Francisco 49ers <i>Assistant Secondary</i> | 1999 | Green Bay Packers <i>Head Coach</i> |
| 1983-91 | San Francisco 49ers <i>Defensive Backs</i> | 2000 | Washington Redskins <i>Defensive Coordinator</i> |
| 1992-93 | Green Bay Packers <i>Defensive Coordinator</i> | 2001-02 | Denver Broncos <i>Defensive Coordinator</i> |
| 1994 | San Francisco 49ers <i>Defensive Coordinator</i> | 2003-05 | Seattle Seahawks <i>Defensive Coordinator</i> |
| 1995-98 | Philadelphia Eagles <i>Head Coach</i> | 2006- | Seattle Seahawks <i>Special Projects/Defense</i> |



ZERICK ROLLINS

Linebackers

Seahawks Experience: 7th Year
NFL Experience: 7th Year

Zerick Rollins begins his seventh season with the Seahawks and second in the role of coaching linebackers, serving the previous four years as defensive line/quality control coach and the 2001 season as defensive assistant. Last season his linebacking trio were three of the top four tacklers on the team, while Julian Peterson turned in a Pro Bowl season with a career-high 10.0 sacks, Lofa Tatupu making his second Pro Bowl appearance in as many years and Leroy Hill setting a career-high with 92 tackles (70 solo).

Rollins served as interim linebackers coach in 2005 when John Marshall took over coordinating duties in place of Ray Rhodes. In his role, he guided rookie Tatupu's development as he became the first rookie to lead the team in tackles (105, 86 solo) since 1977 and Tatupu was also named to the Pro Bowl. Rollins tutelage also developed Hill into another rookie standout as his 7.5 sacks set the club record for sacks by a rookie and ranked third among all NFL rookies.

Rollins began his coaching career serving

as a graduate assistant from 1998-00 at his alma mater, Texas A&M, assisting the defensive line for the first two years and safeties in his final season.

Was a two-year starter at defensive end for the Aggies, where he helped lead A&M to its first Big 12 South Division crown in 1997. During that season, Rollins received the Academic Achievement Award, given to the student-athlete who "excelled in both academics and sports," as well as a Hitachi Post Graduate Scholarship for his studies.

He graduated with a degree in Economics and earned his Master's Degree in Educational Administration. Born June 20, 1975 in Houston, Texas, he attended the same high school (Kashmere High) as former Seahawks

player, Jacob Green. Rollins and his wife, Chandra, have two daughters, Zeria and Zenae, and one son, Zachary.

ROLLINS' COACHING CAREER

| | |
|---------|--|
| 1998-00 | Texas A&M <i>Graduate Assistant</i> |
| 2001 | Seattle Seahawks <i>Defensive Assistant</i> |
| 2002-05 | Seattle Seahawks <i>Def. Line/Quality Control</i> |
| 2006- | Seattle Seahawks <i>Linebackers</i> |



Named to his current position on February 16, 2001, Jim Zorn returned to where his playing career, and professional coaching career, started.

Zorn has proven his fundamental guidance with the development of Pro Bowler Matt Hasselbeck who set a franchise record with 3,841 passing yards in 2003. Hasselbeck has become the franchise's most-efficient passer (85.1 rating) while joining Zorn as the only franchise quarterback to pass for 3,000-plus yards in three consecutive seasons.

Last season saw Hasselbeck start only 12 games after suffering a knee injury in the middle of the season and finish the slate with a fractured finger on his left hand. In the interim, Zorn helped the development of Seneca Wallace, who completed 58% of his passes, throw for eight touchdowns, post a 76.2 passer rating and a 2-2 record in the most extensive playing time of his four-year career.

In 2005, Zorn aided Hasselbeck to his second Pro Bowl appearance and the NFC's top-rated passer (4th NFL) with a 98.2 rating en route to Super Bowl XL. Hasselbeck directed

the NFL's second-ranked offense to a franchise-record 11 consecutive wins and in his four December games he posted the fourth-best passer rating in NFL history (135.5), including 10 touchdowns to one interception and completing 76% of his passes.

Zorn oversaw a 2002 campaign that saw Trent Dilfer open the season as the starter and finish with Hasselbeck under center. Seattle's passing attack ranked third in the NFL averaging 254.9-yards a game. Hasselbeck finished the season ranked first in the NFC with a 63.7 completion percentage and second in the NFC with a 87.8 passer rating. Hasselbeck passed for more than 300 yards four times, including a franchise-record 449 in the season finale at San Diego. Hasselbeck joined Zorn as the only Seahawks quarterbacks to pass for at least 300 yards in back to back games. Zorn accomplished the feat in 1979 and 1981.

Zorn's 2001 quarterback crop included head coach Mike Holmgren's hand-picked starter Hasselbeck, Super Bowl XXXV quarterback Dilfer and 2000 part-time starter Brock Huard. Zorn groomed Hasselbeck and helped

the first-year starter to become the AFC's fifth-rated passer on third-down with a rating of 80.6.

Zorn joined the Seahawks as quarterbacks coach after serving in the same capacity with the Detroit Lions (1998-00) where he was instrumental in the development of rookie quarterback Charlie Batch in 1998. Batch's 88.3 passer rating that season ranks as the fourth-highest rookie mark in NFL history.

Zorn broke into the league as an offensive assistant for the Seahawks in 1997.

Zorn spent eight seasons in the collegiate ranks before his pro debut. He spent two seasons (1995-96) as quarterbacks coach at the University of Minnesota after coordinating Utah State's offense from 1992-94. His first collegiate coaching job was as an offensive assistant/quarterbacks coach at Boise State from 1989-91.

His playing career began in Seattle's inaugural 1976 season, starting all 14 games at quarterback. He went on to play nine seasons for the Seahawks before finishing with the team in 1984. After departing Seattle, he finished his playing career with the Green Bay Packers (1985), the Canadian Football League's Winnipeg Blue Bombers (1986) and the Tampa Bay Buccaneers (1987).

Zorn is one of only eight players inducted to the Seahawks' Ring of Honor. He was

named NFC Offensive Rookie of the Year (1976) and ranks second in the Seahawks' record book behind Dave Krieg in yards (20,122), completions (1,593), attempts (2,992), and touchdowns (107). His three consecutive 3,000-yard seasons were tops in team history, since broken by Hasselbeck in 2005, and he was the first Seattle quarterback to record back-to-back 300-plus yard games—a feat he accomplished twice.

Zorn, and his wife, Joy, have four children, Rachael, Sarah, Danielle and Isaac.

ZORN'S COACHING CAREER

| | |
|---------|--|
| 1988-91 | Boise State <i>Offensive Assistant/Quarterbacks</i> |
| 1992-94 | Utah State <i>Offensive Coordinator</i> |
| 1995-96 | University of Minnesota <i>Quarterbacks</i> |
| 1997 | Seattle Seahawks <i>Offensive Assistant</i> |
| 1998-00 | Detroit Lions <i>Quarterbacks</i> |
| 2001- | Seattle Seahawks <i>Quarterbacks</i> |



2007 ALPHA ROSTER

| No. | Name | Pos. | Ht. | Wt. | Birthdate | Exp. | College | Hometown | How Acq. |
|-----|-------------------|------|------|-----|------------|------|------------------------|----------------------|---------------|
| 37 | Alexander, Shaun | RB | 5-11 | 228 | 8/30/1977 | 8 | Alabama | Florence, Ky. | D1(a)-'00 |
| 68 | Ashworth, Tom | T | 6-6 | 306 | 10/10/1977 | 7 | Colorado | Centennial, Colo. | UFA(NE)-'06 |
| 96 | Atkins, Baraka | DE | 6-4 | 268 | 9/28/1984 | R | Miami | Sarasota, Fla. | D4(a)-'07 |
| 27 | Babineaux, Jordan | SS | 6-0 | 206 | 8/31/1982 | 4 | Southern Arkansas | Port Arthur, Texas | FA-'04 |
| 57 | Bentley, Kevin | LB | 6-0 | 238 | 12/29/1979 | 6 | Northwestern | Montclair, Calif. | UFA(Clev)-'05 |
| 99 | Bernard, Rocky | DT | 6-3 | 308 | 4/19/1979 | 6 | Texas A&M | Baytown, Texas | D5(a)-'02 |
| 28 | Boulware, Michael | SS | 6-3 | 220 | 9/17/1981 | 4 | Florida State | Columbia, S.C. | D2-'04 |
| 83 | Branch, Deion | WR | 5-9 | 192 | 7/18/1979 | 6 | Louisville | Albany, Ga. | T(NE)-'06 |
| 3 | Brown, Josh | K | 6-0 | 212 | 4/29/1979 | 5 | Nebraska | Foyil, Okla. | D7(a)-'03 |
| 81 | Burleson, Nate | WR | 6-0 | 198 | 8/19/1981 | 5 | Nevada | Seattle, Wash. | RA(Min)-'06 |
| 58 | Cooper, Marquis | LB | 6-3 | 220 | 3/11/1982 | 4 | Washington | Mesa, Ariz. | FA-'06 |
| 91 | Darby, Chuck | DT | 6-0 | 297 | 10/22/1975 | 7 | South Carolina St. | North, S.C. | UFA(TB)-'05 |
| 31 | Davis, Dennis | CB | 6-0 | 185 | 11/24/1982 | 1 | Georgia Tech | Sicklerville, N.J. | FA-'07 |
| 95 | Davis, Russell | DT | 6-4 | 315 | 3/28/1975 | 9 | North Carolina | Fayetteville, N.C. | UFA(Ari)-'06 |
| 5 | Devine, Derek | QB | 6-3 | 222 | 7/19/1984 | R | Marshall | Wilsonville, Ore. | FA-'07 |
| 46 | Engram, Bobby | WR | 5-10 | 192 | 17/1973 | 12 | Penn State | Camden, S.C. | UFA(Chi)-'01 |
| 17 | Fernandez, Joe | WR | 5-10 | 182 | 10/25/1984 | R | Fresno State | Morgan Hill, Calif. | FA-'07 |
| 94 | Fisher, Bryce | DE | 6-3 | 265 | 5/12/1977 | 7 | Air Force Academy | Renton, Wash. | UFA(STL)-'05 |
| 33 | Gardner, Rich | CB | 5-10 | 194 | 2/1/1981 | 4 | Penn State | Chicago, Ill. | FA-'06 |
| 6 | Ghee, Patrick | FS | 6-1 | 210 | 5/5/1984 | R | Wake Forest | Kingsport, Tenn. | FA-'07 |
| 24 | Grant, Deon | FS | 6-2 | 215 | 3/14/1979 | 8 | Tennessee | Augusta, Ga. | UFA(Jac)-'07 |
| 62 | Gray, Chris | G | 6-4 | 305 | 6/19/1970 | 15 | Auburn | Birmingham, Ala. | UFA(Chi)-'98 |
| 70 | Green, Brandon | DE | 6-3 | 265 | 9/5/1980 | 5 | Rice | Vanderbilt, Texas | FA-'07 |
| 98 | Green, Marcus | DT | 6-1 | 305 | 9/27/1983 | 2 | Ohio State | Louisville, Ky. | PS(NYG)-'06 |
| 42 | Green, Mike | SS | 6-0 | 200 | 12/6/1976 | 8 | Northwestern St. (La.) | Ruston, La. | T(Chi)-'06 |
| 11 | Greene, David | QB | 6-3 | 225 | 6/22/1982 | 3 | Georgia | Snellville, Ga. | D3(a)-'05 |
| 18 | Hackett, D.J. | WR | 6-2 | 208 | 7/3/1981 | 3 | Colorado | Ontario, Calif. | D5-'04 |
| 8 | Hasselbeck, Matt | QB | 6-4 | 225 | 9/25/1975 | 9 | Boston College | Westwood, Mass. | T(GB)-'01 |
| 85 | Heller, Will | TE | 6-6 | 270 | 2/28/1981 | 5 | Georgia Tech | Dunwoody, Ga. | UFA(TB)-'06 |
| 54 | Herring, Will | LB | 6-3 | 235 | 8/28/1983 | R | Auburn | Opelika, Ala. | D5-'07 |
| 56 | Hill, Leroy | LB | 6-1 | 238 | 9/14/1982 | 3 | Clemson | Haddock, Ga. | D3(b)-'05 |
| 32 | Hobbs, Kevin | CB | 6-0 | 188 | 4/30/1983 | 1 | Auburn | Tampa, Fla. | FA-'07 |
| 29 | Hunter, Pete | CB | 6-2 | 212 | 5/25/1980 | 6 | Virginia Union | Atlantic City, N.J. | FA-'06 |
| 41 | James, Kenny | RB | 5-10 | 224 | 4/14/1984 | R | Washington | Dos Palos, Calif. | FA-'07 |
| 21 | Jennings, Kelly | CB | 5-11 | 180 | 11/30/1982 | 2 | Miami | Live Oak, Fla. | D1-'06 |
| 44 | Jensen, Cameron | LB | 6-1 | 240 | 6/29/1982 | R | BYU | Bountiful, Utah | FA-'07 |
| 16 | Jones, Chris | WR | 6-3 | 205 | 7/17/1982 | 1 | Jackson State | Macon, Miss. | FA-'07 |
| 61 | Jones, Nick | C | 6-3 | 305 | 7/5/1985 | R | Georgia | Bowdon, Ga. | FA-'07 |
| 71 | Jones, Walter | T | 6-5 | 325 | 1/19/1974 | 11 | Florida State | Aliceville, Ala. | D1(b)-'97 |
| 4 | Jones, Tyler | K | 6-1 | 195 | 2/25/1980 | 1 | Boise State | Boise, Idaho | FA-'07 |
| 47 | Joppru, Ben | TE | 6-4 | 255 | 1/5/1980 | 5 | Michigan | Wayzata, Minn. | PS(Chi)-'06 |
| 82 | Kent, Jordan | WR | 6-4 | 219 | 7/24/1984 | R | Oregon | Eugene, Ore. | D6(b)-'06 |
| 97 | Kerney, Patrick | DE | 6-5 | 272 | 12/30/1976 | 9 | Virginia | Newtown, Pa. | UFA(Atl)-'07 |
| 64 | King, Austin | C | 6-3 | 295 | 4/11/1981 | 5 | Northwestern | Cincinnati, Ohio | FA-'07 |
| 34 | Kirtman, David | FB | 6-0 | 238 | 2/12/1983 | 2 | USC | Mercer Island, Wash. | D5-'06 |
| 53 | Koutouvides, Niko | LB | 6-2 | 238 | 3/25/1981 | 4 | Purdue | Plainville, Conn. | D4-'04 |
| 50 | Laury, Lance | LB | 6-2 | 237 | 1/17/1982 | 2 | South Carolina | Hopkins, S.C. | FA-'06 |
| 75 | Locklear, Sean | T | 6-4 | 308 | 5/29/1981 | 4 | North Carolina State | Lumberton, N.C. | D3-'04 |
| 7 | Lulay, Travis | QB | 6-2 | 216 | 9/27/1983 | 1 | Montana State | Aumsville, Ore. | FA-'07 |
| 73 | McGruder, Lynn | DT | 6-1 | 307 | 2/15/1982 | 1 | Oklahoma | Las Vegas, Nev. | FA-'07 |
| 92 | Mebane, Brandon | DT | 6-1 | 314 | 1/15/1985 | R | California | Los Angeles, Calif. | FA-'07 |
| 20 | Morris, Maurice | RB | 5-11 | 216 | 12/1/1979 | 6 | Oregon | Chester, S.C. | D2(a)-'02 |
| 63 | Murphy, Jason | G | 6-2 | 304 | 8/7/1982 | 1 | Virginia Tech | Baltimore, Md. | FA-'06 |
| 46 | Newton, Joe | TE | 6-7 | 258 | 10/15/1983 | R | Oregon State | Roseburg, Ore. | D2(a)-'06 |
| 87 | Obomamu, Ben | WR | 6-0 | 206 | 10/30/1983 | 2 | Auburn | Selma, Ala. | D7(b)-'06 |
| 49 | Parry, Josh | FB | 6-2 | 250 | 4/5/1978 | 4 | San Jose State | Sonora, Calif. | T(Phil)-'06 |
| 19 | Payne, Logan | WR | 6-2 | 205 | 1/21/1985 | R | Minnesota | Lutz, Fla. | FA-'07 |
| 59 | Peterson, Julian | LB | 6-3 | 240 | 7/28/1978 | 8 | Michigan State | Washington, D.C. | UFA(SF)-'06 |
| 1 | Plackemeier, Ryan | P | 6-3 | 247 | 3/5/1984 | 2 | Wake Forest | Bonsall, Calif. | D7(a)-'06 |
| 88 | Pollard, Marcus | TE | 6-3 | 255 | 28/1972 | 13 | Bradley | Valley, Ala. | UFA(Det)-'07 |
| 48 | Rackley, Derek | LS | 6-4 | 250 | 7/18/1977 | 8 | Minnesota | Apple Valley, Minn. | FA-'06 |
| 52 | Robinson, Tony | LB | 6-1 | 235 | 9/4/1983 | 1 | Carson-Newman | Winston-Salem, N.C. | FA-'07 |
| 35 | Ross, Gerard | CB | 6-1 | 205 | 12/27/1982 | 2 | Florida State | Jacksonville, Fla. | FA-'06 |
| 60 | Ross, Pat | C | 6-3 | 300 | 3/16/1983 | 2 | Boston College | Reading, Ohio | FA-'06 |
| 36 | Rubin, Joe | RB | 5-11 | 224 | 11/23/1982 | 1 | Portland State | Tacoma, Wash. | FA-'07 |
| 40 | Rucker, Marcus | LB | 6-0 | 235 | 4/20/1985 | R | Rice | Magnolia, Ark. | FA-'07 |
| 25 | Russell, Brian | SS | 6-2 | 210 | 2/5/1978 | 6 | San Diego State | West Covina, Calif. | UFA(Clev)-'07 |
| 67 | Sims, Rob | G | 6-3 | 312 | 12/6/1983 | 2 | Ohio State | Macedonia, Ohio | D4-'06 |
| 65 | Spencer, Chris | C | 6-3 | 312 | 3/28/1982 | 3 | Mississippi | Madison, Miss. | D1-'05 |
| 89 | Stephens, Leonard | TE | 6-3 | 252 | 7/9/1978 | 3 | Howard | Brooklyn, N.Y. | FA-'06 |
| 9 | Stringer, Kyle | P | 5-8 | 198 | 5/10/1985 | R | Boise State | Humble, Texas | FA-'07 |
| 38 | Strong, Mack | FB | 6-0 | 253 | 9/11/1971 | 14 | Georgia | Columbus, Ga. | FA-'93 |
| 72 | Tafisi, Nu'u | DE | 6-2 | 268 | 6/30/1981 | R | California | Salt Lake City, Utah | FA-'07 |
| 55 | Tapp, Darryl | DE | 6-1 | 270 | 9/13/1984 | 2 | Virginia Tech | Chesapeake, Va. | D2-'06 |
| 51 | Tatupu, Lofa | LB | 6-0 | 242 | 11/15/1982 | 3 | USC | Wretham, Mass. | D2-'05 |
| 86 | Taylor, Courtney | WR | 6-1 | 205 | 4/7/1984 | R | Auburn | Carrollton, Ala. | D6(a)-'07 |
| 78 | Taylor, Eric | DT | 6-2 | 309 | 12/14/1981 | 2 | Memphis | Winchester, Tenn. | FA-'06 |
| 93 | Terrill, Craig | DT | 6-2 | 295 | 6/27/1980 | 4 | Purdue | Lebanon, Ind. | D6-'04 |
| 23 | Trufant, Marcus | CB | 5-11 | 197 | 12/25/1980 | 5 | Washington State | Tacoma, Wash. | D1-'03 |
| 90 | Tubbs, Marcus | DT | 6-3 | 318 | 5/16/1981 | 4 | Texas | DeSoto, Texas | D1-'04 |
| 69 | Vallos, Steve | G | 6-3 | 312 | 12/28/1983 | R | Wake Forest | Boardman, Ohio | D7-'07 |
| 39 | Wallace, C.J. | SS | 6-0 | 218 | 4/17/1985 | R | Washington | Sacramento, Calif. | FA-'07 |
| 15 | Wallace, Seneca | QB | 5-11 | 205 | 8/6/1980 | 5 | Iowa State | Sacramento, Calif. | D4(a)-'03 |
| 43 | Weaver, Leonard | FB | 6-0 | 242 | 9/23/1982 | 3 | Carson-Newman | McBourne, Fla. | FA-'05 |
| 30 | Weeks, Marquis | RB | 5-10 | 220 | 10/2/1980 | 2 | Virginia | Norristown, Pa. | FA-'05 |
| 79 | Williams, Kyle | T | 6-6 | 305 | 3/19/84 | R | USC | Dallas, Texas | FA-'07 |
| 74 | Willis, Ray | T | 6-6 | 315 | 8/13/1982 | 3 | Florida State | Angleton, Texas | D4-'05 |
| 26 | Wilson, Josh | CB | 5-9 | 192 | 3/11/1985 | R | Maryland | Upper Marlboro, Md. | D2-'07 |
| 77 | Womack, Floyd | G | 6-4 | 328 | 11/15/1978 | 7 | Mississippi State | Cleveland, Miss. | D4(c)-'01 |
| 66 | Wrotto, Mansfield | G | 6-3 | 320 | 10/12/1984 | R | Georgia Tech | Snellville, Ga. | D4(b)-'07 |


2007 NUMERICAL ROSTER

| No. | Name | Pos. | Ht. | Wt. | Birthdate | Exp. | College | Hometown | How Acq. |
|-----|------------------|------|------|-----|------------|------|------------------------|----------------------|---------------|
| 1 | Ryan Plackemeier | P | 6-3 | 247 | 3/5/1984 | 2 | Wake Forest | Bonsall, Calif. | D7(a)-'06 |
| 3 | Josh Brown | K | 6-0 | 212 | 4/29/1979 | 5 | Nebraska | Foyil, Okla. | D7(a)-'03 |
| 4 | Tyler Jones | K | 6-1 | 195 | 2/25/1980 | 1 | Boise State | Boise, Idaho | FA-'07 |
| 5 | Derek Devine | QB | 6-3 | 222 | 7/19/1984 | R | Marshall | Wilsonville, Ore. | FA-'07 |
| 6 | Patrick Ghee | FS | 6-1 | 210 | 5/5/1984 | R | Wake Forest | Kingsport, Tenn. | FA-'07 |
| 7 | Travis Lulay | QB | 6-2 | 216 | 9/27/1983 | 1 | Montana State | Aumsville, Ore. | FA-'07 |
| 8 | Matt Hasselbeck | QB | 6-4 | 225 | 9/25/1975 | 9 | Boston College | Westwood, Mass. | T(GB)-'01 |
| 9 | Kyle Stringer | P | 5-8 | 198 | 5/10/1985 | R | Boise State | Humble, Texas | FA-'07 |
| 11 | David Greene | QB | 6-3 | 225 | 6/22/1982 | 3 | Georgia | Snellville, Ga. | D3(a)-'05 |
| 15 | Seneca Wallace | QB | 5-11 | 205 | 8/6/1980 | 5 | Iowa State | Sacramento, Calif. | D4(a)-'03 |
| 16 | Chris Jones | WR | 6-3 | 205 | 7/17/1982 | 1 | Jackson State | Macon, Miss. | FA-'07 |
| 17 | Joe Fernandez | WR | 5-10 | 182 | 10/25/1984 | R | Fresno State | Morgan Hill, Calif. | FA-'07 |
| 18 | D.J. Hackett | WR | 6-2 | 208 | 7/3/1981 | 3 | Colorado | Ontario, Calif. | D5-'04 |
| 19 | Logan Payne | WR | 6-2 | 205 | 1/21/1985 | R | Minnesota | Lutz, Fla. | FA-'07 |
| 20 | Maurice Morris | RB | 5-11 | 216 | 12/1/1979 | 6 | Oregon | Chester, S.C. | D2(a)-'02 |
| 21 | Kelly Jennings | CB | 5-11 | 180 | 11/30/1982 | 2 | Miami | Live Oak, Fla. | D1-'06 |
| 23 | Marcus Trufant | CB | 5-11 | 197 | 12/25/1980 | 5 | Washington State | Tacoma, Wash. | D1-'03 |
| 24 | Deon Grant | FS | 6-2 | 215 | 3/14/1979 | 8 | Tennessee | Augusta, Ga. | UFA(Jac)-'07 |
| 25 | Brian Russell | SS | 6-2 | 210 | 2/5/1978 | 6 | San Diego State | West Covina, Calif. | UFA(Clev)-'07 |
| 26 | Josh Wilson | CB | 5-9 | 192 | 3/11/1985 | R | Maryland | Upper Marlboro, Md. | D2-'07 |
| 27 | Jordan Baineaux | SS | 6-0 | 206 | 8/31/1982 | 4 | Southern Arkansas | Port Arthur, Texas | FA-'04 |
| 28 | Michael Boulware | SS | 6-3 | 220 | 9/17/1981 | 4 | Florida State | Columbia, S.C. | D2-'04 |
| 29 | Pete Hunter | CB | 6-2 | 212 | 5/25/1980 | 6 | Virginia Union | Atlantic City, N.J. | FA-'06 |
| 30 | Marquis Weeks | RB | 5-10 | 220 | 10/2/1980 | 2 | Virginia | Norristown, Pa. | FA-'05 |
| 31 | Dennis Davis | CB | 6-0 | 185 | 11/24/1982 | 1 | Georgia Tech | Sicklerville, N.J. | FA-'07 |
| 32 | Kevin Hobbs | CB | 6-0 | 188 | 4/30/1983 | 1 | Auburn | Tampa, Fla. | FA-'07 |
| 33 | Rich Gardner | CB | 5-10 | 194 | 2/1/1981 | 4 | Penn State | Chicago, Ill. | FA-'06 |
| 34 | David Kirtman | FB | 6-0 | 238 | 2/12/1983 | 2 | USC | Mercer Island, Wash. | D5-'06 |
| 35 | Gerard Ross | CB | 6-1 | 205 | 12/27/1982 | 2 | Florida State | Jacksonville, Fla. | FA-'06 |
| 36 | Joe Rubin | RB | 5-11 | 224 | 11/23/1982 | 1 | Portland State | Tacoma, Wash. | D1-'07 |
| 37 | Shaun Alexander | RB | 5-11 | 228 | 8/30/1977 | 8 | Alabama | Florence, Ky. | FA-'04 |
| 38 | Mack Strong | FB | 6-0 | 253 | 9/11/1971 | 14 | Georgia | Columbus, Ga. | FA-'93 |
| 39 | C.J. Wallace | SS | 6-0 | 218 | 4/17/1985 | R | Washington | Sacramento, Calif. | FA-'07 |
| 40 | Marcus Rucker | LB | 6-0 | 235 | 4/20/1985 | R | Rice | Magnolia, Ark. | FA-'07 |
| 41 | Kenny James | RB | 5-10 | 224 | 4/14/1984 | R | Washington | Dos Palos, Calif. | FA-'07 |
| 42 | Mike Green | SS | 6-0 | 200 | 12/6/1976 | 8 | Northwestern St. (La.) | Ruston, La. | T(Chi)-'06 |
| 43 | Leonard Weaver | FB | 6-0 | 242 | 9/23/1982 | 3 | Carson-Newman | Melbourne, Fla. | FA-'05 |
| 44 | Cameron Jensen | LB | 6-1 | 240 | 6/29/1982 | R | BYU | Bountiful, Utah | FA-'07 |
| 46 | Joe Newton | TE | 6-7 | 258 | 10/15/1983 | R | Oregon State | Roseburg, Ore. | FA-'07 |
| 47 | Ben Joppru | TE | 6-4 | 255 | 1/5/1980 | 5 | Michigan | Wayzata, Minn. | PS(Chi)-'06 |
| 48 | Derek Rackley | LS | 6-4 | 250 | 7/18/1977 | 8 | Minnesota | Apple Valley, Minn. | FA-'06 |
| 49 | Josh Parry | FB | 6-2 | 250 | 4/5/1978 | 4 | San Jose State | Sonora, Calif. | T(Phi)-'06 |
| 50 | Lance Laury | LB | 6-2 | 237 | 1/17/1982 | 2 | South Carolina | Hopkins, S.C. | D2-'05 |
| 51 | Lota Fatupu | LB | 6-0 | 242 | 11/15/1982 | 3 | USC | Wretham, Mass. | D2-'05 |
| 52 | Tony Robinson | LB | 6-1 | 235 | 9/4/1983 | 1 | Carson-Newman | Winston-Salem, N.C. | FA-'07 |
| 53 | Niko Koutouvides | LB | 6-2 | 238 | 3/25/1981 | 4 | Purdue | Plainville, Conn. | D4-'04 |
| 54 | Will Herring | LB | 6-3 | 235 | 8/28/1983 | R | Auburn | Opelika, Ala. | D5-'07 |
| 55 | Darryl Tapp | DE | 6-1 | 270 | 9/13/1984 | 2 | Virginia Tech | Chesapeake, Va. | D2-'06 |
| 56 | Leroy Hill | LB | 6-1 | 238 | 9/14/1982 | 3 | Clemson | Haddock, Ga. | D3(b)-'05 |
| 57 | Kevin Bentley | LB | 6-0 | 238 | 12/29/1979 | 6 | Northwestern | Montclair, Calif. | UFA(Clev)-'05 |
| 58 | Marquis Cooper | DE | 6-3 | 220 | 3/1/1982 | 4 | Washington | Mesa, Ariz. | FA-'06 |
| 59 | Julian Peterson | LB | 6-3 | 243 | 6/28/1978 | 8 | Michigan State | Washington, D.C. | UFA(SF)-'06 |
| 60 | Pat Ross | C | 6-3 | 300 | 3/16/1983 | 2 | Boston College | Reading, Ohio | FA-'06 |
| 61 | Nick Jones | C | 6-3 | 305 | 7/5/1985 | R | Georgia | Bowdon, Ga. | FA-'07 |
| 62 | Chris Gray | G | 6-4 | 305 | 6/19/1970 | 15 | Auburn | Birmingham, Ala. | UFA(Chi)-'98 |
| 63 | Jason Murphy | G | 6-2 | 304 | 8/7/1982 | 1 | Virginia Tech | Baltimore, Md. | FA-'06 |
| 64 | Austin King | C | 6-3 | 295 | 4/11/1981 | 5 | Northwestern | Cincinnati, Ohio | FA-'07 |
| 65 | Chris Spencer | C | 6-3 | 312 | 3/28/1982 | 3 | Mississippi | Madison, Miss. | D1-'05 |
| 66 | Mansfield Wrotto | G | 6-3 | 320 | 10/12/1984 | R | Georgia Tech | Snellville, Ga. | D4(b)-'07 |
| 67 | Rob Sims | G | 6-3 | 312 | 12/6/1983 | 2 | Ohio State | Macedonia, Ohio | D4-'06 |
| 68 | Tom Ashworth | T | 6-6 | 306 | 10/10/1977 | 7 | Colorado | Centennial, Colo. | UFA(NE)-'06 |
| 69 | Steve Vallos | G | 6-3 | 312 | 12/28/1983 | R | Wake Forest | Boardman, Ohio | D7-'07 |
| 70 | Brandon Green | DE | 6-3 | 265 | 9/5/1980 | 5 | Rice | Vanderbilt, Texas | FA-'07 |
| 71 | Walter Jones | T | 6-5 | 325 | 1/19/1974 | 11 | Florida State | Aliceville, Ala. | D1(b)-'97 |
| 72 | Nu'u Tafisi | DE | 6-2 | 268 | 6/30/1981 | R | California | Salt Lake City, Utah | FA-'07 |
| 73 | Lynn McGruder | DT | 6-1 | 307 | 2/13/1982 | 1 | Oklahoma | Las Vegas, Nev. | FA-'07 |
| 74 | Ray Willis | T | 6-6 | 315 | 8/13/1982 | 3 | Florida State | Angleton, Texas | D4-'05 |
| 75 | Sean Looklear | T | 6-4 | 308 | 5/29/1981 | 4 | North Carolina State | Lumberton, N.C. | D3-'04 |
| 77 | Floyd Womack | G | 6-4 | 328 | 11/15/1978 | 7 | Mississippi State | Cleveland, Miss. | D4(c)-'01 |
| 78 | Eric Taylor | DT | 6-2 | 309 | 12/14/1981 | 2 | Memphis | Winchester, Tenn. | FA-'07 |
| 79 | Kyle Williams | T | 6-6 | 305 | 3/19/84 | R | USC | Dallas, Texas | FA-'07 |
| 81 | Nate Burleson | WR | 6-0 | 198 | 8/19/1981 | 5 | Nevada | Seattle, Wash. | RFA(Min)-'06 |
| 82 | Jordan Kent | WR | 6-4 | 219 | 7/24/1984 | R | Oregon | Eugene, Ore. | D6(b)-'07 |
| 83 | Deion Branch | WR | 5-9 | 192 | 7/18/1979 | 6 | Louisville | Albany, Ga. | T(NE)-'06 |
| 84 | Bobby Engram | WR | 5-10 | 192 | 1/7/1973 | 12 | Penn State | Camden, S.C. | UFA(Chi)-'01 |
| 85 | Will Heller | TE | 6-6 | 270 | 2/28/1981 | 5 | Georgia Tech | Dunwoody, Ga. | UFA(TB)-'06 |
| 86 | Courtney Taylor | WR | 6-1 | 205 | 4/7/1984 | R | Auburn | Carrollton, Ala. | D6(a)-'07 |
| 87 | Ben Obomanu | WR | 6-0 | 206 | 10/30/1983 | 2 | Auburn | Selma, Ala. | D7(b)-'06 |
| 88 | Marcus Pollard | TE | 6-3 | 255 | 2/8/1972 | 13 | Bradley | Valley, Ala. | UFA(Det)-'07 |
| 89 | Leonard Stephens | TE | 6-3 | 252 | 7/9/1978 | 3 | Howard | Brooklyn, N.Y. | FA-'06 |
| 90 | Marcus Tubbs | DT | 6-3 | 318 | 5/16/1981 | 4 | Texas | DeSoto, Texas | D1-'04 |
| 91 | Chuck Darby | DT | 6-0 | 297 | 10/22/1975 | 7 | South Carolina St. | North, S.C. | UFA(TB)-'05 |
| 92 | Brandon Mebane | DT | 6-1 | 314 | 1/15/1985 | R | California | Los Angeles, Calif. | D3-'07 |
| 93 | Craig Terrill | DE | 6-2 | 295 | 6/27/1980 | 4 | Purdue | Lebanon, Ind. | D6-'04 |
| 94 | Bryce Fisher | DE | 6-3 | 285 | 5/12/1977 | 7 | Air Force Academy | Renton, Wash. | UFA(SLL)-'05 |
| 95 | Russell Davis | DT | 6-4 | 315 | 3/28/1975 | 9 | North Carolina | Dayetteville, N.C. | UFA(Arh)-'06 |
| 96 | Baraka Atkins | DE | 6-4 | 268 | 9/28/1984 | R | Miami | Sarasota, Fla. | D4(a)-'07 |
| 97 | Patrick Kerney | DE | 6-5 | 272 | 12/30/1976 | 9 | Virginia | Newtown, Pa. | UFA(Ath)-'07 |
| 98 | Marcus Green | DT | 6-1 | 305 | 9/27/1983 | 2 | Ohio State | Louisville, Ky. | PS(NYG)-'06 |
| 99 | Rocky Bernard | DT | 6-3 | 308 | 4/19/1979 | 6 | Texas A&M | Baytown, Texas | D5(a)-'02 |

HOW BUILT

| Year | By Draft | Trade/Waivers/Prac. Sq. | Free Agents |
|-------------|---|--|--|
| 2007 | CB Josh Wilson (2) DT Brandon Mebane (3) DE Baraka Atkins (4a) G Mansfield Wrotto (4b) LB Will Herring (5) WR Courtney Taylor(6a) WR Jordan Kent (6b) G Steve Vallos (7) | | CB Dennis Davis QB Derek Devine WR Joe Fernandez S Patrick Ghee S Deon Grant DE Brandon Green CB Kevin Hobbs RB Kenny James LB Cameron Jensen WR Chris Jones C Nick Jones K Tyler Jones DE Patrick Kerney C Austin King QB Travis Lulay DT Lynn McGruder TE Joe Newton WR Logan Payne TE Marcus Pollard LB Tony Robinson RB Joe Rubin LB Marcus Rucker S Brian Russell P Kyle Stringer DE Nu'u Tafisi S C.J. Wallace T Kyle Williams |
| 2006 | CB Kelly Jennings (1) DE Darryl Tapp (2) G Rob Sims (4) FB David Kirtman (5) P Ryan Plackemeier (7a) WR Ben Obomanu (7b) | WR Deion Branch (T) DT Marcus Green (PS) S Mike Green (T) TE Ben Joppru (PS) FB Josh Parry (T) | G Tom Ashworth WR Nate Burleson LB Marquis Cooper DT Russell Davis CB Rich Gardner TE Will Heller CB Pete Hunter LB Lance Laury T Jason Murphy LB Julian Peterson LS Derek Rackley CB Gerard Ross C Pat Ross TE Leonard Stephens DT Eric Taylor |
| 2005 | C Chris Spencer (1) LB Lofa Tatupu (2) QB David Greene (3a) LB Leroy Hill (3b) T Ray Willis (4) | | LB Kevin Bentley DT Chuck Darby DE Bryce Fisher FB Leonard Weaver RB Marquis Weeks |
| 2004 | DT Marcus Tubbs (1) S Michael Boulware (2) T Sean Locklear (3) LB Niko Koutouvides (4) WR D.J. Hackett (5) DT Craig Terrill (6) | | CB Jordan Babineaux |
| 2003 | CB Marcus Trufant (1) QB Seneca Wallace (4a) K Josh Brown (7a) | | |
| 2002 | RB Maurice Morris (2a) DE Rocky Bernard (5a) | | |
| 2001 | T Floyd Womack (4c) | QB Matt Hasselbeck (T) | WR Bobby Engram |
| 2000 | RB Shaun Alexander (1a) | | |
| 1998 | | | G Chris Gray |
| 1997 | T Walter Jones (1b) | | |
| 1993 | | | FB Mack Strong |





SHAUN ALEXANDER

Running Back 5-11 228
 Alabama
 8th NFL Season
 8th Seahawks Season
 1st Round (19-A) 2000
 2006 Games/Starts: 10/10
 Career Games/Starts: 106/86
 August 30, 1977
 Florence, Kentucky

37

2006: Became Seattle's all-time touchdown leader passing Steve Largent's total of 101. Tied Largent's mark versus Arizona (9/17) and passed him the following week versus the N.Y. Giants (9/24) before ending the season with 107 career touchdowns. Despite starting just 10 games, nearly notched a sixth consecutive 1,000-yard season totaling 896 yards, seven touchdowns on 252 carries. Battled a broken foot which he suffered in the season opener at Detroit (9/10) which limited him the the next two weeks. Was forced to rest the next six weeks while the bone healed. Returned to limited action Week 11 at San Francisco (11/19) and had 37 yards on 17 carries. Returned to full strength the following week in a snow game versus Green Bay (11/27) at Qwest Field. Rushed for a season-high 201 yards on a club-record 40 carries. Yard total was fifth-highest in the NFL in 2006. Totaled 90 yards and a touchdown on 26 carries at Denver (12/3). Rushed for 140 yards and two touchdowns versus San Diego's (12/24) touted defense. Started both playoff games versus Dallas (1/6/07) and at Chicago (1/14/07). Against Chicago's fifth-ranked defense, posted 108 yards and two touchdowns in a nip-and-tuck overtime loss.

PRO: Only player in NFL history to record 15 or more touchdowns five consecutive seasons and is one of only two players (LaDainian Tomlinson) to record 10 or more rushing touchdowns in five consecutive seasons. Owns at least a share of 24 franchise career, season and single-game records. Owns club records for career touchdowns (107), rushing yards (8,713), attempts (1,969) and games with 100 or more yards rushing (35). The team is 29-6 when he rushes for 100 or more yards and is 23-2 when he rushes for two or more touchdowns in a game. Nine consecutive games of 100 or more yards versus the NFC West from 2004-05 is an NFL record for most consecutive 100-yard games versus a division. Drafted with the 19th pick in the first round of the 2000 NFL Draft, Alexander became the third running back to be taken in the first round by the Seahawks, following Curt Warner in 1983 and John L. Williams in 1986. Was also the 35th running back drafted by the Seahawks. **2000:** Saw

action in all 16 games and started one in a reserve role during his rookie season. Served as Seattle's short-yardage back on third and fourth downs. Finished the season second on the team, behind Ricky Watters, rushing 64 times for 313 yards. His 4.9-yard average ranked second among rookie running backs. Average also ranks second among all-time Seahawks rookies (at least 50 attempts) behind Rick Mirer. Mirer had a 5.0 average on 68 carries for 343 yards in 1993. Alexander earned his first career start in a split backfield with Watters at Kansas City (10/2) and turned in his finest performance of the season. He rushed for season highs with 11 carries and 74 yards, which included 55 yards on six carries on a touchdown drive just before halftime to give Seattle a 14-7 lead, a drive he capped with his first-career touchdown run from 7 yards out. In the second meeting versus the Chiefs (10/29), he only carried the ball four times, but rolled off 53 yards, which included a career-long 50-yard burst on a fourth-and-1. Rushed for his second touchdown of the season on a 4-yard run versus Oakland (12/16). **2001:** Despite only starting 12 games, rushed for 1,318 yards on 309 attempts, the fifth-highest rushing total in team history while becoming just the fourth back to eclipse the 1000-yard mark joining Warner, Chris Warren and Watters. Played in all 16 games, and earned the starting role after Watters injured his shoulder at Oakland (9/30), which snapped Watters' streak of 116 consecutive starts. Watters returned to the starting lineup versus Dallas (12/9), but suffered a broken

MOST TOTAL TDS THROUGH FIRST 106 GAMES

| | |
|------------------------|------------|
| Emmitt Smith | 115 |
| LaDainian Tomlinson* | 111 |
| Shaun Alexander | 107 |
| Jim Brown | 105 |

* Through 95 games

MOST TDS SINCE 2001

| | |
|----------------------------|-----|
| Tomlinson, L. (SD) | 111 |
| Alexander, S. (Sea) | 105 |
| Holes, P. (KC) | 83 |
| Harrison, M. (Ind) | 75 |
| Owens, T. (Dal) | 73 |

ankle and was placed on injured reserve and Alexander started the three remaining games. Rushing total was the third-highest in the AFC (6th NFL), while his 4.3 yards per rush ranked third in the AFC (4th NFL) among backs with at least 300 carries. Led the NFL with 14 rushing touchdowns, just one shy of Warren's 1995 team record. Led the AFC and was tied for second in the NFL in non-kicker scoring with 96 points (Marshall Faulk 128, Terrell Owens 96) on 16 total touchdowns (14 rushing, 2 receiving). Marked the first time that a Seahawks player led the AFC in non-kicker scoring and rushing touchdowns since 1978, when David Sims led the entire league with 90 points and 14 touchdowns. Sixteen combined touchdowns tied a team record established by Warren in 1995, and became the first Seahawks player to lead the conference in total touchdowns since Derrick Fenner scored 15 in 1990. Ranked third in the AFC (6th NFL) with 1,661 total yards from scrimmage, and ranked sixth in the AFC with 76 first downs. Finished second on the team with 44 receptions for 343 yards and two touchdowns. Earned second AFC Offensive Player of the Week award after one of the best games in NFL history versus the Oakland Raiders (11/11), rushing for a franchise-record 266 yards on 35 carries, second-most in team history, with three touchdowns. Performance was the fourth-high-

est total in NFL history and best since Corey Dillon set the league rushing standard in 2000 with 278 yards which broke Walter Payton's 23-year record of 275. O.J. Simpson recorded 273 in 1976. Three touchdowns were the most in one game since Warren rushed for three versus Denver on October 1, 1995. Had an 88-yard touchdown run which ranks as the longest offensive touchdown from scrimmage in team annals. First start of the season came versus Jacksonville (10/7) and rushed 31 times for 176 yards and two touchdowns while earning his first AFC Offensive Player of the Week award. Total was the sixth-highest on the team's rushing charts. Rushed for 142 yards the following week versus Denver (10/14) on 33 carries and had two touchdowns, including a 60-yard scor-

ALEXANDER'S NFL RECORD

| Club | G/S | Att | Rushing | | LG | TD | No | Receiving | | LG | TD |
|-------------------|---------------|--------------|--------------|------------|------------|-----------|------------|--------------|------------|------------|-----------|
| | | | Yds | Avg | | | | Yds | Avg | | |
| 2000 Seattle | 16/1 | 64 | 313 | 4.9 | 50 | 2 | 5 | 41 | 8.2 | 18 | 0 |
| 2001 Seattle | 16/12 | 309 | 1,318 | 4.3 | 88t | 14 | 44 | 343 | 7.8 | 28t | 2 |
| 2002 Seattle | 16/16 | 295 | 1,175 | 4.0 | 58 | 16 | 59 | 460 | 7.8 | 80t | 2 |
| 2003 Seattle | 16/15 | 326 | 1,435 | 4.4 | 55 | 14 | 42 | 295 | 7.0 | 22 | 2 |
| 2004 Seattle | 16/16 | 353 | 1,696 | 4.8 | 44 | 16 | 23 | 170 | 7.4 | 24 | 4 |
| 2005 Seattle | 16/16 | 370 | 1,880 | 5.1 | 88t | 27 | 15 | 78 | 5.2 | 9 | 1 |
| 2006 Seattle | 10/10 | 252 | 896 | 3.6 | 33t | 7 | 12 | 48 | 4.0 | 14 | 0 |
| NFL TOTALS | 106/86 | 1,969 | 8,713 | 4.4 | 88t | 96 | 200 | 1,435 | 7.2 | 80t | 11 |

POSTSEASON

| Club | G/S | Att | Rushing | | LG | TD | No | Receiving | | LG | TD |
|-------------------|------------|------------|------------|------------|-----------|----------|----------|-----------|------------|-----------|----------|
| | | | Yds | Avg | | | | Yds | Avg | | |
| 2003 Seattle | 1/1 | 20 | 45 | 2.3 | 17 | 3 | 1 | 1 | 1.0 | 1 | 0 |
| 2004 Seattle | 1/1 | 15 | 40 | 2.7 | 9 | 0 | 1 | 25 | 25.0 | 25 | 0 |
| 2005 Seattle | 3/3 | 60 | 236 | 3.9 | 21 | 2 | 3 | 2 | 0.7 | 4 | 0 |
| 2006 Seattle | 2/2 | 50 | 177 | 3.5 | 20 | 2 | 1 | 12 | 12.0 | 12 | 0 |
| NFL TOTALS | 7/7 | 145 | 498 | 3.4 | 21 | 7 | 6 | 40 | 6.7 | 25 | 0 |

ALEXANDER'S SINGLE-GAME HIGHS

Rushes: 40 vs. Green Bay (11/27/06)
Yards: 266 vs. Oakland (11/11/01)
Longest, no TD: 58 vs. Philadelphia (12/8/02)
Longest, TD: 88 vs. Oakland (11/11/01)
 at Arizona (11/6/05)
TDs: 4 3 Times, Last vs. Houston (10/16/05)

Receptions: 8 2 Times, Last at SF (12/1/02)
Yards: 92 vs. Minnesota (9/29/02)
Longest, no TD: 25 at Oakland (9/30/01)
Longest, TD: 80 vs. Minnesota (9/29/02)
TDs: 1 11 Times, Last vs. Indianapolis (12/24/05)

ALL-TIME RUSHING TD LEADERS

| Player | TDs | Yrs |
|----------------------|-----|-----|
| 1. Emmitt Smith | 164 | 15 |
| 2. Marcus Allen | 123 | 16 |
| 3. Walter Payton | 110 | 13 |
| 4. Jim Brown | 106 | 9 |
| 5. John Riggins | 104 | 14 |
| 6. Marshall Faulk* | 100 | 12 |
| LaDainian Tomlinson* | 100 | 6 |
| 8. Barry Sanders | 99 | 10 |
| 9. Shaun Alexander* | 96 | 7 |
| 10. Franco Harris | 91 | 13 |
| Jerome Bettis | 91 | 12 |

* Active

ing run. Versus Miami (10/28), carried 23 times for 87 yards. Although he only totaled 60 yards on 13 carries at Washington (11/4), had a 41-yard touchdown run. Registered 93 yards and a touchdown on 25 carries at Buffalo (11/18). Had 87 yards on 29 carries in overtime victory versus San Diego (12/2), including six carries for 29 yards in overtime which led to the game-winning field goal. Split time with Watters at Denver (12/9) and replaced him after Watters (ankle) got the start versus Dallas (12/16). At New York versus the Giants (12/23), rushed for 96 yards and a touchdown (from 29 yards out) on 28 carries and had one receiving touchdown for his fourth multi-touchdown game of the season. Rushed for 127 yards, including a 44-yard touchdown, on 20 carries in the season finale versus Kansas City (1/6/02). **2002:** Started all 16 games at running back en route to rushing for an NFC-leading (2nd NFL) and franchise-record 16 touchdowns, eclipsing his own mark of 15 he tied with Warren in 2001. Also led the NFC (2nd NFL) and set a team record with 18 combined touchdowns and in non-kicker scoring with 108 points. Rushed for 1,175 yards on 295 carries (4.0 avg.). Yard total ranked fifth in the NFC while he ranked fourth in total yards from scrimmage with 1,635. Had a career-high 59 receptions, which ranked third among NFC running backs, for 460 yards. Finished second in the NFC with 80 first downs. Combined for 110 yards on 44 carries in the first three games at Oakland (9/8), versus Arizona (9/15) and at the N.Y. Giants (9/22). Got on track versus Minnesota (9/29) rushing for 139 yards on 24 carries and scoring a career-high and franchise-record five touchdowns (career-high four rushing, one receiving). All scores were in the first half to set an NFL-record for most touchdowns in one half. Five touchdowns were also the second-most in NFL history to tie with nine others.

Four rushing scores tied for the most in Seahawks history (Warner vs. Denver, 12/11/88). Also had three receptions for a career-high 92 yards, including an 80-yard touchdown. Became one of only two players (Joey Galloway) in team history to record at least one touchdown rushing and receiving of 80 yards or longer. Carried 25 times for 96 yards and a touchdown versus San Francisco (10/14). Rushed for two touchdowns at Dallas (10/27) and at Arizona (11/10). Totaled a season-high 145 yards versus Kansas City (11/24) with two touchdowns. Tied a career-high with eight receptions for 77 yards at San Francisco (12/1). Rushed for 123 yards in a 27-20 loss versus Philadelphia (12/8), the first game he'd lost when rushing for at least 100 yards for Seattle. Had the game-winning touchdown in overtime at Atlanta (12/15) on a 27-yard scoot, one of two touchdowns on the day in a 127-yard performance. Also had two rushing scores the following week versus St. Louis (12/22). **2003:** Earned first trip to Pro Bowl after rushing for career-high 1,435 yards and scoring 16 touchdowns. Yardage total ranked fourth in the NFC and was the highest since Warren's 1994 team record (1,545). Sixteen touchdowns ranked second in club history, tying his own 2001 total and Warren (1995), and two shy of team-record (18) Alexander set in 2002. Fourteen rushing scores were second in the NFC. Moved into third place in club record book with 52 career touchdowns after beginning the season tied for sixth with Daryl Turner (36). Tied Warner and Warren for second-most 100-yard games in a season with seven, including 100-yard performances in four of final seven games. Warren rushed for at least 100 yards eight times in 1995. Finished third in the NFC with 1,730 total yards from scrimmage (1,435 rush/295 receiving), and ranked second in NFC to only Ahman Green (115) with 95 first downs. Opened the season with 124 total yards (108 rushing/16 receiving) and two touchdowns (1 rushing/1 receiving) versus the Saints (9/7) helping Seattle to their first home opening victory since 1998. Scored once at Arizona (9/14) on a 2-yard run. Snapped a string of 34 consecutive starts versus St. Louis (9/21) after helping deliver his first child, daughter Heaven. Rushed to the game shortly after and entered the game in the second quarter and netted 29 yards on only two first-half carries. Totaled 58 yards on 14 carries. Rushed for 102 yards at Green Bay (10/5), only the second time team had lost in 10 games where he topped the 100-yard mark. Posted third 100-yard rushing game (101, 2TDs) of season versus Chicago (10/19) that included a game-winning, 25-yard scamper with :58 remaining in the game. Led team with seven catches (52 yards), including a touchdown at Cincinnati (10/27). Rushed 22 times for 94 yards and a touchdown at Washington (11/9). Recorded fourth 100-yard game of season (110) versus Detroit (11/16) that included a touch-

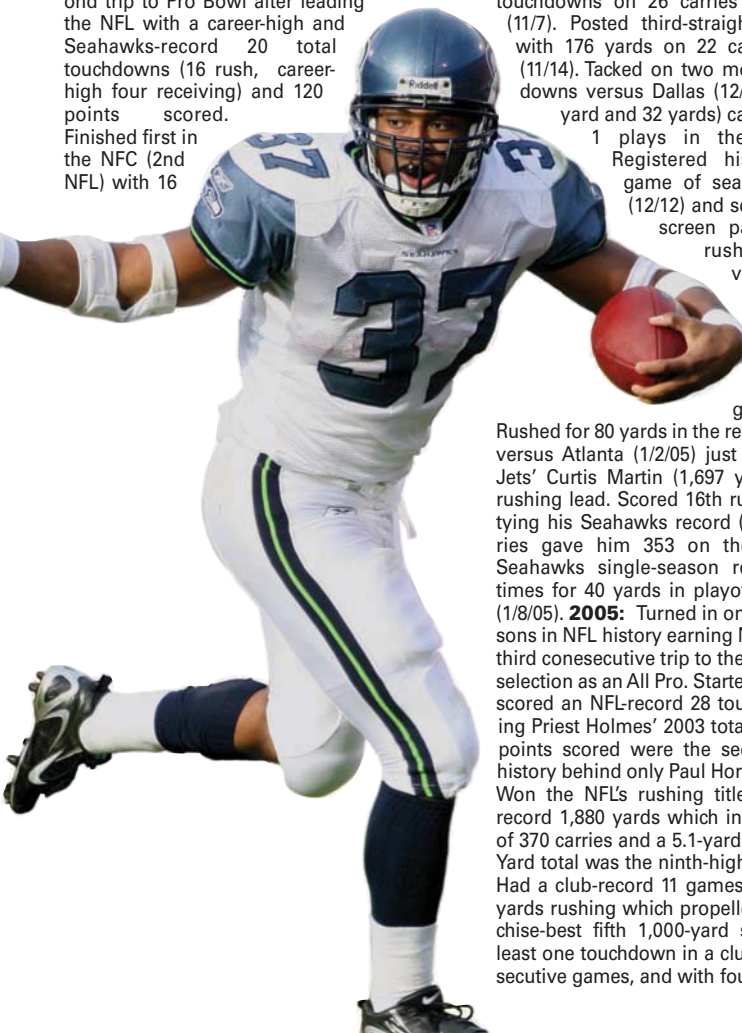


down and season-long 55-yard run. Carried season-high 27 times versus Cleveland (11/30) totaling 127 yards and a touchdown. Game marked first time in franchise history team had a 100-yard rusher, 300-yard passer (Hasselbeck-328), and two 100-yard receivers (Koren Robinson-122, Darrell Jackson-102). Carried 15 times for 56 yards and 10th touchdown of season at Minnesota (12/7). Rushed for 126 yards at St. Louis (12/14), including 49th career touchdown moving him into third place all-time ahead of Warren. Posted 13th career multi-touchdown game versus Arizona (12/21) on season-high 135 yards rushing. Helped Seattle seal playoff berth at San Francisco (12/27) with a touchdown and 133 yards from scrimmage. Rushed for 84 yards, including 75 in second half and 59 in final quarter. Rushed 20 times for 45 yards with club playoff-record three touchdowns (all 1-yard runs) in postseason loss at Green Bay (1/4/04). **2004:** Earned second trip to Pro Bowl after leading the NFL with a career-high and Seahawks-record 20 total touchdowns (16 rush, career-high four receiving) and 120 points scored. Finished first in the NFC (2nd NFL) with 16

rushing touchdowns. Led NFC (2nd NFL) with a career-high and Seahawks record 1,696 yards rushing and a 4.8 rushing average. Was second in the NFC (4th NFL) with 1,866 total yards from scrimmage and 86 first downs. With rushing touchdown versus Miami (11/21), passed Warner to become Seattle's all-time leader in rushing touchdowns and his 154 rushing yards versus Arizona (12/26) passed Warren's single-season rushing record (1,545 yards). Rushed for 135 yards on 28 carries in season opener at New Orleans (9/12) and posted three touchdowns (two rush, one receiving). Totaled fifth-career, three-touchdown game (two rush, one receiving) versus San Francisco (9/26). Totaled 150 rushing yards and a touchdown versus St. Louis (10/10). Versus Carolina (10/31), carried the ball more than 30 times for the fourth time in career, totaling 32 carries for season-high 195 yards and a touchdown. Also added a receiving touchdown. Rushed for 160 yards and two touchdowns on 26 carries at San Francisco (11/7). Posted third-straight 100-yard game with 176 yards on 22 carries at St. Louis (11/14). Tacked on two more rushing touchdowns versus Dallas (12/6). Both scores (1 yard and 32 yards) came on fourth-and-1 plays in the fourth quarter.

Registered his sixth 100-yard game of season at Minnesota (12/12) and scored on a 12-yard screen pass. Totaled three rushing touchdowns versus Arizona (12/26) on 30 carries for 154 yards, tying a career high with seven 100-yard rushing games in a season.

Rushed for 80 yards in the regular-season finale versus Atlanta (1/2/05) just missing tying the Jets' Curtis Martin (1,697 yards) for the NFL rushing lead. Scored 16th rushing touchdown, tying his Seahawks record (2002), and 19 carries gave him 353 on the season, also a Seahawks single-season record. Carried 15 times for 40 yards in playoff loss to St. Louis (1/8/05). **2005:** Turned in one of the finest seasons in NFL history earning NFL MVP honors, a third consecutive trip to the Pro Bowl and first selection as an All Pro. Started all 16 games and scored an NFL-record 28 touchdowns surpassing Priest Holmes' 2003 total of 27. Total of 168 points scored were the second-most in NFL history behind only Paul Hornung's 176 in 1960. Won the NFL's rushing title with a franchise record 1,880 yards which included club marks of 370 carries and a 5.1-yard per carry average. Yard total was the ninth-highest in NFL history. Had a club-record 11 games with 100 or more yards rushing which propelled him to his franchise-best fifth 1,000-yard season. Scored at least one touchdown in a club record nine consecutive games, and with four touchdowns ver-



sus Arizona (9/25) and Houston (10/16), joined Jim Taylor (1962) as the only players in NFL history to rush for four touchdowns twice in one season. During the season, became the Seahawks' career leader in rushing yards (7,817), attempts (1,717), and 100-yard games (33). Totaled 1,958 yards from scrimmage, second in the NFC (3rd NFL) and led the NFC (2nd NFL) with 110 total first downs. Converted all 16 third-and-1 rushing attempts. Named NFC Offensive Player of the Week 3 (vs. Arizona), Week 6 (vs. Houston), Week 9 (vs. Arizona), and NFC Offensive Player of the Month for November. Became the first player in NFL history to record 15 or more touchdowns five consecutive seasons, only the fourth player in NFL history to score 20 touchdowns in consecutive seasons, and fifth player to record 1,600 rushing yards in consecutive seasons. After gaining 73 yards on 14 carries in the opener at Jacksonville (9/11), turned in the first of six 140-plus yard performances in home opener versus Atlanta (9/18) with

144 yards and a touchdown. Rushed for 140 yards and four touchdowns versus Arizona (9/25). Totaled 119 yards and two touchdowns in win at St. Louis (10/9). Won NFC Offensive Player of the Week honors and helped team set club rushing record versus Houston (10/16) adding 141 yards and two touchdowns. Along with Maurice Morris' 104 yards, became only the third rushing tandem in club history to top 100 yards in the same game. Became the franchise's all-time leading rusher versus Dallas (10/23) passing Chris Warren (6,706). Earned NFC Offensive Player of the Week for the third time with a season-high 173 yards at Arizona (11/6). Scored two touchdowns, including second career touchdown run of 88 yards versus the Cardinals. Carried the ball a season-high 33 times for 165 yards and three touchdowns versus St. Louis (11/13). Rushed for 115 yards and two touchdowns at San Francisco (11/20) and 110 yards and a touchdown on 31 carries versus the N.Y. Giants (11/27). Only played the first half

ALEXANDER'S VS. THE NFL

| | -----Rushing----- | | | | | | | -----Receiving----- | | | | | | ---Record--- | | |
|---------------|-------------------|--------------|--------------|------------|------------|-----------|-----------|---------------------|--------------|------------|------------|-----------|--|--------------|-----------|----------|
| | G | Att | Yds | Avg | LG | TD | 100 | Rec | Yds | Avg | LG | TD | | W | L | T |
| Arizona | 10 | 198 | 962 | 4.9 | 88t | 15 | 4 | 13 | 81 | 6.2 | 14 | 0 | | 7 | 3 | 0 |
| Atlanta | 4 | 78 | 356 | 4.6 | 29 | 4 | 2 | 5 | 41 | 8.2 | 15 | 0 | | 4 | 0 | 0 |
| Baltimore | 1 | 22 | 72 | 3.3 | 12 | 0 | 0 | 1 | 0 | 0.0 | 0 | 0 | | 0 | 1 | 0 |
| Buffalo | 3 | 43 | 174 | 4.0 | 21 | 1 | 0 | 4 | 15 | 3.8 | 12 | 0 | | 1 | 2 | 0 |
| Carolina | 2 | 33 | 195 | 5.9 | 44 | 1 | 1 | 3 | 13 | 4.3 | 8 | 1 | | 1 | 1 | 0 |
| Chicago | 1 | 21 | 101 | 4.8 | 25t | 2 | 1 | 4 | 21 | 5.3 | 7 | 0 | | 1 | 0 | 0 |
| Cincinnati | 1 | 20 | 86 | 4.3 | 23 | 0 | 0 | 7 | 52 | 7.4 | 16 | 1 | | 0 | 1 | 0 |
| Cleveland | 2 | 31 | 130 | 4.2 | 21 | 1 | 1 | 2 | 10 | 5.0 | 6 | 0 | | 2 | 0 | 0 |
| Dallas | 4 | 72 | 229 | 3.2 | 32t | 5 | 0 | 10 | 59 | 5.9 | 15 | 0 | | 3 | 1 | 0 |
| Denver | 6 | 86 | 295 | 3.4 | 60t | 3 | 1 | 11 | 53 | 4.8 | 19 | 0 | | 2 | 4 | 0 |
| Detroit | 2 | 39 | 161 | 4.1 | 55 | 1 | 1 | 7 | 28 | 4.0 | 11 | 0 | | 2 | 0 | 0 |
| Green Bay | 3 | 80 | 376 | 4.7 | 21 | 2 | 2 | 3 | 13 | 4.3 | 12 | 0 | | 1 | 2 | 0 |
| Houston | 1 | 22 | 141 | 6.4 | 23t | 4 | 1 | 1 | 1 | 1.0 | 1 | 0 | | 1 | 0 | 0 |
| Indianapolis | 2 | 26 | 159 | 6.1 | 25 | 2 | 1 | 1 | 6 | 6.0 | 6 | 1 | | 1 | 1 | 0 |
| Jacksonville | 3 | 48 | 262 | 5.5 | 36 | 2 | 1 | 2 | 15 | 7.5 | 15 | 0 | | 2 | 1 | 0 |
| Kansas City | 5 | 71 | 442 | 6.2 | 50 | 4 | 2 | 16 | 119 | 7.4 | 28t | 1 | | 2 | 3 | 0 |
| Miami | 3 | 54 | 188 | 3.5 | 16 | 1 | 0 | 1 | 9 | 9.0 | 9 | 0 | | 1 | 2 | 0 |
| Minnesota | 3 | 65 | 307 | 4.7 | 43 | 5 | 2 | 5 | 112 | 22.4 | 80t | 2 | | 2 | 1 | 0 |
| New England | 1 | 16 | 77 | 4.8 | 13 | 1 | 0 | 2 | 30 | 15.0 | 24 | 0 | | 0 | 1 | 0 |
| New Orleans | 3 | 57 | 262 | 4.6 | 27 | 3 | 2 | 6 | 68 | 11.3 | 18 | 2 | | 3 | 0 | 0 |
| N.Y. Giants | 4 | 93 | 290 | 3.1 | 29t | 3 | 1 | 8 | 60 | 7.5 | 16t | 1 | | 2 | 2 | 0 |
| N.Y. Jets | 1 | 19 | 77 | 4.1 | 16 | 0 | 0 | 4 | 19 | 4.8 | 11 | 0 | | 0 | 1 | 0 |
| Oakland | 5 | 69 | 353 | 5.1 | 88t | 5 | 1 | 14 | 109 | 7.8 | 25 | 1 | | 2 | 3 | 0 |
| Philadelphia | 3 | 39 | 178 | 4.6 | 58 | 2 | 1 | 3 | 8 | 2.7 | 9 | 0 | | 1 | 2 | 0 |
| Pittsburgh | 1 | 20 | 48 | 2.4 | 14 | 1 | 0 | 3 | 19 | 6.3 | 10 | 0 | | 1 | 0 | 0 |
| St. Louis | 9 | 183 | 921 | 5.0 | 41 | 9 | 5 | 13 | 70 | 5.4 | 16 | 0 | | 4 | 5 | 0 |
| San Diego | 6 | 105 | 367 | 3.5 | 33t | 4 | 1 | 9 | 48 | 5.3 | 17 | 0 | | 5 | 1 | 0 |
| San Francisco | 10 | 214 | 876 | 4.1 | 42 | 10 | 3 | 28 | 248 | 8.9 | 22 | 1 | | 6 | 4 | 0 |
| Seattle | 0 | 0 | 0 | 0.0 | 0 | 0 | 0 | 0 | 0 | 0.0 | 0 | 0 | | 0 | 0 | 0 |
| Tampa Bay | 2 | 45 | 137 | 3.0 | 12 | 1 | 0 | 1 | 14 | 14.0 | 14 | 0 | | 2 | 0 | 0 |
| Tennessee | 1 | 26 | 172 | 6.6 | 52 | 1 | 1 | 0 | 0 | 0.0 | 0 | 0 | | 1 | 0 | 0 |
| Washington | 4 | 74 | 319 | 4.3 | 41t | 3 | 0 | 13 | 94 | 7.2 | 19 | 0 | | 0 | 4 | 0 |
| TOTALS | 106 | 1,969 | 8,713 | 4.4 | 88t | 96 | 35 | 200 | 1,435 | 7.2 | 80t | 11 | | 60 | 46 | 0 |

in a 42-0 Monday Night Football win at snowy Philadelphia (12/5) toting the ball 19 times for 49 yards. Ran for 108 yards and a touchdown versus San Francisco (12/11) and 172 yards and a touchdown at Tennessee (12/18). Alexander tied the NFL record for most touchdowns in a season with three, including the only receiving touchdown of the season, versus Indianapolis (12/24) along with 139 yards. Broke the NFL's single-season touchdown record with his 28th on a 1-yard run at Green Bay (1/1/06) in just one half of action. In the postseason, started all three games totaling 236 yards and two touchdowns on 60 carries. Carried just six times in the Divisional Playoff game versus Washington (1/14/06) after suffering a concussion with 4:29 remaining in the first quarter. Returned to start the NFC Championship Game versus Carolina (1/22/06) and carried 34 times for 132 yards and two touchdowns. Carried 20 times for 95 yards in Super Bowl XL versus Pittsburgh (2/5/06) in Detroit.

HONORS: 2003: *NFC Pro Bowl*. 2004: *NFC Pro Bowl*, *PFW All-NFL Team*, *AP All-Pro 2nd Team*, *NFL Offensive Player of the Week 16*. 2005: *NFL MVP*, *AP All-Pro 1st Team*, *NFL Offensive Player of the Year*, *NFC Pro Bowl*, *Sporting News Player of the Year*, *PFW MVP*, *Maxwell Club Player of the Year*, *FedEx Ground Player of the Year*, *PFW All-Pro Team*, *Sporting News All-Pro Team*, *AP All-NFL Team*, *NFC Offensive Player of the Week (3, 6 & 9)*, *FedEx Ground Player of the Week 10*, *NFC Offensive Player of the Month for November*, *Seahawks Man of the Year*.

COLLEGE: Alabama's all-time rushing leader, with 3,565 yards (4.9 avg.) in four seasons. Broke Bobby Humphrey's school mark of 3,420 yards established from 1985-88. Also set school records with 727 rushing attempts, 15 100-yard games, 41 rushing touchdowns and 50 total

touchdowns. Overall, he left the Crimson Tide holding 15 school records and three Southeastern Conference marks. Named first-team All-SEC after rushing for 1,383 yards on 302 attempts and 19 touchdowns as a senior. Averaged 125.7 yards per game. SEC Offensive Player of the Year as voted on by the coaches and was a finalist for the Doak Walker Award. Had two kickoff returns for 90 yards, including a touchdown. His 19 touchdowns established a conference record. Reached 1,000 yards on the ground in the seventh game, the fastest of any 'Bama player. Finished college career with 161 yards on 25 carries with three touchdowns versus Michigan in the Orange Bowl. As a junior, earned All-SEC selection after rushing for 1,178 yards on 258 carries with 13 touchdowns. Averaged 107.1 yards in 11 games. Picked up 206 yards on 20 rushing attempts and three scores versus Vanderbilt. Played in nine games as a reserve during sophomore season. Rushed for 415 yards on 90 carries (4.6 avg.) and three touchdowns. Played in 11 games and gained 589 yards on 77 carries (7.6) and six touchdowns as a freshman.

PERSONAL: Gatorade Circle of Champions Kentucky Player of the Year, *Parade* and *USA Today* All-American at Boone County (Ky.) High. Ranks fifth on the prep national career-record list with 110 touchdowns and ninth with 6,657 yards. Rushed for 3,166 yards and 54 touchdowns as a prep senior. Earned a degree in Marketing in 1999 and is pursuing a second undergraduate degree in Advertising. Academic All-SEC as a senior. Brother, Durran, played drums in the University of Notre Dame Marching Band. Born August 30, 1977, in Florence, Kentucky. Married his wife, Valerie, on May 18, 2002. The couple has three daughters, Heaven, Trinity, who was born one day before the opening of training camp, and Eden.

ALEXANDER'S GAME-BY-GAME

| 2000 | Opponent | -----Rushing----- | | | | | -----Receiving----- | | | | | Total | W/L |
|---------------------------|-----------------|-------------------|-----|------|----|----|---------------------|-----|------|----|----|-------|------|
| | | Att | Yds | Avg | LG | TD | Rec | Yds | Avg | LG | TD | | |
| 09/06 | at Miami | 2 | 5 | 2.5 | 5 | 0 | 0 | 0 | 0.0 | 0 | 0 | 5 | L |
| 09/10 | St. Louis | 3 | 18 | 6.0 | 10 | 0 | 0 | 0 | 0.0 | 0 | 0 | 18 | L |
| 09/17 | New Orleans | 5 | 19 | 3.8 | 9 | 0 | 2 | 21 | 10.5 | 18 | 0 | 40 | W |
| 09/24 | at San Diego | 3 | 19 | 6.3 | 9 | 0 | 0 | 0 | 0.0 | 0 | 0 | 19 | W |
| 10/02 | at Kansas City | 11 | 74 | 6.7 | 17 | 1 | 2 | 13 | 6.5 | 11 | 0 | 87 | L |
| 10/08 | at Carolina | 1 | 0 | 0.0 | 0 | 0 | 0 | 0 | 0.0 | 0 | 0 | 0 | L |
| 10/15 | Indianapolis | 5 | 20 | 4.0 | 7 | 0 | 0 | 0 | 0.0 | 0 | 0 | 20 | L |
| 10/22 | at Oakland | 9 | 29 | 3.2 | 12 | 0 | 0 | 0 | 0.0 | 0 | 0 | 29 | L |
| 10/29 | Kansas City | 4 | 53 | 13.3 | 50 | 0 | 1 | 7 | 7.0 | 7 | 0 | 60 | L |
| 11/05 | San Diego | 4 | -5 | -1.3 | 2 | 0 | 0 | 0 | 0.0 | 0 | 0 | -5 | W |
| 11/12 | at Jacksonville | 3 | 13 | 4.3 | 6 | 0 | 0 | 0 | 0.0 | 0 | 0 | 13 | W |
| 11/19 | Bye Week | | | | | | | | | | | | |
| 11/26 | Denver | 3 | 1 | 0.3 | 1 | 0 | 0 | 0 | 0.0 | 0 | 0 | 1 | L |
| 12/03 | at Atlanta | 3 | 5 | 1.7 | 2 | 0 | 0 | 0 | 0.0 | 0 | 0 | 5 | W |
| 12/10 | at Denver | 1 | 16 | 16.0 | 16 | 0 | 0 | 0 | 0.0 | 0 | 0 | 16 | L |
| 12/16 | Oakland | 2 | 4 | 2.0 | 4 | 1 | 0 | 0 | 0.0 | 0 | 0 | 4 | W |
| 12/23 | Buffalo | 5 | 42 | 8.4 | 17 | 0 | 0 | 0 | 0.0 | 0 | 0 | 42 | L |
| 2000 Season Totals (16/1) | | 64 | 313 | 4.9 | 50 | 2 | 5 | 41 | 8.2 | 18 | 0 | 354 | 6-10 |

ALEXANDER'S GAME-BY-GAME, CONTINUED

| | | -----Rushing----- | | | | | -----Receiving----- | | | | | Total | W/L |
|----------------------------|----------------|-------------------|-------|-----|-----|----|---------------------|-----|------|-----|----|-------|-----|
| | | Att | Yds | Avg | LG | TD | Rec | Yds | Avg | LG | TD | | |
| 2001 | Opponent | | | | | | | | | | | | |
| 09/09 | at Cleveland | 4 | 3 | 0.8 | 8 | 0 | 0 | 0 | 0.0 | 0 | 0 | 3 | W |
| 09/23 | Philadelphia | 3 | 6 | 2.0 | 4 | 0 | 0 | 0 | 0.0 | 0 | 0 | 6 | L |
| 09/30 | at Oakland | 10 | 18 | 1.8 | 5 | 1 | 7 | 66 | 9.4 | 25 | 0 | 84 | L |
| 10/07 | Jacksonville | 31 | 176 | 5.7 | 23 | 2 | 2 | 15 | 7.5 | 15 | 0 | 191 | W |
| 10/14 | Denver | 33 | 142 | 4.3 | 60t | 2 | 2 | 24 | 12.0 | 19 | 0 | 166 | W |
| 10/21 | Bye Week | | | | | | | | | | | | |
| 10/28 | Miami | 23 | 87 | 3.8 | 11 | 0 | 1 | 9 | 9.0 | 9 | 0 | 96 | L |
| 11/04 | at Washington | 13 | 60 | 4.6 | 41t | 1 | 4 | 42 | 10.5 | 18 | 0 | 102 | L |
| 11/11 | Oakland | 35 | 266 | 7.6 | 88t | 3 | 1 | 7 | 7.0 | 7 | 0 | 273 | W |
| 11/18 | at Buffalo | 25 | 93 | 3.7 | 21 | 1 | 4 | 15 | 3.8 | 12 | 0 | 108 | W |
| 11/25 | at Kansas City | 13 | 43 | 3.3 | 15 | 0 | 6 | 62 | 10.3 | 28t | 1 | 105 | L |
| 12/02 | San Diego | 29 | 87 | 3.0 | 12 | 1 | 4 | 14 | 3.5 | 6 | 0 | 101 | W |
| 12/09 | at Denver | 12 | 28 | 2.3 | 10 | 0 | 2 | 4 | 2.0 | 3 | 0 | 32 | L |
| 12/16 | Dallas | 7 | 27 | 3.9 | 9 | 1 | 0 | 0 | 0.0 | 0 | 0 | 27 | W |
| 12/23 | at N.Y. Giants | 28 | 96 | 3.4 | 29t | 1 | 3 | 36 | 12.0 | 16t | 1 | 132 | L |
| 12/30 | at San Diego | 23 | 59 | 2.6 | 8 | 0 | 2 | 18 | 9.0 | 17 | 0 | 77 | W |
| 01/06/02 | Kansas City | 20 | 127 | 6.4 | 44t | 1 | 6 | 31 | 5.2 | 17 | 0 | 158 | W |
| 2001 Season Totals (16/12) | | 309 | 1,318 | 4.3 | 88t | 14 | 44 | 343 | 7.8 | 28t | 2 | 1,661 | 9-7 |

| | | -----Rushing----- | | | | | -----Receiving----- | | | | | Total | W/L |
|----------------------------|------------------|-------------------|-------|-----|-----|----|---------------------|-----|------|-----|----|-------|-----|
| | | Att | Yds | Avg | LG | TD | Rec | Yds | Avg | LG | TD | | |
| 2002 | Opponent | | | | | | | | | | | | |
| 09/08 | at Oakland | 13 | 36 | 2.8 | 9 | 0 | 6 | 36 | 6.0 | 11t | 1 | 72 | L |
| 09/15 | Arizona | 17 | 37 | 2.2 | 13 | 0 | 6 | 46 | 7.7 | 11 | 0 | 83 | L |
| 09/22 | at N.Y. Giants | 14 | 37 | 2.6 | 9 | 0 | 2 | 8 | 4.0 | 8 | 0 | 45 | L |
| 09/29 | Minnesota | 24 | 139 | 5.8 | 43 | 4 | 3 | 92 | 30.7 | 80t | 1 | 231 | W |
| 10/06 | Bye Week | | | | | | | | | | | | |
| 10/14 | San Francisco | 25 | 96 | 3.8 | 42 | 1 | 4 | 25 | 6.3 | 9 | 0 | 121 | L |
| 10/21 | at St. Louis | 12 | 30 | 2.5 | 9 | 0 | 1 | 16 | 16.0 | 16 | 0 | 46 | L |
| 10/28 | at Dallas | 23 | 58 | 2.5 | 10 | 2 | 7 | 38 | 5.4 | 15 | 0 | 96 | W |
| 11/03 | Washington | 19 | 67 | 3.5 | 16 | 0 | 8 | 48 | 6.0 | 19 | 0 | 115 | L |
| 11/10 | at Arizona | 12 | 42 | 3.5 | 16 | 2 | 1 | 2 | 2.0 | 2 | 0 | 44 | W |
| 11/17 | Denver | 11 | 18 | 1.6 | 4 | 0 | 6 | 23 | 3.8 | 10 | 0 | 41 | L |
| 11/24 | Kansas City | 23 | 145 | 6.3 | 46t | 2 | 1 | 6 | 6.0 | 6 | 0 | 151 | W |
| 12/01 | at San Francisco | 16 | 74 | 4.6 | 20 | 0 | 8 | 77 | 9.6 | 16 | 0 | 151 | L |
| 12/08 | Philadelphia | 17 | 123 | 7.2 | 58 | 0 | 3 | 8 | 2.7 | 9 | 0 | 131 | L |
| 12/15 | at Atlanta | 28 | 127 | 4.5 | 27t | 2 | 1 | 15 | 15.0 | 15 | 0 | 142 | W |
| 12/22 | St. Louis | 26 | 79 | 3.0 | 25 | 2 | 1 | 6 | 6.0 | 6 | 0 | 85 | W |
| 12/29 | at San Diego | 15 | 67 | 4.5 | 14 | 1 | 1 | 14 | 14.0 | 14 | 0 | 81 | W |
| 2002 Season Totals (16/16) | | 295 | 1,175 | 4.0 | 58 | 16 | 59 | 460 | 7.8 | 80t | 2 | 1,635 | 7-9 |

| | | -----Rushing----- | | | | | -----Receiving----- | | | | | Total | W/L |
|----------------------------|------------------|-------------------|-------|-----|-----|----|---------------------|-----|------|-----|----|-------|------|
| | | Att | Yds | Avg | LG | TD | Rec | Yds | Avg | LG | TD | | |
| 2003 | Opponent | | | | | | | | | | | | |
| 09/07 | New Orleans | 24 | 108 | 4.5 | 15 | 1 | 2 | 16 | 8.0 | 10t | 1 | 124 | W |
| 09/14 | at Arizona | 13 | 51 | 3.9 | 11 | 1 | 2 | 11 | 5.5 | 6 | 0 | 62 | W |
| 09/21 | St. Louis | 14 | 58 | 4.1 | 17 | 0 | 3 | 8 | 2.7 | 7 | 0 | 66 | W |
| 09/28 | Bye Week | | | | | | | | | | | | |
| 10/05 | at Green Bay | 20 | 102 | 5.1 | 18 | 1 | 3 | 13 | 4.3 | 12 | 0 | 115 | L |
| 10/12 | San Francisco | 22 | 77 | 3.5 | 13 | 0 | 3 | 46 | 15.3 | 22 | 0 | 123 | W |
| 10/19 | Chicago | 21 | 101 | 4.8 | 25t | 2 | 4 | 21 | 5.3 | 7 | 0 | 122 | W |
| 10/26 | at Cincinnati | 20 | 86 | 4.3 | 23 | 0 | 7 | 52 | 7.4 | 16 | 1 | 138 | L |
| 11/02 | Pittsburgh | 20 | 48 | 2.4 | 14 | 1 | 3 | 19 | 6.3 | 10 | 0 | 67 | W |
| 11/09 | at Washington | 22 | 94 | 4.3 | 17 | 1 | 0 | 0 | 0.0 | 0 | 0 | 94 | L |
| 11/16 | Detroit | 20 | 110 | 5.5 | 55 | 1 | 5 | 27 | 5.4 | 11 | 0 | 137 | W |
| 11/23 | at Baltimore | 22 | 72 | 3.3 | 12 | 0 | 1 | 0 | 0.0 | 0 | 0 | 72 | L |
| 11/30 | Cleveland | 27 | 127 | 4.7 | 21 | 1 | 2 | 10 | 5.0 | 6 | 0 | 137 | W |
| 12/07 | at Minnesota | 14 | 56 | 4.0 | 15 | 1 | 1 | 8 | 8.0 | 8 | 0 | 64 | L |
| 12/14 | at St. Louis | 25 | 126 | 5.0 | 35 | 1 | 2 | 8 | 4.0 | 5 | 0 | 134 | L |
| 12/21 | Arizona | 21 | 135 | 6.4 | 44t | 2 | 1 | 7 | 7.0 | 7 | 0 | 142 | W |
| 12/27 | at San Francisco | 21 | 84 | 4.0 | 23 | 1 | 3 | 49 | 16.3 | 20 | 0 | 133 | W |
| 2003 Season Totals (16/15) | | 326 | 1,435 | 4.4 | 55 | 14 | 42 | 295 | 7.0 | 22 | 2 | 1,730 | 10-6 |
| 01/04/04 | at Green Bay | 20 | 45 | 2.3 | 17 | 3 | 1 | 1 | 1.0 | 1 | 0 | 46 | L |
| 2003 Playoff Totals (1/1) | | 20 | 45 | 2.3 | 17 | 3 | 1 | 1 | 1.0 | 1 | 0 | 46 | 0-1 |

| | | Rushing | | | | | Receiving | | | | | Total | W/L |
|----------------------------|------------------|---------|-------|-----|-----|----|-----------|-----|------|-----|----|-------|-----|
| | | Att | Yds | Avg | LG | TD | Rec | Yds | Avg | LG | TD | | |
| 2004 | Opponent | | | | | | | | | | | | |
| 09/12 | at New Orleans | 28 | 135 | 4.8 | 27 | 2 | 2 | 31 | 15.5 | 17 | 1 | 166 | W |
| 09/19 | at Tampa Bay | 17 | 45 | 2.6 | 12 | 0 | 0 | 0 | 0.0 | 0 | 0 | 45 | W |
| 09/26 | San Francisco | 19 | 52 | 2.7 | 22 | 2 | 4 | 22 | 5.5 | 11 | 1 | 74 | W |
| 10/03 | Bye Week | | | | | | | | | | | | |
| 10/10 | St. Louis | 23 | 150 | 6.5 | 41 | 1 | 1 | 4 | 4.0 | 4 | 0 | 154 | L |
| 10/17 | at New England | 16 | 77 | 4.8 | 13 | 1 | 2 | 30 | 15.0 | 24 | 0 | 107 | L |
| 10/24 | at Arizona | 12 | 65 | 5.4 | 34 | 0 | 0 | 0 | 0.0 | 0 | 0 | 65 | L |
| 10/31 | Carolina | 32 | 195 | 6.1 | 44 | 1 | 3 | 13 | 4.3 | 8 | 1 | 208 | W |
| 11/07 | at San Francisco | 26 | 160 | 6.2 | 22 | 2 | 0 | 0 | 0.0 | 0 | 0 | 160 | W |
| 11/14 | at St. Louis | 22 | 176 | 8.0 | 35 | 0 | 1 | 3 | 3.0 | 3 | 0 | 179 | L |
| 11/21 | Miami | 29 | 96 | 3.3 | 16 | 1 | 0 | 0 | 0.0 | 0 | 0 | 96 | W |
| 11/28 | Buffalo | 13 | 39 | 3.0 | 13 | 0 | 0 | 0 | 0.0 | 0 | 0 | 39 | L |
| 12/06 | Dallas | 21 | 83 | 4.0 | 32t | 2 | 3 | 21 | 7.0 | 8 | 0 | 104 | L |
| 12/12 | at Minnesota | 27 | 112 | 4.1 | 22 | 0 | 1 | 12 | 12.0 | 12t | 1 | 124 | W |
| 12/19 | at N.Y. Jets | 19 | 77 | 4.1 | 16 | 0 | 4 | 19 | 4.8 | 11 | 0 | 96 | L |
| 12/26 | Arizona | 30 | 154 | 5.1 | 23t | 3 | 0 | 0 | 0.0 | 0 | 0 | 154 | W |
| 01/02/05 | Atlanta | 19 | 80 | 4.2 | 29 | 1 | 2 | 15 | 7.5 | 9 | 0 | 95 | W |
| 2004 Season Totals (16/16) | | 353 | 1,696 | 4.8 | 44 | 16 | 23 | 170 | 7.4 | 24 | 4 | 1,866 | 9-7 |
| 01/08/05 | St. Louis | 15 | 40 | 2.7 | 9 | 0 | 1 | 25 | 25.0 | 25 | 0 | 65 | L |
| 2004 Playoff Totals (1/1) | | 15 | 40 | 2.7 | 9 | 0 | 1 | 25 | 25.0 | 25 | 0 | 65 | 0-1 |

| | | Rushing | | | | | Receiving | | | | | Total | W/L |
|----------------------------|------------------|---------|-------|-----|-----|----|-----------|-----|-----|----|----|-------|------|
| | | Att | Yds | Avg | LG | TD | Rec | Yds | Avg | LG | TD | | |
| 2005 | Opponent | | | | | | | | | | | | |
| 09/11 | at Jacksonville | 14 | 73 | 5.2 | 36 | 0 | 0 | 0 | 0.0 | 0 | 0 | 73 | L |
| 09/18 | Atlanta | 28 | 144 | 5.0 | 17 | 1 | 2 | 11 | 5.5 | 7 | 0 | 155 | W |
| 09/25 | Arizona | 22 | 140 | 6.4 | 45 | 4 | 0 | 0 | 0.0 | 0 | 0 | 140 | W |
| 10/02 | at Washington | 20 | 98 | 4.9 | 34 | 1 | 1 | 4 | 4.0 | 4 | 0 | 102 | L |
| 10/09 | at St. Louis | 25 | 119 | 4.8 | 18t | 2 | 3 | 16 | 5.3 | 6 | 0 | 135 | W |
| 10/16 | Houston | 22 | 141 | 6.4 | 23t | 4 | 1 | 1 | 1.0 | 1 | 0 | 142 | W |
| 10/23 | Dallas | 21 | 61 | 2.9 | 11 | 0 | 0 | 0 | 0.0 | 0 | 0 | 61 | W |
| 10/30 | Bye Week | | | | | | | | | | | | |
| 11/06 | at Arizona | 23 | 173 | 7.5 | 88t | 2 | 0 | 0 | 0.0 | 0 | 0 | 173 | W |
| 11/13 | St. Louis | 33 | 165 | 5.0 | 37 | 3 | 1 | 9 | 9.0 | 9 | 0 | 174 | W |
| 11/20 | at San Francisco | 24 | 115 | 4.8 | 40 | 2 | 1 | 7 | 7.0 | 7 | 0 | 122 | W |
| 11/27 | N.Y. Giants | 31 | 110 | 3.5 | 20 | 1 | 1 | 4 | 4.0 | 4 | 0 | 114 | W |
| 12/05 | at Philadelphia | 19 | 49 | 2.6 | 18 | 2 | 0 | 0 | 0.0 | 0 | 0 | 49 | W |
| 12/11 | San Francisco | 21 | 108 | 5.1 | 16 | 1 | 4 | 20 | 5.0 | 8 | 0 | 128 | W |
| 12/18 | at Tennessee | 26 | 172 | 6.6 | 52 | 1 | 0 | 0 | 0.0 | 0 | 0 | 172 | W |
| 12/24 | Indianapolis | 21 | 139 | 6.6 | 25 | 2 | 1 | 6 | 6.0 | 6t | 1 | 145 | W |
| 01/01/06 | at Green Bay | 20 | 73 | 3.7 | 12 | 1 | 0 | 0 | 0.0 | 0 | 0 | 73 | L |
| 2005 Season Totals (16/16) | | 370 | 1,880 | 5.1 | 88t | 27 | 15 | 78 | 5.2 | 9 | 1 | 1,958 | 13-3 |
| 01/14/06 | Washington | 6 | 9 | 1.5 | 5 | 0 | 0 | 0 | 0.0 | 0 | 0 | 9 | W |
| 01/22/06 | Carolina | 34 | 132 | 3.9 | 18 | 2 | 1 | 0 | 0.0 | 0 | 0 | 132 | W |
| 02/05/06 | Pittsburgh | 20 | 95 | 4.9 | 21 | 0 | 2 | 2 | 1.0 | 4 | 0 | 97 | L |
| 2005 Playoff Totals (3/3) | | 60 | 236 | 3.9 | 21 | 2 | 3 | 2 | 0.7 | 4 | 0 | 238 | 2-1 |

| | | Rushing | | | | | Receiving | | | | | Total | W/L |
|----------------------------|------------------|-----------------|-------|-----|-----|----|-----------|-------|------|-----|----|--------|-------|
| | | Att | Yds | Avg | LG | TD | Rec | Yds | Avg | LG | TD | | |
| 2006 | Opponent | | | | | | | | | | | | |
| 09/10 | at Detroit | 19 | 51 | 2.7 | 14 | 0 | 2 | 1 | 0.5 | 4 | 0 | 52 | W |
| 09/17 | Arizona | 26 | 89 | 3.4 | 14 | 1 | 1 | 9 | 9.0 | 9 | 0 | 98 | W |
| 09/24 | N.Y. Giants | 20 | 47 | 2.4 | 12 | 1 | 2 | 12 | 6.0 | 8 | 0 | 59 | W |
| 10/01 | at Chicago | Inactive (Foot) | | | | | | | | | | | |
| 10/08 | Bye Week | Inactive (Foot) | | | | | | | | | | | |
| 10/15 | at St. Louis | Inactive (Foot) | | | | | | | | | | | |
| 10/22 | Minnesota | Inactive (Foot) | | | | | | | | | | | |
| 10/29 | at Kansas City | Inactive (Foot) | | | | | | | | | | | |
| 11/06 | Oakland | Inactive (Foot) | | | | | | | | | | | |
| 11/12 | St. Louis | Inactive (Foot) | | | | | | | | | | | |
| 11/19 | at San Francisco | 17 | 37 | 2.2 | 16 | 0 | 1 | 2 | 2.0 | 2 | 0 | 39 | L |
| 11/27 | Green Bay | 40 | 201 | 5.0 | 21 | 0 | 0 | 0 | 0.0 | 0 | 0 | 201 | W |
| 12/03 | at Denver | 26 | 90 | 3.5 | 18 | 1 | 1 | 2 | 2.0 | 2 | 0 | 92 | W |
| 12/10 | at Arizona | 22 | 76 | 3.5 | 12 | 0 | 2 | 6 | 3.0 | 5 | 0 | 82 | L |
| 12/14 | San Francisco | 23 | 73 | 3.2 | 18 | 1 | 0 | 0 | 0.0 | 0 | 0 | 73 | L |
| 12/24 | San Diego | 31 | 140 | 4.5 | 33t | 2 | 2 | 2 | 1.0 | 1 | 0 | 142 | L |
| 12/31 | at Tampa Bay | 28 | 92 | 3.3 | 10 | 1 | 1 | 14 | 14.0 | 14 | 0 | 106 | W |
| 2006 Season Totals (10/10) | | 252 | 896 | 3.6 | 33t | 7 | 12 | 48 | 4.0 | 14 | 0 | 944 | 6-4 |
| 01/06/07 | Dallas | 24 | 69 | 2.9 | 20 | 0 | 0 | 0 | 0.0 | 0 | 0 | 69 | W |
| 01/14/07 | at Chicago | 26 | 108 | 4.2 | 13t | 2 | 1 | 12 | 12.0 | 12 | 0 | 120 | L |
| 2006 Playoff Totals (2/2) | | 50 | 177 | 3.5 | 20 | 2 | 1 | 12 | 12.0 | 12 | 0 | 189 | 1-1 |
| Career Totals (106/86) | | 1,969 | 8,713 | 4.4 | 88t | 96 | 200 | 1,435 | 7.2 | 80t | 11 | 10,148 | 60-46 |
| Playoff Totals (7/7) | | 145 | 498 | 3.4 | 21 | 7 | 6 | 40 | 6.7 | 25 | 0 | 538 | 3-4 |



TOM ASHWORTH

Tackle 6-6 306

Colorado

7th NFL Season

2nd Seahawks Season

Unrestricted FA (New England) 2006

2006 Games/Starts: 16/6

Career Games/Starts: 53/36

October 10, 1977

Centennial, Colorado

68

2006: Saw action in 16 games starting six at right tackle in place of Sean Locklear (ankle). Saw action on field goal protection units and frequently served as a tight end in the team's jumbo package.

PRO: Signed as an unrestricted free agent by the Seahawks March 27, 2006. Originally signed as an undrafted free agent by the San Francisco 49ers (4/27/01) and was released following training camp. Then signed to the Patriots' practice squad on September 4, 2001. **2002:** Participated in reserve action at tight end in his first NFL game at Miami (10/6). Was inactive other 15 games. **2003:** Played in all 16 games and started the final 13 contests at right tackle. Made first-career start at right tackle against Washington (9/28). Started all three postseason games during the Patriots' run to a Super Bowl XXXVIII victory over the Carolina Panthers. Part of an offensive line that did not allow a sack in the postseason. **2004:** Started the first six games at right tackle before being placed on injured reserve (11/6). **2005:** Started eight games at right tackle, two games at left tackle and one contest at tight end. Grabbed first-career reception and first-career touchdown on a 1-yard toss from Tom Brady in the Patriots' 28-

0 shutout victory over Tampa Bay (12/17). Saw action in a reserve role at tight end, tackle and fullback in the Patriots' 28-3 AFC Wild Card victory over the Jaguars (1/7/06) and started at left tackle the following week at Denver (1/14/06). Helped protect Tom Brady from being sacked and pass for 341 yards.

COLLEGE: Played in all 45 games during career at Colorado. Started all 11 games for the Buffaloes at tackle as a senior and saw action in 774 of 775 offensive plays. Began junior year as a tight end, then switched to tackle in the fifth game of the season. Started 12 games as a tight end as a sophomore and caught 10 passes for 135 yards and returned two kickoffs for 31 yards. Saw action at tight end and on special teams as a freshman.

PERSONAL: Born on October 10, 1977, in Denver. Played both football and baseball at Cherry Creek High in Englewood, Colorado. Earned Blue Chip All-America honors and was selected first-team all-state as a senior. Started two years at left tackle and won the 5-A state championship in junior and senior seasons. Tom and wife Julia have one child, Brody (1/12/04). Graduated from the University of Colorado with a business degree.

ASHWORTH'S NFL RECORD

| Year | Team | — | GP/GS | Postseason | Year | Team | — | GP/GS | Postseason |
|------|------|---|----------------|------------|-------------------|------|---|--------------|------------|
| 2001 | NE | — | Practice Squad | | 2005 | NE | — | 14/11 | 2/1 |
| 2002 | NE | — | 1/0 | | 2006 | SEA | — | 16/6 | 2/0 |
| 2003 | NE | — | 16/13 | 3/3 | NFL TOTALS | | | | |
| 2004 | NE | — | 6/6 | 0/0 | | | | 53/36 | 7/4 |



JORDAN BABINEAUX

Cornerback 6-0 206
Southern Arkansas
4th NFL Season
4th Seahawks Season
Undrafted FA 2004
2006 Games/Starts: 15/8
Career Games/Starts: 37/12
August 31, 1982
Port Arthur, Texas

27

2006: Started eight games at strong safety playing in a total of 15 contests missing the game at Chicago (10/1) with a concussion. Finished the season with 58 tackles to go along with an interception and four passes defended. Began the season as the cornerback in dime packages, but supplanted Michael Boulware at strong safety in the seventh game of the season at Kansas City (10/29). Remained the starting strong safety until injuries at cornerback forced him to return to that position and serve as the third cornerback in the nickel package for the final two games of the season. Recorded a season-high seven tackles versus the N.Y. Giants (9/24). Interception at Denver (12/3) led to a much needed field goal late in the fourth quarter. Started both playoff games at cornerback after regular-season injuries to Marcus Trufant, Kelly Herndon and Jimmy Williams. Totaled nine tackles in the postseason including one of the biggest plays of the season when he stopped Tony Romo at Seattle's 2-yard line, 1-yard shy of a first down, following a mishandled field goal snap. Helped preserve a 21-20 lead in the final minutes of the NFC Wild Card game.

PRO: Originally signed with the Seahawks as an undrafted free agent April 29 following the 2004 NFL Draft. Signed to the Seahawks' practice squad following training camp before signing to the active roster November 26. **2004:** Saw action in the final six games and the playoff game versus St. Louis (1/8/05) after spending the first 11 weeks on the Seahawks' practice squad. Totaled three defensive tackles and five special teams stops. Had one defensive and one special teams tackle in the playoff game. **2005:** Started four of 16 games and finished third on the team with 17 special teams tackles. Served primarily as the team's cornerback in nickel and dime situations and totaled a career-high 58 tackles and three interceptions. Had a hand in two game-saving and game-winning plays during the regular season. First came at St. Louis (10/9) when he forced Shaun McDonald to fumble late in the fourth quarter on a punt return that allowed Seattle to run out the clock. Saved another game when he intercepted Drew Bledsoe versus Dallas (10/23) and returned it 25 yards to the Cowboys' 32-yard line with :05 remaining in the game. Josh Brown then kicked the game-winning field goal as time ran out. Started the final four games of

BABINEAUX'S NFL RECORD

| Club | G/S | Tackles | | | Sacks | | Interceptions | | | | | | | | | |
|-------------------|--------------|------------|-----------|-----------|------------|------------|---------------|-----------|-------------|-----------|----------|-----------|----------|----------|----------|----------|
| | | Tkl | So | Ast | QB | Yds | No | Yds | Avg | LG | TD | PD | FF | FR | Yds | |
| 2004 Seattle | 6/0 | 3 | 2 | 1 | 0.0 | 0.0 | 0 | 0 | 0 | 0 | 0 | 0 | 0 | 0 | 0 | 0 |
| 2005 Seattle | 16/4 | 58 | 47 | 11 | 0.0 | 0.0 | 3 | 57 | 19.0 | 25 | 0 | 8 | 0 | 0 | 0 | 0 |
| 2006 Seattle | 15/8 | 51 | 41 | 10 | 0.0 | 0.0 | 1 | 20 | 20.0 | 20 | 0 | 4 | 0 | 0 | 0 | 0 |
| NFL TOTALS | 37/12 | 112 | 90 | 22 | 0.0 | 0.0 | 4 | 77 | 19.3 | 25 | 0 | 12 | 0 | 0 | 0 | 0 |

POSTSEASON

| Club | G/S | Tackles | | | Sacks | | Interceptions | | | | | | | | | |
|-------------------|------------|-----------|-----------|----------|------------|------------|---------------|----------|------------|----------|----------|----------|----------|----------|----------|----------|
| | | Tkl | So | Ast | QB | Yds | No | Yds | Avg | LG | TD | PD | FF | FR | Yds | |
| 2004 Seattle | 1/0 | 1 | 0 | 1 | 0.0 | 0.0 | 0 | 0 | 0.0 | 0 | 0 | 0 | 0 | 0 | 0 | 0 |
| 2005 Seattle | 3/1 | 7 | 5 | 2 | 0.0 | 0.0 | 0 | 0 | 0.0 | 0 | 0 | 1 | 0 | 0 | 0 | 0 |
| 2006 Seattle | 2/2 | 9 | 8 | 1 | 0.0 | 0.0 | 0 | 0 | 0.0 | 0 | 0 | 1 | 0 | 0 | 0 | 0 |
| NFL TOTALS | 6/3 | 17 | 13 | 4 | 0.0 | 0.0 | 0 | 0 | 0.0 | 0 | 0 | 2 | 0 | 0 | 0 | 0 |

the season with injuries to Andre Dyson (ankle) and Herndon (knee). Posted a career-high 12 tackles versus Indianapolis (12/24). Saw action in all three postseason games, starting in the Divisional matchup versus Washington (1/14/06).

COLLEGE: The Muleriders cornerback played in 39 games in his career at SAU, made 213 tackles (127 solo), three sacks, 10 interceptions returned for 124 yards, 20 passes defended, recovered six fumbles, forced two fumbles. He also returned 17 kickoffs for 487 yards and two touchdowns, including a 100-yard return. Had a standout senior year, earning Dopke.com honors as a first-team All-America kick returner, Dopke.com Division II National Special Teams Performer of the Year, D2Football.com second-team All-America defensive back, Daktronics

second-team All-America cornerback, *Football Gazette* second-team All-America cornerback, Daktronics first-team All-South Region cornerback, *Football Gazette* first-team All-South Region defensive back, first-team All-Gulf South Conference defensive back, and was selected to play in the Division II Whataburger Cactus Bowl All-Star game. Set SAU and GSC records for kickoff return yards in a game with 208 yards, set GSC and tied NCAA Division II records for kickoff return touchdowns in a game with two for 196 yards, and set an SAU record and tied GSC and NCAA Division II records for longest kickoff return for a touchdown with 100 yards, all in SAU's game against Delta State in 2003.

PERSONAL: Prepped at Lincoln High in Port Arthur, Texas. Born August 31, 1982.

BABINEAUX'S SINGLE-GAME HIGHS

Tackles: 12, vs. Indianapolis (12/24/05)

Forced Fumbles: None

Interceptions: 1, 4 Times, Last at Denver (12/3/06)

Fumble Recoveries: None

ADDITIONAL STATS

Special Team Tackles: 2004 (5), 2005 (17, FF, FR), 2006 (4); **Career:** 26, 1 FF, 1 FR

Postseason: 2004 (1), 2005 (2), 2006 (0); **Career:** 3



KEVIN BENTLEY

Linebacker 6-0 238

Northwestern

6th NFL Season

3rd Seahawks Season

Unrestricted FA (Cleveland) 2005

2006 Games/Starts: 14/0

Career Games/Starts: 73/20

December 29, 1979

Montclair, California

57

2006: Saw action in 14 games, mostly on special teams finishing tied for the team lead with a career-high 14 special teams tackles. Saw action at linebacker in seven games totaling 10 tackles and three passes defended.

PRO: Able to play inside or outside linebacker. Signed as a free agent with the Seahawks March 17, 2005. Originally selected by the Cleveland Browns in the fourth round (101st overall) of the 2002 NFL Draft. Started 17 times in 44 career games with the Browns totaling 205 tackles and 26 special teams tackles. Was the Browns' primary starter at outside linebacker in 2003. **2002:** Appeared in 12 games at outside linebacker during rookie season and

recorded 28 tackles, with nine tackles and a blocked punt on special teams despite missing four games with a broken hand. Made NFL debut versus Kansas City (9/8). Established a season-high six tackles at Pittsburgh (9/29) and blocked a punt on special teams. Added three tackles versus Pittsburgh (11/3) and suffered a broken hand in the second quarter but returned to action. Was listed as inactive with the hand injury the next four games: at Cincinnati (11/17), at New Orleans (11/24), versus Carolina (12/1), and at Jacksonville (12/8). Returned to action on special teams versus Indianapolis (12/15). Recorded four tackles at linebacker in AFC Wild Card Game at Pittsburgh (1/5/03). **2003:** Earned the starting strongside linebacker position in

training camp and played in 16 games with 14 starts, ranking third on the team with 113 tackles (62 solo). Added one interception and one pass defended. Recorded 10 or more tackles on four occasions and established a career-high 16 tackles at New England (10/26). Recorded first career interception versus Indianapolis (9/7), also his first-career start. Was part of a defensive effort that limited the Colts to 271 yards of total offense, including only 67 net yards rushing. Ranked third on the club with 12 tackles at Seattle (11/30). **2004:** Saw action in all 16 games while playing for the Cleveland Browns. Finished the season with 64 tackles (39 solo) despite starting just three games. Also notched one pass defended and one forced fumble. Was a member of the special teams units and finished tied for fifth on the team with 12 stops. Started the season opener versus Baltimore (9/12) at outside linebacker and registered a season-high seven tackles. Started games versus Philadelphia (10/24) and Pittsburgh (11/14) when the club opened in the nickel package. **2005:** Played in 15 games, starting three, totaling 22 tackles. Saw most action throughout the season as a linebacker in the nickel package. Started games versus San Francisco (12/11) and at Tennessee (12/18) do to an injury to starter D.D. Lewis (knee). Also started finale at Green Bay

(1/1/06). Played in all three postseason games. Used in defensive scheme that helped limit Carolina Panthers receiver Steve Smith to five catches for 33 yards.

COLLEGE: Three-year starter who recorded 390 tackles with six sacks at Northwestern. Started 33 of 45 career games. Named All-Big Ten Conference second team as a senior after leading the team with 147 tackles. Was All-Big Ten Conference honorable mention following junior season. Started every game except one versus Illinois and totaled 83 tackles. Also was second-team All-Big Ten Conference after sophomore campaign starting every game and recording a career-high 148 tackles.

PERSONAL: Named *SuperPrep* Top 100 in the Far West region at Montclair (Calif.) High School. *Los Angeles Times* All-Valley selection and team captain last two seasons. Recorded 220 tackles junior and senior seasons as a linebacker and rushed for 1,000 yards, scored 22 touchdowns, and caught 40 passes for 600 yards and 10 scores. Was a two-sport letter winner in football and basketball. Was a member of the 10th and 11th grade honor society and Scholar-Athlete of the year. A communication studies major. Son of Sylvia Bentley. Born Kevin Kinte Bentley.

BENTLEY'S NFL RECORD

| Club | G/S | Tackles | | | Sacks | | Interceptions | | | | | | | | |
|----------------|-------|---------|-----|-----|-------|-----|---------------|-----|------|----|----|----|----|----|-----|
| | | Tkl | So | Ast | QB | Yds | No | Yds | Avg | LG | TD | PD | FF | FR | Yds |
| 2002 Cleveland | 12/0 | 28 | 21 | 7 | 0.0 | 0.0 | 0 | 0 | 0.0 | 0 | 0 | 1 | 1 | 1 | 0 |
| 2003 Cleveland | 16/14 | 113 | 62 | 51 | 0.0 | 0.0 | 1 | 25 | 25.0 | 25 | 0 | 1 | 0 | 0 | 0 |
| 2004 Cleveland | 16/3 | 64 | 39 | 25 | 0.0 | 0.0 | 0 | 0 | 0.0 | 0 | 0 | 1 | 1 | 0 | 0 |
| 2005 Seattle | 15/3 | 22 | 18 | 4 | 0.0 | 0.0 | 0 | 0 | 0.0 | 0 | 0 | 1 | 0 | 0 | 0 |
| 2006 Seattle | 14/0 | 10 | 7 | 3 | 0.0 | 0.0 | 0 | 0 | 0.0 | 0 | 0 | 3 | 0 | 0 | 0 |
| NFL TOTALS | 73/20 | 237 | 147 | 90 | 0.0 | 0.0 | 1 | 25 | 25.0 | 25 | 0 | 7 | 2 | 1 | 0 |

POSTSEASON

| Club | G/S | Tackles | | | Sacks | | Interceptions | | | | | | | | |
|--------------|-----|---------|----|-----|-------|-----|---------------|-----|-----|----|----|----|----|----|-----|
| | | Tkl | So | Ast | QB | Yds | No | Yds | Avg | LG | TD | PD | FF | FR | Yds |
| 2005 Seattle | 3/0 | 2 | 1 | 1 | 0.0 | 0.0 | 0 | 0 | 0.0 | 0 | 0 | 0 | 0 | 0 | 0 |
| 2006 Seattle | 2/0 | 0 | 0 | 0 | 0.0 | 0.0 | 0 | 0 | 0.0 | 0 | 0 | 0 | 0 | 0 | 0 |
| NFL TOTALS | 5/0 | 2 | 1 | 1 | 0.0 | 0.0 | 0 | 0 | 0.0 | 0 | 0 | 0 | 0 | 0 | 0 |

BENTLEY'S SINGLE-GAME HIGHS

Tackles: 16, at New England (10/26/03)

Interceptions: 1, vs. Indianapolis (9/7/03)

ADDITIONAL STATS

Special Team Tackles: 2002 (9), 2003 (5), 2004 (12), 2005 (8), 2006 (14, FR); **Career:** 48, FR

Postseason: 2005 (1), 2006 (1); **Career:** 2

ROCKY BERNARD

Defensive Tackle 6-3 308
 Texas A&M
 6th NFL Season
 6th Seahawks Season
 5th Round (A) 2002
 2006 Games/Starts: 16/16
 Career Games/Starts: 74/26
 April 19, 1979
 Baytown, Texas

99

2005: Started all 16 games at defensive tackle finishing with 36 tackles and 3.5 sacks. Also forced two fumbles and a had a recovery. Posted 2.0 sacks for the third time of career versus Oakland (11/6), a game in which Seattle posted 9.0 team sacks, tied for third-most in club history. Started both playoff games totaling a nine tackles, including a sack at Chicago (1/14/07).

PRO: Selected with the 11th pick of the fifth round (146th overall) by the Seahawks in the 2002 Draft. Was the second defensive player chosen by Seattle in that draft (Anton Palepoi, 56th overall). Re-signed a multi-year contract with Seattle on March 16, 2006. **2002:** Played in 16 games as a rookie with two starts at New York versus the Giants (9/22) and versus Minnesota (9/29). Became the first rookie defensive lineman to start a game for the Seahawks since Sam Adams in 1994. Totaled 49 tackles (34 solo) with four sacks. Named the NFL's Defensive Rookie of the Month for September after leading the club with four sacks, while adding 18 tackles. Despite starting just two games, season tackle total was third among defensive lineman. Had first-career sack

versus Arizona (9/15) and started the following week against New York Giants for John Randle (knee) and Brandon Mitchell (calf) and posted another sack to go along with five solo tackles. Also started the next week versus Minnesota and collected two sacks and season-high nine tackles. Forced first-career fumble at Arizona (11/10) to stifle a scoring threat on the Seahawks' 1-yard line. **2003:** Played in 12 games totaling 16 tackles and two sacks. Was inactive four of five games in the middle of the season (San Francisco 10/12, Chicago 10/19, Pittsburgh 11/2, at Washington 11/9), but was a regular in the nickel rotation the final seven games. Registered one sack at Baltimore (11/23) and versus Arizona (12/21). Declared inactive (toe) for playoff game at Green Bay (1/4/04). **2004:** Played in 14 games with one start and totaled 39 tackles, 3.5 sacks, six passes defended and a fumble recovery. Posted one sack in each of the first three games of the season at New Orleans (9/12), at Tampa Bay (9/19) and versus San Francisco (9/26). Part of a defensive unit that held the 49ers scoreless for the first time in 420 games. Started only regular-season game at Arizona for Rashad Moore (shoulder) and tied a season high with six tack-

BERNARD'S NFL RECORD

| Club | G/S | Tackles | | | Sacks | | Interceptions | | | | | | | | FF | FR | Yds |
|-------------------|--------------|------------|------------|-----------|-------------|--------------|---------------|----------|----------|----------|----------|-----------|----------|----------|----------|----|-----|
| | | Tkl | So | Ast | QB | Yds | No | Yds | Avg | LG | TD | PD | | | | | |
| 2002 Seattle | 16/2 | 49 | 34 | 15 | 4.0 | 26.0 | 0 | 0 | 0 | 0 | 0 | 1 | 1 | 0 | 0 | | |
| 2003 Seattle | 12/0 | 16 | 11 | 5 | 2.0 | 9.0 | 0 | 0 | 0 | 0 | 0 | 1 | 1 | 0 | 0 | | |
| 2004 Seattle | 14/1 | 39 | 26 | 13 | 3.5 | 23.0 | 0 | 0 | 0 | 0 | 0 | 6 | 0 | 1 | 0 | | |
| 2005 Seattle | 16/7 | 52 | 43 | 9 | 8.5 | 58.5 | 0 | 0 | 0 | 0 | 0 | 3 | 0 | 2 | 5 | | |
| 2006 Seattle | 16/16 | 36 | 24 | 12 | 3.5 | 15.5 | 0 | 0 | 0 | 0 | 0 | 1 | 2 | 1 | 0 | | |
| NFL TOTALS | 74/26 | 192 | 138 | 54 | 21.5 | 132.0 | 0 | 0 | 0 | 0 | 0 | 12 | 4 | 4 | 5 | | |

POSTSEASON

| Club | G/S | Tackles | | | Sacks | | Interceptions | | | | | | | | FF | FR | Yds |
|-------------------|------------|-----------|-----------|----------|------------|-------------|---------------|----------|------------|----------|----------|----------|----------|----------|----------|----------|----------|
| | | Tkl | So | Ast | QB | Yds | No | Yds | Avg | LG | TD | PD | | | | | |
| 2004 Seattle | 1/1 | 4 | 3 | 1 | 1.0 | 2.0 | 0 | 0 | 0.0 | 0 | 0 | 0 | 0 | 0 | 0 | 0 | 0 |
| 2005 Seattle | 3/3 | 7 | 6 | 1 | 2.0 | 20.0 | 0 | 0 | 0.0 | 0 | 0 | 1 | 0 | 0 | 0 | 0 | 0 |
| 2006 Seattle | 2/2 | 9 | 8 | 1 | 1.0 | 6.0 | 0 | 0 | 0.0 | 0 | 0 | 1 | 0 | 0 | 0 | 0 | 0 |
| NFL TOTALS | 6/6 | 20 | 17 | 3 | 4.0 | 28.0 | 0 | 0 | 0.0 | 0 | 0 | 2 | 0 | 0 | 0 | 0 | 0 |

les. Declared inactive (knee) two games at Minnesota (12/12) and at New York Jets (12/19). Posted six tackles and half a sack versus Atlanta (1/2/05). Started at defensive tackle in playoff game versus St. Louis (1/8) and registered four tackles and a sack. **2005:** Enjoyed one of the finest seasons by a Seahawks defensive tackle collecting a career-high 8.5 sacks. Started seven of 16 games and totaled 52 combined tackles. Posted multi-sack games at St. Louis (10/9) with 1.5 and at San Francisco (11/20) with 2.0. Also totaled 2.0 sacks in NFC Championship Game versus Carolina (1/22/06)

COLLEGE: In 33 career starts, collected 170

tackles (89 solo) with 12 sacks and 33 stops for loss. Was the only member of the Aggies' defensive line to start every game his final season and posted 69 tackles, the most tackles by an Aggie lineman since former Seahawks player Adams (78 in 1993).

PERSONAL: All-American selection by Super-Prep and Prepstar at Sterling High School (Baytown, Texas). Earned District 22-5A Defensive MVP honors after posting 102 tackles, 12 quarterback pressures, and five forced fumbles. Agricultural economics major. First name is Robert, nicknamed "Rocky."

BERNARD'S SINGLE-GAME HIGHS


Tackles: 9, vs. Minnesota (9/29/02)

Sacks: 2.0, 3 Times, Last vs. Oakland (11/6/06)

Interceptions: None

FF: 1, 4 Times, Last vs. Minnesota (10/22/06)

FR: 1, 4 Times, Last at Denver (12/3/06)



MICHAEL BOULWARE

Safety 6-3 220
Florida State
4th NFL Season
4th Seahawks Season
2nd Round 2004
2006 Games/Starts: 16/8
Career Games/Starts: 48/28
September 17, 1981
Columbia, South Carolina

28

2006: Started eight games at strong safety totaling 39 tackles and two interceptions. Played in all 16 games but did not start weeks eight through 14. Had interceptions in back-to-back games versus Arizona (9/17) and N.Y. Giants (9/24). Posted a season-high six tackles versus the Giants. Had one special teams tackle during the season. Started both playoff games and posted five tackles in each game.

PRO: Taken with the 22nd selection in the second round (53rd overall). Second consecutive year Seahawks had drafted a safety in the second round (Ken Hamlin in 2003). Switched from outside linebacker in college to strong safety in the NFL. Set the Seahawks' rookie record for most interceptions with five, including three that saved or won ballgames. **2004:** Had one of the finest rookie seasons ever by a Seahawks player. Totaled 53 tackles, five interceptions, one sack, and a forced fumble. Five interceptions were the most by a rookie in club history and finished tied for second on the team with Marcus Trufant. Saw action in all 16 games, primarily on special teams and as a linebacker in

nickel packages before taking over the starting strong safety job at Minnesota (12/12) for the final four games. Totaled 29 tackles during four starts which over an entire season would have amounted to 116, good enough to have led the team. Finished tied for second with 12 special teams tackles. Three of five interceptions were game-saving or game-winning picks. Started the season with back-to-back interceptions at New Orleans (9/12) and at Tampa Bay (9/19). Interception at Tampa Bay thwarted a drive at the Seattle 15-yard line with 1:11 to go and preserved a 10-6 win. Also corralled an interception at New England (10/17). Posted three tackles versus Miami (11/21) and picked off an A.J. Feeley pass and returned it 63 yards for first-career touchdown and the game-winning score with 0:56 left to play, earning NFC Defensive Player of the Week honors. In first-career start versus the Vikings, led the team with seven tackles, notched first-career sack, and intercepted a Randy Moss end-around pass in the end zone with 2:09 remaining in the game that preserved a 27-23 lead. One week later at New York

Jets (12/19), led the team with career-high 10 tackles. Finished second on the team with nine tackles and led team with three special teams stops in playoff loss versus St. Louis (1/8/05). **2005:** Started all 16 games at strong safety and led the team with four interceptions. Finished second on the team with 73 tackles and also recorded 2.0 sacks. Recorded first sack of the season versus Arizona (9/25) that forced a fumble which was recovered by the Seahawks and led to a touchdown. Recorded second sack of season the very next week at Washington (10/2). Recorded interceptions versus Dallas (10/23), St. Louis (10/9), N.Y. Giants (11/27) and at Philadelphia (12/5). Led team with career-high 10 tackles at Tennessee (12/18). Also teamed with Grant Wistrom to stop Chris Brown on fourth-and-1 in the fourth quarter. Blocked first career field goal versus Indianapolis (12/24). Started all three postseason games and collected 13 tackles and led the team with two interceptions. Recorded interceptions versus Carolina (1/22/06) in the NFC Championship and versus Pittsburgh (2/5/06) in Super Bowl XL.

HONORS: **2004**, *NFC Defensive Player of the Week 11*, *PFW All-Rookie Team*, *ESPN.com All-Rookie Report Team*.

COLLEGE: Three-year starter at outside linebacker. Started 37 of 46 career games, recording 340 tackles (197 solo) to rank 11th in Florida State history. Collected 3.5 sacks, 14 tackles for loss, three fumble recoveries, and forced seven fumbles. Picked off five passes for 53 yards in returns and knocked down 15 passes. Three career touchdowns. As a senior, an *Associated Press* All-American third-team choice and All-Atlantic Coast Conference first-team selection. Finalist for the Bednarik Award and semi-finalist for the Butkus Award.

PERSONAL: South Carolina's Gatorade Player of the Year as a senior at Spring Valley (Columbia, S.C.) High. Played both offense and defense, catching 56 passes for 1,028 yards while recording 91 tackles, 17 for loss, and six sacks. Added one interception, forced three fumbles, and returned a fumble for a touchdown. *USA Today* All-USA honorable mention and member of the *Orlando Sentinel's* All-South team. All-State selection and named *High School Sporting Report's* South Carolina Player of the Year. Member of South Carolina all-decade team. Brother of former Baltimore Ravens' linebacker Peter Boulware. Majored in Sports Management. Married to wife Jessica.

BOULWARE'S NFL RECORD

| Club | G/S | Tackles | | | Sacks | | Interceptions | | | | | | | | |
|-------------------|--------------|------------|------------|-----------|------------|-------------|---------------|------------|-------------|------------|----------|-----------|----------|----------|-----------|
| | | Tkl | So | Ast | QB | Yds | No | Yds | Avg | LG | TD | PD | FF | FR | Yds |
| 2004 Seattle | 16/4 | 53 | 40 | 13 | 1.0 | 9.0 | 5 | 69 | 13.8 | 63t | 1 | 6 | 1 | 0 | 0 |
| 2005 Seattle | 16/16 | 73 | 58 | 15 | 2.0 | 24.0 | 4 | 107 | 26.8 | 40 | 0 | 9 | 1 | 0 | 0 |
| 2006 Seattle | 16/8 | 39 | 31 | 8 | 0.0 | 0.0 | 2 | 1 | 0.5 | 1 | 0 | 6 | 1 | 1 | 32 |
| NFL TOTALS | 48/28 | 165 | 129 | 36 | 3.0 | 33.0 | 11 | 177 | 16.1 | 63t | 1 | 21 | 3 | 1 | 32 |

POSTSEASON

| Club | G/S | Tackles | | | Sacks | | Interceptions | | | | | | | | |
|-------------------|------------|-----------|-----------|----------|------------|------------|---------------|-----------|------------|-----------|----------|----------|----------|----------|----------|
| | | Tkl | So | Ast | QB | Yds | No | Yds | Avg | LG | TD | PD | FF | FR | Yds |
| 2004 Seattle | 1/1 | 9 | 8 | 1 | 0.0 | 0.0 | 0 | 0 | 0.0 | 0 | 0 | 1 | 0 | 0 | 0 |
| 2005 Seattle | 3/3 | 13 | 8 | 5 | 0.0 | 0.0 | 2 | 14 | 7.0 | 14 | 0 | 3 | 0 | 0 | 0 |
| 2006 Seattle | 2/2 | 10 | 10 | 0 | 0.0 | 0.0 | 0 | 0 | 0.0 | 0 | 0 | 0 | 1 | 0 | 0 |
| NFL TOTALS | 6/6 | 32 | 26 | 6 | 0.0 | 0.0 | 2 | 14 | 7.0 | 14 | 0 | 4 | 1 | 0 | 0 |

BOULWARE'S SINGLE-GAME HIGHS

Tackles: 10, 2 Times, Last at Tennessee (12/18/05)

FF: 1, 3 Times, Last at Detroit (9/10/06)

Sacks: 1.0, 3 Times, Last at Washington (10/2/05)

FR: 1, at Tampa Bay (12/31/06)

Interceptions: 1, 11 Times, Last vs. N.Y. Giants (9/24/06)

ADDITIONAL STATS

Special Team Tackles: 2004 (12), 2005 (Block FG), 2006 (1); Career: 13, Block FG

Postseason: 2004 (3); Career: 3



DEION BRANCH

Wide Receiver 5-9 192

Louisville

6th NFL Season

2nd Seahawks Season

Trade (New England) 2006

2006 Games/Starts: 14/13

Career Games/Starts: 67/55

July 18, 1979

Albany, Georgia

83

2006: Started 13 of 14 games after joining the Seahawks via trade with New England following the season opener. Was exempt from the roster week two versus Arizona (9/17) and saw first action in a Seahawks uniform versus the N.Y. Giants (9/24). Started every game after that. Finished the season second on the team with 53 receptions and 725 yards. Was tied for second with four touchdown receptions. Had six catches for 76 yards and first-career two-touchdown game at St. Louis (10/15). Had season highs with seven catches and 113 yards at San Francisco (11/19). Started both post-season games and led team with a total of eight receptions for 96 yards.

PRO: Traded by New England to Seattle on September 11, 2006 for an undisclosed 2007 draft pick. Originally drafted by New England in the second-round (65th overall) of the 2002 NFL Draft. Has totaled 21 receptions in two Super Bowls (XXXVIII, XXXIX). Named Super Bowl MVP after tying a Super Bowl record with 11 receptions in the Patriots' 24-21 victory over the Eagles in Super Bowl XXXIX. Registered a game-high 133 receiving yards. **2002:** Finished his first NFL season ranked second among all AFC rookies with 43 receptions and tied for third with 489 receiving yards despite missing the final three games due to a leg injury. Set Patriots single-game rookie record by hauling in 13 passes at San Diego (9/29) and tied the second highest total by a rookie in NFL single-game history. Led all rookies and ranked sixth in the AFC with an average kickoff return yardage of 24.0. Had 12 receptions on third down, good for 153 yards and two touchdowns. Returned five kickoffs for 31 yards or more, including a long of 63 yards at Detroit (11/28). Snared six passes for 83 yards and a touchdown to lead the team in receiving in his NFL debut as the Patriots defeated the Pittsburgh (9/9), 30-14. Hauled in a 22-yard touchdown pass from Tom Brady in the third quarter for the first touchdown of his profes-

sional career versus the Steelers. Hauled in a 49-yard touchdown pass in 44-7 win over New York Jets (9/15). Started first professional game at wide receiver and caught six passes for 33 yards versus Kansas City (9/22). Set career highs with seven kickoff returns and 201 return yards versus Chiefs. Set a Patriots rookie

record by hauling in 13 passes and recorded first-career 100-yard receiving day versus San Diego (9/29), amassing 128 yards receiving. His 13 receptions tied for second place on the NFL's single-game rookie receptions list

and also tied Terry Glenn (10/3/99 vs. Cleveland) for second place on the Patriots' single-game receptions list. Denver (10/27):

Kick-started a Patriots touchdown drive with a 40-yard punt return to Denver's 35-yard line late in the third quarter. Equaled career-high with seven kickoff returns, totaling 156 yards, in the Patriots 33-30 win over Chicago (11/10). **2003:** Started 12 of 15 games at wide receiver. Led the team with 57 receptions and 803 receiving yards.

Gained first-down yardage on 40 of his 57 catches.

Recorded 24 third-down catches that gained first



downs. Caught six passes for a game-high 89 yards and hauled in his first touchdown grab of the season on a 26-yard play-action pass at Philadelphia (9/14). Registered a game and regular season high 107 yards receiving on three catches at Denver (11/3). Got open behind the Broncos secondary and hauled in a career-long 66-yard touchdown reception. Snared a team-high six receptions for 64 yards and a touchdown at Indianapolis (11/30). Hauled in the game-winning touchdown with a 13-yard grab on third-and-7 with 8:41 remaining in the fourth quarter versus Colts. Caught two passes for 23 yards in the Patriots' 24-14 AFC Championship victory at Indianapolis (1/18/04). Talled a game-high 10 receptions for 143 yards and a touchdown in the Patriots' 32-29 Super Bowl XXXVIII victory over the Carolina Panthers (2/1/04). Hauled in the Patriots' first touchdown with a 5-yard reception with 3:05 remaining in the second quarter. Helped set up the Patriots' second touchdown by getting behind the defense and hauling in a 52-yard reception. Set up Adam Vinatieri's game-winning field goal with a 17-yard reception on third-and-3 with just nine seconds remaining in the contest. **2004:** Started nine regular-season games and all three playoff contests. Talled a career-high four touchdown receptions. Finished third on the team with 35 receptions and 454 receiving yards. Led all NFL receivers in the playoffs with 16 receptions for 264 yards. Exceeded the 100-yard receiving mark against the Chiefs (11/22). Tied for the team lead with seven receptions and 86 receiving yards versus Indianapolis (9/9). Snared the Patriots' first touchdown of the season on a 16-yard grab. Returned to action versus Kansas City (11/22) after being inactive for seven games and led the team with six receptions and 106 receiving yards and a touchdown. Led the team with seven receptions and 82 receiving yards with a touchdown at N.Y. Jets (12/26). Named NFL Offensive Player of Championship Sunday after recording a team-high 116 receiving yards on four receptions and a touchdown in the Patriots' 41-27 AFC Championship victory over Pittsburgh (1/23/05). Sealed the trip to the Super Bowl with a 23-yard touchdown run off of a reverse in the fourth quarter. Named Super Bowl XXXIX MVP after tying a Super Bowl record with 11 receptions in the Patriots' 24-21 victory over Philadelphia (2/6/05). Registered a game-high 133 receiving yards. **2005:** Led the team with career highs in receptions (78), receiving yards (998) and touchdown receptions (5). Recorded five or more receptions in 11 of 16 regular season games. In the regular season, led the team in receptions or tied for the team lead nine times. Paced the squad in receiving yards in five games. Led the team with seven receptions and 99 receiving yards

MOST CAREER RECEPTIONS IN SUPER BOWL GAMES

| Rec | Player | Team(s) | Games |
|-----|----------------|---------|-------|
| 33 | Jerry Rice | SF, OAK | 4 |
| 27 | Andre Reed | BUF | 4 |
| 21 | Deion Branch | NE | 2 |
| 20 | Roger Craig | SF | 3 |
| 20 | Thurman Thomas | BUF | 4 |

and collected three receptions for 57 yards during the Patriots' first touchdown drive of the evening versus Oakland (9/8). Gave the Patriots a 10-7 lead with a 18-yard touchdown grab in the first quarter against the Raiders. Led the team with eight receptions for 60 yards at Carolina (9/18). Led the team with eight receptions for 107 yards at Atlanta (10/9). Led team with 92 receiving yards on three catches versus Buffalo (10/30). Gave the Patriots a 7-3 advantage with a 33-yard touchdown reception in the third quarter. Topped the team with 83 receiving yards on five catches at Buffalo (12/11) and made an acrobatic 22-yard reception over the middle on the Patriots' first scoring drive of the afternoon. Also grabbed a 28-yard reception over the middle in the third quarter. Led the team with eight receptions and set a Patriots playoff record with 153 receiving yards at Denver (1/14/06). and also recorded the longest reception in Patriots' playoff history when he hauled in a 73-yard pass in the AFC Divisional Playoffs.

COLLEGE: Branch hauled in 143 passes for 2,204 yards (15.4 average) and 18 touchdowns while at Louisville (2000-01). His 143 catches rank sixth on the school's career-record list while his 2,204 yards are topped only by Miguel Montano (2,305, 1994-97), Iln Green (2,830, 1996-99) and Arnold Jackson (3,670, 1997-2000) in Louisville annals. Only Anthony Cummings (25, 1987-90), Green (33) and Jackson (31) had more touchdown catches in a career for the Cardinals. Became only the second player in school history to record multiple 1,000-yard receiving seasons, joining Jackson (1,209 in 1999 and 1,165 in 1998). Earned team MVP honors following the 2000 season. Earned second-team All-America honors at Jones County (Ellisville, Miss.) College following the 1998 season. Caught 69 passes for 1,012 yards (14.7 avg.) and nine scores and helped JCC to a 12-0 mark and a victory in the Golden Isles Bowl. Grabbed 37 passes for 639 yards (17.7 avg.) and five touchdowns as a freshman.

PERSONAL: Born Anthony Branch on July 18, 1979. Lettered in football and track at Monroe (Albany, Ga.) High. Participated in indoor track

at Louisville in 2001. Competed in the 60 meter dash (7.1). Also performed on the outdoor squad in the 60 meters, 100 meters and 4x100

relays. Besides football, also enjoys soccer. Majored in communications.

BRANCH'S NFL RECORD

| | Club | G/S | Receiving | | | | | TD | Rushing | | | |
|------------|-------------|-------|-----------|-------|------|-----|-----|----|---------|------|----|--|
| | | | No | Yds | Avg | LG | Att | | Yds | Avg | TD | |
| 2002 | New England | 13/7 | 43 | 489 | 11.4 | 49t | 2 | 2 | 0 | 0.0 | 0 | |
| 2003 | New England | 15/11 | 57 | 803 | 14.1 | 66t | 3 | 1 | 11 | 11.0 | 0 | |
| 2004 | New England | 9/9 | 35 | 454 | 13.0 | 26t | 4 | 0 | 0 | 0.0 | 0 | |
| 2005 | New England | 16/15 | 78 | 998 | 12.8 | 51 | 5 | 0 | 0 | 0.0 | 0 | |
| 2006 | Seattle | 14/13 | 53 | 725 | 13.7 | 38t | 4 | 4 | 30 | 7.5 | 0 | |
| NFL TOTALS | | 67/55 | 266 | 3,469 | 13.0 | 66t | 18 | 7 | 41 | 5.9 | 0 | |

| | | Punt Returns | | | | | Kickoff Returns | | | | |
|------------|-------------|--------------|-----|------|----|----|-----------------|-----|------|----|----|
| | Club | No | Yds | Avg | LG | TD | No | Yds | Avg | LG | TD |
| 2002 | New England | 2 | 58 | 29.0 | 40 | 0 | 36 | 863 | 24.0 | 63 | 0 |
| 2003 | New England | 4 | 26 | 6.5 | 11 | 0 | 0 | 0 | 0.0 | 0 | 0 |
| 2004 | New England | 1 | 0 | 0.0 | 0 | 0 | 0 | 0 | 0.0 | 0 | 0 |
| 2005 | New England | 0 | 0 | 0.0 | 0 | 0 | 0 | 0 | 0.0 | 0 | 0 |
| 2006 | Seattle | 0 | 0 | 0.0 | 0 | 0 | 0 | 0 | 0.0 | 0 | 0 |
| NFL TOTALS | | 7 | 84 | 12.0 | 40 | 0 | 36 | 863 | 24.0 | 63 | 0 |

POSTSEASON

| | | Receiving | | | | | | Rushing | | | |
|------------|-------------|-----------|----|-----|------|-----|----|---------|-----|------|----|
| | Club | G/S | No | Yds | Avg | LG | TD | Att | Yds | Avg | TD |
| 2003 | New England | 3/3 | 15 | 176 | 11.7 | 52 | 1 | 0 | 0 | 0.0 | 0 |
| 2004 | New England | 3/3 | 16 | 264 | 16.5 | 60t | 1 | 2 | 37 | 18.5 | 1 |
| 2005 | New England | 2/2 | 10 | 189 | 18.9 | 73 | 0 | 0 | 0 | 0.0 | 0 |
| 2006 | Seattle | 2/2 | 8 | 96 | 12.0 | 27 | 0 | 0 | 0 | 0.0 | 0 |
| NFL TOTALS | | 10/10 | 49 | 725 | 14.8 | 73 | 2 | 2 | 37 | 18.5 | 1 |

BRANCH'S SINGLE-GAME HIGHS

Most Receptions: 13, at San Diego (9/29/02)
Longest Reception: 66t, at Denver (11/3/03)

Most Yards: 128, at San Diego (9/29/02)
Most TDs: 2, at St. Louis (10/15/06)

POSTSEASON

Most Receptions: 11, vs. Philadelphia (SB) (2/6/05)
Longest Reception: 73, at Denver (Div) (1/14/06)

Most Yards: 153, at Denver (Div) (1/14/06)
Most TDs: 1, 2 Times, Last at Pltt. (Champ) (1/23/05)



Nearly 60 Seahawks players and coaches took a break from offseason workouts to visit soldiers stationed at Ft. Lewis, Washington.

BRANCH'S GAME-BY-GAME RECEIVING

| 2002 | Opponent | No | Yds | Avg | LG | TD | 2003 | Opponent | No | Yds | Avg | LG | TD |
|-----------------------|------------------|--------------------|------------|-------------|------------|-----------|-----------------------|-----------------|-----------|------------|-------------|------------|-----------|
| 09/09 | Pittsburgh | 6 | 83 | 13.8 | 22t | 1 | 09/07 | at Buffalo | 1 | 8 | 8.0 | 8 | 0 |
| 09/15 | at N.Y. Jets | 3 | 65 | 21.7 | 49t | 1 | 09/14 | at Philadelphia | 6 | 89 | 14.8 | 26t | 1 |
| 09/22 | Kansas City | 6 | 33 | 5.5 | 11 | 0 | 09/21 | N.Y. Jets | 2 | 25 | 12.5 | 16 | 0 |
| 09/29 | at San Diego | 13 | 128 | 9.8 | 18 | 0 | 09/28 | at Washington | 3 | 38 | 12.7 | 17 | 0 |
| 10/05 | at Miami | 4 | 61 | 15.3 | 24 | 0 | 10/05 | Tennessee | 5 | 68 | 13.6 | 23 | 0 |
| 10/13 | Green Bay | 5 | 38 | 7.6 | 18 | 0 | 10/12 | N.Y. Giants | Inactive | | | | |
| 10/21 | Bye Week | | | | | | 10/19 | at Miami | 6 | 62 | 10.3 | 20 | 0 |
| 10/27 | Denver | 0 | 0 | 0.0 | 0 | 0 | 10/26 | Cleveland | 3 | 30 | 10. | 16 | 0 |
| 11/03 | at Buffalo | 0 | 0 | 0.0 | 0 | 0 | 11/03 | at Denver | 3 | 107 | 35.7 | 66t | 1 |
| 11/10 | at Chicago | 1 | 9 | 9.0 | 9 | 0 | 11/09 | Bye Week | | | | | |
| 11/17 | at Oakland | 3 | 11 | 3.7 | 6 | 0 | 11/16 | Dallas | 2 | 69 | 34.5 | 46 | 0 |
| 11/24 | Minnesota | 1 | 20 | 20.0 | 20 | 0 | 11/23 | at Houston | 5 | 52 | 10.4 | 19 | 0 |
| 11/28 | at Detroit | 0 | 0 | 0.0 | 0 | 0 | 11/30 | at Indianapolis | 6 | 64 | 10.7 | 14 | 1 |
| 12/08 | Buffalo | 1 | 41 | 41.0 | 41 | 0 | 12/07 | Miami | 6 | 93 | 15.5 | 25 | 0 |
| 12/16 | at Tennessee | Inactive | | | | | 12/14 | Jacksonville | 1 | 16 | 16.0 | 16 | 0 |
| 12/22 | N.Y. Jets | Inactive | | | | | 12/20 | at N.Y. Jets | 2 | 24 | 12.0 | 18 | 0 |
| 12/29 | Miami | Inactive | | | | | 12/27 | Buffalo | 6 | 58 | 9.7 | 30 | 0 |
| TOTALS (13/7) | | 43 | 489 | 11.4 | 49t | 2 | TOTALS (15/11) | | 57 | 803 | 14.1 | 66t | 3 |
| 2004 | Opponent | No | Yds | Avg | LG | TD | 01/10 | Tennessee | 3 | 10 | 3.3 | 6 | 0 |
| 09/09 | Indianapolis | 7 | 86 | 12.3 | 21 | 1 | 01/18 | Indianapolis | 2 | 23 | 11.5 | 14 | 0 |
| 09/19 | at Arizona | 1 | 7 | 7.0 | 7 | 0 | 02/01 | Carolina | 10 | 143 | 14.3 | 52 | 1 |
| 09/26 | Bye Week | | | | | | PLAYOFFS (3/3) | | 15 | 176 | 11.7 | 52 | 1 |
| 10/03 | at Buffalo | Inactive | | | | | 2005 | Opponent | No | Yds | Avg | LG | TD |
| 10/10 | Miami | Inactive | | | | | 09/08 | Oakland | 7 | 99 | 14.1 | 29 | 1 |
| 10/17 | Seattle | Inactive | | | | | 09/18 | at Carolina | 8 | 60 | 7.5 | 17 | 0 |
| 10/24 | N.Y. Jets | Inactive | | | | | 09/25 | at Pittsburgh | 6 | 78 | 13.0 | 22 | 0 |
| 10/31 | at Pittsburgh | Inactive | | | | | 10/02 | San Diego | 1 | 6 | 6.0 | 6 | 0 |
| 11/07 | at St. Louis | Inactive | | | | | 10/09 | at Atlanta | 8 | 107 | 13.4 | 51 | 0 |
| 11/14 | Buffalo | Inactive | | | | | 10/16 | at Denver | 7 | 87 | 12.4 | 19 | 0 |
| 11/22 | at Kansas City | 6 | 105 | 17.5 | 26t | 1 | 10/23 | Bye Week | | | | | |
| 11/28 | Baltimore | 4 | 51 | 12.8 | 15 | 0 | 10/30 | Buffalo | 3 | 92 | 30.7 | 37 | 1 |
| 12/05 | at Cleveland | 1 | 13 | 13.0 | 13 | 0 | 11/07 | Indianapolis | 5 | 58 | 11.6 | 17 | 1 |
| 12/12 | Cincinnati | 3 | 44 | 14.7 | 23 | 0 | 11/13 | at Miami | 5 | 82 | 16.4 | 30 | 0 |
| 12/20 | at Miami | 3 | 44 | 14.7 | 23 | 0 | 11/20 | New Orleans | 5 | 38 | 7.6 | 11 | 1 |
| 12/26 | at N.Y. Jets | 7 | 82 | 11.7 | 21 | 1 | 11/27 | at Kansas City | 5 | 49 | 9.8 | 20 | 0 |
| 01/02 | San Francisco | 3 | 22 | 7.3 | 8t | 1 | 12/04 | N.Y. Jets | 5 | 44 | 8.8 | 13 | 0 |
| TOTALS (9/9) | | 35 | 454 | 13.0 | 26t | 4 | 12/11 | at Buffalo | 5 | 83 | 16.6 | 28 | 0 |
| 01/16 | Indianapolis | 1 | 15 | 15.0 | 15 | 0 | 12/17 | Tampa Bay | 2 | 27 | 13.5 | 19 | 0 |
| 01/23 | at Pittsburgh | 4 | 116 | 29.0 | 60 | 1 | 12/26 | at N.Y. Jets | 4 | 69 | 17.3 | 22 | 0 |
| 02/06 | Philadelphia | 11 | 133 | 12.1 | 27 | 0 | 01/01 | Miami | 2 | 19 | 9.5 | 11t | 1 |
| PLAYOFFS (3/3) | | 16 | 264 | 16.5 | 60 | 1 | TOTALS (16/15) | | 78 | 998 | 12.8 | 51 | 5 |
| 2006 | Opponent | No | Yds | Avg | LG | TD | 01/07 | Jacksonville | 2 | 36 | 18.0 | 20 | 0 |
| 09/10 | at Detroit | Reserve list w/ NE | | | | | 01/14 | at Denver | 8 | 153 | 19.1 | 73 | 0 |
| 09/17 | Arizona | Exempt list w/ SEA | | | | | PLAYOFFS (2/2) | | 10 | 189 | 18.9 | 73 | 0 |
| 09/24 | N.Y. Giants | 2 | 23 | 11.5 | 15 | 0 | | | | | | | |
| 10/01 | at Chicago | 3 | 57 | 19.0 | 31 | 0 | | | | | | | |
| 10/08 | Bye Week | | | | | | | | | | | | |
| 10/15 | at St. Louis | 6 | 76 | 12.7 | 19t | 2 | | | | | | | |
| 10/22 | Minnesota | 4 | 60 | 15.0 | 23 | 0 | | | | | | | |
| 10/29 | at Kansas City | 2 | 45 | 22.5 | 26 | 0 | | | | | | | |
| 11/06 | Oakland | 4 | 61 | 15.3 | 22t | 1 | | | | | | | |
| 11/12 | St. Louis | 3 | 22 | 7.3 | 11 | 0 | | | | | | | |
| 11/19 | at San Francisco | 7 | 113 | 16.1 | 38t | 1 | | | | | | | |
| 11/27 | Green Bay | 4 | 38 | 9.5 | 17 | 0 | | | | | | | |
| 12/03 | at Denver | 3 | 23 | 7.7 | 10 | 0 | | | | | | | |
| 12/10 | at Arizona | 3 | 54 | 18.0 | 20 | 0 | | | | | | | |
| 12/14 | San Francisco | 4 | 54 | 13.5 | 21 | 0 | | | | | | | |
| 12/24 | San Diego | 5 | 61 | 12.2 | 17 | 0 | | | | | | | |
| 12/31 | at Tampa Bay | 3 | 38 | 12.7 | 16 | 0 | | | | | | | |
| TOTALS (14/13) | | 53 | 725 | 13.7 | 38t | 4 | | | | | | | |
| 01/06 | Dallas | 4 | 48 | 12.0 | 27 | 0 | | | | | | | |
| 01/14 | at Chicago | 4 | 48 | 12.0 | 24 | 0 | | | | | | | |
| PLAYOFFS (2/2) | | 8 | 96 | 12.0 | 27 | 0 | | | | | | | |

JOSH BROWN

Kicker 6-0 212
 Nebraska
 5th NFL Season
 5th Seahawks Season
 7th Round (A) 2003
 2006 Games/Starts: 16/0
 Career Games/Starts: 64/0
 April 29, 1979
 Foyil, Oklahoma

3

2006: Tied an NFL record (Ryan Longwell, 2004) with four game-winning field goals in the final minute of regulation or overtime. Was named NFC Special Teams Player of the Week twice (Week 6 at St. Louis, Week 12 vs. Green Bay) and was an NFC Pro Bowl alternate. Set club record with fourth-consecutive 100-point season (2003-06). Totaled 111 points connecting on 25 of 31 (.806) field goal attempts. Game winners: [42 at Detroit (9/10), 54 at St. Louis (10/15), 38 vs. St. Louis (11/12), 50 at Denver (12/3)]. At the time, the 54-yard game winner at St. Louis tied for the third-longest in NFL history; however, Tampa Bay's Matt Bryant (62) and Tennessee's Rob Bironas (60) surpassed the distance later in 2006. Connected on three of four attempts at St. Louis (10/5), including two 49 yarders and the game-winner from 54 yards. Was perfect and tied a career high with four field goals versus Green Bay (11/27) on a snow-covered turf at Qwest Field. The following week in freezing temperatures at Denver (12/3) connected on three of five field goals including the game winner from 50 yards, his 10th career field goal from 50 or more yards, tying Norm Johnson's franchise record. Was a perfect three of three in the postseason and connected on all four PATs.

PRO: Selected with the eighth pick in the seventh round (222nd overall) by the Seahawks in the 2003 Draft. The selection marked only the third time the Seahawks have chosen a kicker in the draft. Has six-career game-winning field goals (final minute of regulation or overtime) and has all six in the last 22 games. **2003:** Set Seahawks rookie scoring record with 114 points (John Kasay, 102 in 1991) and totaled second-highest total in club history (Todd Peterson, 134 in 1999). Led all NFL rookie kickers in scoring and finished fourth in NFC (8th NFL) overall. Connected on 22 of 30 field-goal attempts (.733) and was perfect on all 48 extra point tries. Set franchise record with 58-yard field goal at Green Bay (10/5). Was ninth-longest in NFL history and second longest by a rookie behind 59 yarders by Tony Franklin (11/12/79 vs. Dallas) and Pete Stoyanovich (11/12/89 vs. N.Y. Jets).

Previous Seahawks record was a 55-yard kick by Kasay (1/2/94 at Kansas City). Opened season and career with at least one field goal in nine consecutive games that included a season and career-high three field goals versus Pittsburgh (11/2). **2004:** Connected on a career-high 23 field goals in 25 attempts, and set club record for highest field-goal percentage in a season (.920). Field-goal percentage led the NFC (2nd NFL) among kickers with at least five attempts and finished third in the NFC with 109 points. Tied Peterson's club record with 16 consecutive field goals made. Was pressed into punting duty late versus St. Louis (10/10) when Tom Rouen (hamstring) was forced to leave. Booted a 35-yarder on first-career punt. Converted a career-high four field goals on career-high four attempts at New England (10/17). Converted a season-long 54-yard field goal at Arizona (10/24). Tied career high with four field goals at St. Louis (11/14). Made 16th consecutive field goal (21 yards) versus Dallas (12/6), tying Peterson's record. Record-tying streak ended with first attempt at Minnesota (12/12). Connected on both field-goal attempts (47, 30) in playoff game versus St. Louis (1/8/05). **2005:** Connected on 18 of 25 field-goal attempts and finished fifth in the NFC in kicker scoring with 110 points. Attempted a club-record eight field goals of 50 or more yards and tied Johnson's 1986 club record connecting on five. Became the only kicker in club history to make two field goals of 50 or more yards in the same game twice in a season. Also had first two game-winning kicks of career. Did not have a field-goal attempt until week three versus Arizona (9/25) making all three attempts. Made a 53-yarder at Washington (10/2) before missing two others, including a 47-yarder that hit the left upright as time expired. Earned NFC Special Teams Player of the Week versus Dallas (10/23) after kicking a 55-yarder, second-longest of his career, and the game-winning 50-yarder as time expired. Had PAT blocked at Arizona (11/6) for first miss of career. Hit second game-winning kick of season versus the N.Y. Giants (11/27) from 36 yards with 2:45 remaining in

BROWN'S GAME WINNERS

| Distance | Opponent | Date | Time |
|----------|---------------|----------|-----------|
| 50 | Dallas | 10/23/05 | 0:00 |
| 36 | N.Y. Giants | 11/27/05 | 2:45 - OT |
| 42 | at Detroit | 9/10/06 | 0:00 |
| 54 | at St. Louis | 10/15/06 | 0:00 |
| 38 | vs. St. Louis | 11/12/06 | 0:09 |
| 50 | at Denver | 12/3/06 | 0:05 |

overtime. Against San Francisco (12/11), attempted three 50-plus yard field goals connecting on two (52, 50). Voted as a Pro Bowl alternate. Made five of eight field goals in the postseason and all seven PATs.

HONORS: 2003, *Pro Football Weekly All-Rookie Team*. 2007, *NFC Special Teams Player of the Week* (6,12), *Pro Football Weekly Golden Toe Award*.

COLLEGE: Finished third on Nebraska's all-time scoring list with 315 points, topped only by Kris Brown (388, 1995-98) and Eric Crouch (368 points, 1998-01). As a senior, All-Big 12

Conference first-team selection by the league's coaches and the *Kansas City Star*, adding second-team honors from the *Associated Press* after leading the team in scoring with 88 points, connecting on 14 of 18 field goals (77.8%) and all 46 extra-point attempts. Named Big 12 Special Teams Player of the Week versus Arizona State. Appeared in 10 games as a junior scoring 64 points (third on the team), making 10 of 14 field goals and 34 of 37 extra-point attempts. Had a pair of conversions versus Miami in the Rose Bowl. Scored 75 points during sophomore season and was successful on five of 10 field goals and set a school record with 60 consecutive extra points. Booted a 51-yarder and set an NCAA bowl record as he connected on all nine extra-point attempts versus Northwestern in the Alamo Bowl. Took over placekicking chores freshman year, connecting on 14 of 20 field goals and 46 of 47 extra points as he scored 88 points. Redshirted as a freshman.

PERSONAL: Attended Foyil (Okla.) High. Played running back, safety, and served as the team's punter and placekicker. Also returned punts and kickoffs. Hit on eight of 16 field-goal

BROWN'S NFL RECORD

Kicking

| Club | G/S | PAT-Att | FG-Att | 1-19 | 20-29 | 30-39 | 40-49 | 50+ | FG% | LG | Pts |
|--------------|------|---------|--------|------|-------|-------|-------|-----|------|----|-----|
| 2003 Seattle | 16/0 | 48-48 | 22-30 | 0-0 | 5-5 | 10-11 | 6-11 | 1-3 | 73.3 | 58 | 114 |
| 2004 Seattle | 16/0 | 40-40 | 23-25 | 1-1 | 7-7 | 8-9 | 6-7 | 1-1 | 92.0 | 54 | 109 |
| 2005 Seattle | 16/0 | 56-57 | 18-25 | 0-0 | 5-5 | 4-5 | 4-7 | 5-8 | 72.0 | 55 | 110 |
| 2006 Seattle | 16/0 | 36-36 | 25-31 | 0-0 | 10-10 | 5-7 | 7-9 | 3-5 | 80.6 | 54 | 111 |

| | | | | | | | | | | | |
|-------------------|-------------|----------------|---------------|------------|--------------|--------------|--------------|--------------|-------------|-----------|------------|
| NFL TOTALS | 64/0 | 180-181 | 88-111 | 1-1 | 27-27 | 27-32 | 23-34 | 10-17 | 79.2 | 58 | 444 |
|-------------------|-------------|----------------|---------------|------------|--------------|--------------|--------------|--------------|-------------|-----------|------------|

Miscellaneous

| Club | Indoors | In % | Outdoors | Out % | Home | Home % | Road | Road % |
|--------------|---------|-------|----------|-------|-------|--------|-------|--------|
| 2003 Seattle | 2-4 | 50.0 | 20-26 | 76.9 | 11-14 | 78.6 | 11-16 | 68.8 |
| 2004 Seattle | 6-7 | 85.7 | 17-18 | 94.4 | 11-12 | 91.7 | 12-13 | 92.3 |
| 2005 Seattle | 3-3 | 100.0 | 15-22 | 68.2 | 9-11 | 81.8 | 9-14 | 64.3 |
| 2006 Seattle | 6-9 | 66.7 | 19-22 | 86.4 | 11-12 | 91.7 | 14-19 | 73.7 |

| | | | | | | | | |
|-------------------|--------------|-------------|--------------|-------------|--------------|-------------|--------------|-------------|
| NFL TOTALS | 17-23 | 73.9 | 71-88 | 80.7 | 42-49 | 85.7 | 46-62 | 74.2 |
|-------------------|--------------|-------------|--------------|-------------|--------------|-------------|--------------|-------------|

POSTSEASON

Kicking

| Club | G/S | PAT-Att | FG-Att | 1-19 | 20-29 | 30-39 | 40-49 | 50+ | FG% | LG | Pts |
|--------------|-----|---------|--------|------|-------|-------|-------|-----|-------|----|-----|
| 2003 Seattle | 1/0 | 3-3 | 2-2 | 0-0 | 0-0 | 2-2 | 0-0 | 0-0 | 100.0 | 35 | 9 |
| 2004 Seattle | 1/0 | 2-2 | 2-2 | 0-0 | 0-0 | 1-1 | 1-1 | 0-0 | 100.0 | 47 | 8 |
| 2005 Seattle | 3/0 | 7-7 | 5-8 | 0-0 | 1-1 | 3-3 | 1-2 | 0-2 | 62.5 | 47 | 22 |
| 2006 Seattle | 2/0 | 4-4 | 3-3 | 0-0 | 1-1 | 1-1 | 1-1 | 0-0 | 100.0 | 40 | 13 |

| | | | | | | | | | | | |
|-------------------|------------|--------------|--------------|------------|------------|------------|------------|------------|-------------|-----------|-----------|
| NFL TOTALS | 7/0 | 16-16 | 12-15 | 0-0 | 2-2 | 7-7 | 3-4 | 0-2 | 80.0 | 47 | 52 |
|-------------------|------------|--------------|--------------|------------|------------|------------|------------|------------|-------------|-----------|-----------|

Miscellaneous

| Club | Indoors | In % | Outdoors | Out % | Home | Home % | Road | Road % |
|--------------|---------|------|----------|-------|------|--------|------|--------|
| 2003 Seattle | 0-0 | 0.0 | 2-2 | 100.0 | 0-0 | 0.0 | 2-2 | 100.0 |
| 2004 Seattle | 0-0 | 0.0 | 2-2 | 100.0 | 2-2 | 100.0 | 0-0 | 0.0 |
| 2005 Seattle | 1-3 | 33.3 | 4-5 | 80.0 | 4-5 | 80.0 | 1-3 | 33.3 |
| 2006 Seattle | 0-0 | 0.0 | 3-3 | 100.0 | 2-2 | 100.0 | 1-1 | 100.0 |

| | | | | | | | | |
|-------------------|------------|-------------|--------------|-------------|------------|-------------|------------|-------------|
| NFL TOTALS | 1-3 | 33.3 | 11-12 | 91.7 | 8-9 | 88.9 | 4-6 | 66.7 |
|-------------------|------------|-------------|--------------|-------------|------------|-------------|------------|-------------|

attempts, with a career-long 61-yarder in the state playoffs in 1996. As a running back, he rushed for 1,891 yards and 51 touchdowns, playing eight-man football. Totaled 9,136 career all-purpose yards and 122 career touchdowns.

As a senior, he earned first-team All-State honors. Four-year letterman in both football and track and earned three basketball letters. Two-time Class A state champion in the high jump, clearing a career-best of 6-8 at the state meet in

BROWN'S SINGLE-GAME HIGHS

Most FGs Att.: 5, 2 Times, Last at Denver (12/3/06)

Longest FG Att.: 58, at Green Bay (10/5/03)

Longest FG Made: 58, at Green Bay (10/5/03)

Most PATs Made: 6, 4 Times, Last vs. N.Y. Giants (9/24/06)

Most FGs Made: 4, 3 Times, Last vs. Green Bay (11/27/06)

Most PATs Att.: 6, 4 Times, Last vs. N.Y. Giants (9/24/06)

ADDITIONAL STATS

Special Team Tackles: 2003 (4), 2004 (2), 2005 (3), 2006(2); **Career:** 11.
Has punted 4 times for 104 yards (35 long).



NATE BURLESON

Wide Receiver 6-0 198
Nevada
5th NFL Season
2nd Seahawks Season
Restricted FA (Minnesota) 2006
2006 Games/Starts: 16/7
Career Games/Starts: 60/40
August 19, 1981
Seattle, Washington

81

2006: Saw action at wide receiver in all 16 games with seven starts totaling 192 yards and two touchdowns on 18 receptions. Touchdowns came versus N.Y. Giants (9/24) and at Arizona (12/10). Gave Seattle a spark on special teams taking over punt return duties versus Oakland (11/6) and kickoff returns versus Green Bay (11/27) and was named the NFC's Pro Bowl alternate returner. Averaged 9.5 yards on 34 punt returns including a 90-yard touchdown return versus St. Louis (11/12). Score put Seattle up 21-16 in the fourth quarter and the return was the second-longest in franchise history (Charlie Rogers, 94 at Pittsburgh, 9/26/99). Became one of six players in NFL history to have two or more punt returns of 90 or more yards in a career. Averaged 24.7 yards on 26 kickoff returns with a long of 50 at Arizona. Average was fourth-best in team history.

PRO: Acquired as a restricted free agent by the Seahawks March 31, 2006. Enjoyed a breakout season in his second year in the NFL in 2004, becoming only the ninth player in Vikings history to post a 1,000-yard season. Joined Randy Moss as the only players in team history to catch a touchdown pass and return a punt for a touchdown in the same game when he accomplished the feat at Indianapolis (11/8/04). Originally selected in the third round (71st over-

all) of the 2003 Draft by the Vikings, the highest receiver drafted by the Vikings since Moss in 1998. **2003:** Started first career game and scored first career touchdown on a 22-yard pass from Gus Frerotte versus San Francisco (9/28). Caught first career pass on a 6-yarder from Daunte Culpepper versus Chicago (9/14) on ESPN Sunday Night game. **2004:** Played in all 16 games with 15 starts and led the team with 1,006 yards receiving to give the Vikings a 1,000-yard receiver for the 12th straight season. Broke the 100-yard mark in four games and nine receiving touchdowns were the most by a Vikings wide receiver other than Moss since Cris Carter's nine in 2000. Posted the Vikings' first punt return for a touchdown since 1999 and the second-longest punt return in team history with a 91-yarder at Indianapolis (11/8) on Monday Night Football. Also had a touchdown catch in the game. Recorded career highs in receptions (11) and receiving yards (141) the following week at Green Bay (11/14). Notched first-career back-to-back 100-yard games with 134 yards at Detroit (12/19) and 110 yards versus Green Bay (12/24). Posted first-career multi-touchdown receiving game with two at Detroit (12/19). Recorded career-long touchdown reception with a 68-yarder versus Green Bay (12/24). Registered first career 100-

yard game at New Orleans (10/17) with 134 yards on six catches on Sunday Night Football. Caught first touchdown pass of the season at Houston (10/10). Caught four passes in each of the Vikings' playoff games, with four for 60 yards and a 19-yard touchdown at Green Bay (1/9/05) in the Wild Card Game and four catches for 50 yards at Philadelphia (1/16/05) in Divisional Playoff Game. **2005:** Bounced back from injuries to contribute in the final five games of the season. Lone score of the season came on a juggling 15-yard catch from Brad Johnson versus Detroit (11/6). Missed four games with injuries, inactive for games versus New Orleans (9/25), at Atlanta (10/2), at Chicago (10/16), and at Green Bay (11/21). Ended season on high note with season-best six catches for 66 yards versus Chicago (1/1/06). Season-long catch was 20-yarder versus Tampa Bay (9/11).

COLLEGE: Recorded 248 catches for 3,293 yards and 22 touchdowns during his three years at Nevada. Finished career second in

NCAA history for receptions in a single season with 138 in 2002. Finalist for the Biletnikoff Award, given annually to the nation's top wide receiver. Led the nation in receptions per game and receiving yards as a senior and was named first-team All-America by AFCA, All-WAC and team MVP. A second-team All-America by *The Sporting News* and *CNN/SI*. Finished career first in conference and school history in single-game receptions (19) and single-season receptions (138).

PERSONAL: Earned eight letters in football, basketball and track at O'Dea High School in Seattle. Named Seattle Athlete of the Year as a senior in 1999. Part of an athletically gifted family, started by father, Alvin, who played for the Calgary Stampeders of the CFL from 1976-81. Brother, Kevin, plays for the NBA's Charlotte Bobcats, the only brothers currently playing in the NFL and NBA. Born in Calgary during his father's playing days. Human development and family studies major. Married to wife Atoya. Couple has a son, Nathaniel II.

BURLESON'S SINGLE-GAME HIGHS

Most Receptions: 11, at Green Bay (11/14/04)

Longest Reception: 68t, vs. Green Bay (12/24/04)

Most Punt Returns: 5, 2 Times, Last vs. San Diego (12/24/06)

Most Kickoff Returns: 6, at Arizona (12/10/06)

Most Receiving Yards: 141, at Green Bay (11/14/04)

Most Touchdowns: 2, at Detroit (12/19/04)

Longest Punt Return: 91t, at Indianapolis (11/8/04)

Longest Kickoff Return: 50, at Arizona (12/10/06)

BURLESON'S NFL RECORD

| Receiving | | | | | | | Rushing | | | | |
|------------|-----------|-------|-----|-------|------|-----|---------|-----|-----|------|----|
| | Club | G/S | No | Yds | Avg | LG | TD | Att | Yds | Avg | TD |
| 2003 | Minnesota | 16/9 | 29 | 455 | 15.7 | 52 | 2 | 0 | 0 | 0.0 | 0 |
| 2004 | Minnesota | 16/15 | 68 | 1,006 | 14.8 | 68t | 9 | 6 | 49 | 8.2 | 0 |
| 2005 | Minnesota | 12/9 | 30 | 328 | 10.9 | 20 | 1 | 2 | -6 | -3.0 | 0 |
| 2006 | Seattle | 16/7 | 18 | 192 | 10.7 | 36 | 2 | 0 | 0 | 0.0 | 0 |
| NFL TOTALS | | 60/40 | 145 | 1,981 | 13.7 | 68t | 14 | 8 | 43 | 5.4 | 0 |

| Punt Returns | | | | | | Kickoff Returns | | | | |
|-------------------|-----------|------------|------------|------------|----------|-----------------|------------|-------------|-----------|----------|
| Club | No | Yds | Avg | LG | TD | No | Yds | Avg | LG | TD |
| 2003 Minnesota | 1 | 0 | 0.0 | 0 | 0 | 0 | 0 | 0.0 | 0 | 0 |
| 2004 Minnesota | 25 | 214 | 8.6 | 91t | 1 | 2 | 51 | 25.5 | 29 | 0 |
| 2005 Minnesota | 5 | 21 | 4.2 | 10 | 0 | 0 | 0 | 0.0 | 0 | 0 |
| 2006 Seattle | 34 | 322 | 9.5 | 90t | 1 | 26 | 643 | 24.7 | 50 | 0 |
| NFL TOTALS | 65 | 557 | 8.6 | 91t | 2 | 28 | 694 | 24.8 | 50 | 0 |

POSTSEASON

| Receiving | | | | | | Rushing | | | | |
|-------------------|------------|----------|------------|-------------|-----------|----------|----------|----------|------------|----------|
| Club | G/S | No | Yds | Avg | LG | TD | Att | Yds | Avg | TD |
| 2004 Minnesota | 2/2 | 8 | 110 | 13.8 | 29 | 1 | 0 | 0 | 0.0 | 0 |
| 2006 Seattle | 2/0 | 1 | 16 | 16.0 | 16t | 1 | 0 | 0 | 0.0 | 0 |
| NFL TOTALS | 4/2 | 9 | 126 | 14.0 | 29 | 2 | 0 | 0 | 0.0 | 0 |

| Punt Returns | | | | | | Kickoff Returns | | | | |
|-------------------|----------|-----------|------------|-----------|----------|-----------------|------------|-------------|-----------|----------|
| Club | No | Yds | Avg | LG | TD | No | Yds | Avg | LG | TD |
| 2004 Minnesota | 0 | 0 | 0.0 | 0 | 0 | 0 | 0 | 0.0 | 0 | 0 |
| 2006 Seattle | 6 | 15 | 2.5 | 13 | 0 | 11 | 277 | 25.2 | 41 | 0 |
| NFL TOTALS | 6 | 15 | 2.5 | 13 | 0 | 11 | 277 | 25.2 | 41 | 0 |


BURLESON'S GAME-BY-GAME RECEIVING

| 2003 | Opponent | No | Yds | Avg | LG | TD | 2004 | Opponent | No | Yds | Avg | LG | TD |
|----------------------|---------------|-----------|------------|-------------|-----------|----------|-----------------------|-----------------|-----------|--------------|-------------|------------|----------|
| 09/07 | at Green Bay | 0 | 0 | 0.0 | 0 | 0 | 09/12 | Dallas | 3 | 34 | 11.3 | 19 | 0 |
| 09/14 | Chicago | 1 | 6 | 6.0 | 6 | 0 | 09/20 | at Philadelphia | 5 | 67 | 13.4 | 20 | 0 |
| 09/21 | at Detroit | 1 | 29 | 29.0 | 29 | 0 | 09/26 | Chicago | 2 | 71 | 35.5 | 63 | 0 |
| 09/28 | San Francisco | 3 | 54 | 18.0 | 24 | 1 | 10/03 | Bye | | | | | |
| 10/05 | at Atlanta | 3 | 71 | 23.7 | 52 | 0 | 10/10 | at Houston | 3 | 16 | 5.3 | 7 | 1 |
| 10/12 | Bye | | | | | | 10/17 | at New Orleans | 6 | 134 | 22.3 | 36 | 0 |
| 10/19 | Denver | 0 | 0 | 0.0 | 0 | 0 | 10/24 | Tennessee | 6 | 53 | 8.8 | 17 | 0 |
| 10/26 | N.Y. Giants | 3 | 52 | 17.3 | 32 | 0 | 10/31 | N.Y. Giants | 6 | 43 | 7.2 | 15 | 1 |
| 11/02 | Green Bay | 3 | 51 | 17.0 | 24 | 0 | 11/08 | at Indianapolis | 1 | 8 | 8.0 | 8t | 1 |
| 11/09 | at San Diego | 1 | 19 | 19.0 | 19t | 1 | 11/14 | at Green Bay | 11 | 141 | 12.8 | 40 | 1 |
| 11/16 | at Oakland | 3 | 32 | 10.7 | 18 | 0 | 11/21 | Detroit | 5 | 52 | 10.4 | 16 | 1 |
| 11/23 | Detroit | 3 | 32 | 10.7 | 15 | 0 | 11/28 | Jacksonville | 2 | 21 | 10.5 | 15 | 0 |
| 11/30 | at St. Louis | 2 | 28 | 14.0 | 17 | 0 | 12/05 | at Chicago | 3 | 31 | 10.3 | 23 | 1 |
| 12/07 | Seattle | 0 | 0 | 0.0 | 0 | 0 | 12/12 | Seattle | 4 | 42 | 10.5 | 16 | 0 |
| 12/14 | at Chicago | 2 | 16 | 8.0 | 9 | 0 | 12/19 | at Detroit | 5 | 134 | 26.8 | 37t | 2 |
| 12/20 | Kansas City | 3 | 57 | 19.0 | 28 | 0 | 12/24 | Green Bay | 2 | 110 | 55.0 | 68t | 1 |
| 12/28 | at Arizona | 1 | 8 | 8.0 | 8 | 0 | 01/02 | at Washington | 4 | 49 | 12.3 | 17 | 0 |
| TOTALS (16/9) | | 29 | 455 | 15.7 | 52 | 2 | TOTALS (16/15) | | 68 | 1,006 | 14.8 | 68t | 9 |

| | | | | | | |
|-----------------------|-----------------|----------|------------|-------------|-----------|----------|
| 01/09 | at Green Bay | 4 | 60 | 15.0 | 29 | 1 |
| 01/16 | at Philadelphia | 4 | 50 | 12.5 | 28 | 0 |
| PLAYOFFS (2/2) | | 8 | 110 | 13.8 | 29 | 1 |

| 2005 | Opponent | No | Yds | Avg | LG | TD | 2006 | Opponent | No | Yds | Avg | LG | TD |
|----------------------|----------------|-----------|------------|-------------|-----------|----------|----------------------|------------------|-----------|------------|-------------|-----------|----------|
| 09/11 | Tampa Bay | 3 | 45 | 15.0 | 20 | 0 | 09/10 | at Detroit | 1 | 36 | 36.0 | 36 | 0 |
| 09/18 | at Cincinnati | 3 | 48 | 16.0 | 19 | 0 | 09/17 | Arizona | 1 | 7 | 7.0 | 7 | 0 |
| 09/25 | New Orleans | Inactive | | | | | 09/24 | N.Y. Giants | 4 | 42 | 10.5 | 15 | 1 |
| 10/02 | at Atlanta | Inactive | | | | | 10/01 | at Chicago | 1 | 19 | 19.0 | 19 | 0 |
| 10/09 | Bye | | | | | | 10/08 | Bye Week | | | | | |
| 10/16 | at Chicago | Inactive | | | | | 10/15 | at St. Louis | 0 | 0 | 0.0 | 0 | 0 |
| 10/23 | Green Bay | 3 | 37 | 12.3 | 16 | 0 | 10/22 | Minnesota | 0 | 0 | 0.0 | 0 | 0 |
| 10/30 | at Carolina | 1 | 6 | 6.0 | 6 | 0 | 10/29 | at Kansas City | 1 | 21 | 21.0 | 21 | 0 |
| 11/06 | Detroit | 2 | 16 | 8.0 | 15t | 1 | 11/06 | Oakland | 0 | 0 | 0.0 | 0 | 0 |
| 11/13 | at N.Y. Giants | 2 | 14 | 7.0 | 12 | 0 | 11/12 | St. Louis | 0 | 0 | 0.0 | 0 | 0 |
| 11/21 | at Green Bay | Inactive | | | | | 11/19 | at San Francisco | 1 | 5 | 5.0 | 5 | 0 |
| 11/27 | Cleveland | 0 | 0 | 0.0 | 0 | 0 | 11/27 | Green Bay | 3 | 17 | 5.7 | 7 | 0 |
| 12/04 | at Detroit | 2 | 26 | 13.0 | 15 | 0 | 12/03 | at Denver | 2 | 23 | 11.5 | 16 | 0 |
| 12/11 | St. Louis | 2 | 20 | 10.0 | 12 | 0 | 12/10 | at Arizona | 1 | 5 | 5.0 | 5t | 1 |
| 12/18 | Pittsburgh | 2 | 24 | 12.0 | 14 | 0 | 12/14 | San Francisco | 2 | 12 | 6.0 | 7 | 0 |
| 12/25 | at Baltimore | 4 | 26 | 6.5 | 11 | 0 | 12/24 | San Diego | 0 | 0 | 0.0 | 0 | 0 |
| 01/01 | Chicago | 6 | 66 | 11.0 | 15 | 0 | 12/31 | at Tampa Bay | 1 | 5 | 5.0 | 5 | 0 |
| TOTALS (12/9) | | 30 | 328 | 10.9 | 20 | 1 | TOTALS (16/7) | | 18 | 192 | 10.7 | 36 | 2 |

| | | | | | | |
|-----------------------|------------|----------|-----------|-------------|------------|----------|
| 01/06 | Dallas | 0 | 0 | 0.0 | 0 | 0 |
| 01/14 | at Chicago | 1 | 16 | 16.0 | 16t | 1 |
| PLAYOFFS (2/0) | | 1 | 16 | 16.0 | 16t | 1 |



After a decade of holding training camp in Eastern Washington, the Seahawks will return home to Kirkland in 2007 for camp. The Seahawks also trained at their home practice facility from 1986-96. The team will utilize the dorms and eating hall at Northwest University, adjacent to the team's complex.

From 1976-85, and from 1997-2006, the team traveled east of the Cascade Mountain Range to Eastern Washington University in Cheney, Washington.

MARQUIS COOPER

Linebacker 6-3 220
 Washington
 4th NFL Season
 2nd Seahawks Season
 Free Agent 2006
 2006 Games/Starts: 1/0
 Career Games/Starts: 27/0
 March 11, 1982
 Gilbert, Arizona

58

2006: Signed to the roster on December 12 and was inactive his first two weeks with the club. Made Seahawks debut on special teams in season finale at Tampa Bay (12/31) and posted a special teams tackle. Declared inactive versus Dallas (1/6/07) in the Wild Card game but played the following week at Chicago (1/14/07) and had a special teams stop.

PRO: Signed by Seattle on December 12, 2006. Drafted in the third round (79th overall) of the 2004 NFL Draft by the Buccaneers. **2004:** Appeared on special teams in 14 games (all but vs. Kansas City and at Atlanta). Led all Buccaneers rookies and ranked sixth on the team with 11 special teams stops. Played on special teams in NFL debut at Washington (9/12). Saw action on special teams against Seattle (9/19), registering one stop. Registered one special teams tackle against Denver (10/3). Had one special teams stop at New Orleans (10/10). Posted one special teams tackle against Chicago (10/24). Notched one special teams tackle against San Francisco (11/21) and at Carolina (11/28). Played sparingly at linebacker and saw action on special teams against Atlanta (12/5). Led team with a season-high three special teams tackles at San Diego (12/12). Notched one special teams tackle against New Orleans (12/19) and against Carolina (12/26). **2005:** Played in 12 contests (all but at New Orleans, at Carolina, at New England and vs. Atlanta). Also appeared in playoff game vs. Washington. Totaled two tackles and 16 special teams stops on the season. His 16 special teams tackles ranked sixth on the team. Saw action on special teams in season opener at Minnesota (9/11), totaling two special teams stops. Totaled two special teams stops against Detroit (10/2). Led the team with a career-high four special teams tackles at N.Y. Jets (10/9). Posted one special teams tackle vs. Miami (10/16) and at San Francisco (10/30). Notched two special teams tackles vs. Carolina (11/6). Made first-career defensive tackle at Atlanta (11/20), finishing the contest with two tackles. Also posted two special teams stops against the Falcons. Appeared on special teams

vs. Chicago (11/27) before leaving the contest with a chest strain. Had one special teams stop vs. New Orleans (1/1). Appeared on special teams in NFC Wild Card game vs. Washington (1/7), totaling two special teams tackles.

COLLEGE: Started at inside linebacker his last two seasons, leading the team in tackles both years. Started 23 of 46 games during his career. Recorded 230 tackles (149 solo) with seven sacks, three fumble recoveries, returning one for a touchdown, three forced fumbles, seven passes defended, three interceptions, including one that he returned for a score and also blocked a punt. Super Sleeper Team and All-Pac 10 Conference first-team selection by The NFL Draft Report in 2003. Started all 12 games at inside linebacker in his final season, leading the team with 89 tackles (62 solo). Finished the season with eight tackles for loss, four sacks and two interceptions, returning one for a touchdown. Added five passes defended and one forced fumble. All-Pac 10 Conference honorable mention selection in 2002. Started 11 of 13 games at inside linebacker as a junior. Played in all 12 games as the backup at inside linebacker in 2001.

PERSONAL: Attended Highland (Gilbert, Ariz.) High, playing football for coach Mike Reardon. Recorded 48 tackles (23 solo), five tackles for loss, five interceptions, and four forced fumbles in 1999, earning All-State honors at defensive back. All-Fiesta Region Conference first-team selection at defensive back in 1999. Named his conference's Defensive Player of the Year and was a *Prep Star* All-Western Region selection at linebacker as a junior. Regional Defensive Player of the Year at free safety as a sophomore. Member of *Prep Football Report's* All-West team. Also competed for Highland's track and basketball teams. Set a school record in the 400 meters (49.99), and has a personal best of 21.3 seconds in the 200 meters. Named his school's Defensive Player of the Year in basketball. Son of Bruce and Donna Cooper. Father is a sportscaster at KPNX in Phoenix. Majored in sociology.

COOPER'S NFL RECORD

| Club | G/S | Tackles | | | Sacks | | Interceptions | | | | | | | | |
|-------------------|-------------|----------|----------|----------|------------|------------|---------------|----------|------------|----------|----------|----------|----------|----------|----------|
| | | Tkl | So | Ast | QB | Yds | No | Yds | Avg | LG | TD | PD | FF | FR | Yds |
| 2004 Tampa Bay | 14/0 | 0 | 0 | 0 | 0.0 | 0.0 | 0 | 0 | 0.0 | 0 | 0 | 0 | 0 | 0 | 0 |
| 2005 Tampa Bay | 12/0 | 2 | 1 | 1 | 0.0 | 0.0 | 0 | 0 | 0.0 | 0 | 0 | 0 | 0 | 0 | 0 |
| 2006 Seattle | 1/0 | 0 | 0 | 0 | 0.0 | 0.0 | 0 | 0 | 0.0 | 0 | 0 | 0 | 0 | 0 | 0 |
| NFL TOTALS | 27/0 | 2 | 1 | 1 | 0.0 | 0.0 | 0 | 0 | 0.0 | 0 | 0 | 0 | 0 | 0 | 0 |

POSTSEASON

| Club | G/S | Tackles | | | Sacks | | Interceptions | | | | | | | | |
|-------------------|------------|----------|----------|----------|------------|------------|---------------|----------|------------|----------|----------|----------|----------|----------|----------|
| | | Tkl | So | Ast | QB | Yds | No | Yds | Avg | LG | TD | PD | FF | FR | Yds |
| 2005 Tampa Bay | 1/0 | 0 | 0 | 0 | 0.0 | 0.0 | 0 | 0 | 0.0 | 0 | 0 | 0 | 0 | 0 | 0 |
| 2006 Seattle | 1/0 | 0 | 0 | 0 | 0.0 | 0.0 | 0 | 0 | 0.0 | 0 | 0 | 0 | 0 | 0 | 0 |
| NFL TOTALS | 2/0 | 0 | 0 | 0 | 0.0 | 0.0 | 0 | 0 | 0.0 | 0 | 0 | 0 | 0 | 0 | 0 |

COOPER'S SINGLE-GAME HIGHS

Tackles: 2, at Atlanta (11/20/05)

ADDITIONAL STATS

Special Team Tackles: 2004 (11), 2005 (16), 2006 (1); Career: 28

Postseason: 2005 (2), 2006 (1); Career: 3



CHUCK DARBY

Defensive Tackle 6-0 297
South Carolina State
7th NFL Season
3rd Seahawks Season
Unrestricted FA (Tampa Bay) 2005
2006 Games/Starts: 16/14
Career Games/Starts: 91/51
October 22, 1975
North, South Carolina

91

2006: Started 14 of 16 games played at defensive tackle notching a career high with 3.5 sacks. Posted 37 tackles, second-highest total of career. Sack total came within a three-game span. Had half of a sack versus Oakland (11/6), a single-game career-best 2.0 versus the St. Louis Rams (11/12), and another sack the following week at San Francisco (11/19). Started both playoff games and totaled five tackles and a fumble recovery.

PRO: Joined the Seahawks as an unrestricted free agent March 21, 2005, after spending first four NFL seasons with the Tampa Bay Buccaneers. Has played in 91 career games with 51 starts and has logged 176 career tackles and 11.5 sacks. Was originally an undrafted free agent in 2000 by the Buccaneers and earned a spot on the practice squad. Played in NFL Europe for the Barcelona Dragons during the

2000 offseason before earning a place on the Buccaneers' roster in 2001. **2000:** Spent the season on the Buccaneers' practice squad after signing as an undrafted free agent. **2001:** Played in 13 games (all but at Cincinnati, vs. New Orleans, and vs. Baltimore). Totaled eight tackles, two sacks, and one fumble recovery. Backed up on the defensive line and contributed the first two tackles of his career at Tennessee (10/14). Posted two tackles and first-career sack against Minnesota (10/28). Notched two tackles, a sack, and one fumble recovery at Detroit (11/11). Was declared inactive against New Orleans (12/23) and Baltimore (12/29). Did not play in playoff game at Philadelphia (1/12/02). **2002:** Played in all 16 games with six starts at nose tackle. Started all three playoff games. Part of a defense that ranked first in the NFL in total defense and pass defense. Totaled

32 tackles, one forced fumble, one pass defended, and 1.5 sacks. Blocked a 55-yard field-goal attempt to help preserve shutout at Baltimore (9/15). Started first-career NFL game versus Minnesota (11/3) and recorded two tackles. Made first-career postseason start in the NFC Divisional Playoff Game versus San Francisco (1/12/03) and recorded three tackles. Notched two tackles in the NFC Championship Game at Philadelphia (1/19/03). Started at NT against Oakland (1/26/03) in Super Bowl XXXVII. **2003:** Played in all 16 games with one start (vs. Houston). Part of a defense that ranked fifth in the NFL, marking the seventh straight year the defense finished among the NFL's top 10. Finished season with 13 tackles, two sacks, two forced fumbles, and one fumble recovery. **2004:** Started all 16 games for first time in career and totaled a career-high 56 tackles. Totaled four tackles versus Seattle (9/19), while helping limit the Seahawks to 56 rushing yards. Part of a defensive effort that limited the 49ers' (11/21) offense to 26 total yards and two first downs in the first half. Had four tackles against Atlanta (12/5) helping the defense post its ninth shutout in franchise history and first of the season. Tied career high with six tackles at San Diego (12/12) and against New Orleans (12/19). **2005:** A key cog in a Seattle defense that finished fifth against the run and allowed just five rushing touchdowns all season. Started all 14 games played and collected 30 total tackles and 2.5 sacks. Recorded sacks at St.

Louis (10/9), versus Dallas (10/23), and a half sack at Arizona (11/6). Tied career high with six tackles versus Dallas. Missed final two games of the season (knee) versus Indianapolis (12/24) and at Green Bay (1/2/06), but returned to start all three postseason games totaling eight tackles and a sack.

COLLEGE: Four-year letterman at South Carolina State, where he holds the school record with 45.5 career sacks. Also finished with 258 career tackles, 55 tackles for losses, and seven fumble recoveries. Was named the Bulldogs' outstanding defensive lineman for three consecutive seasons (1995-97). Earned first-team All-MEAC honors junior and senior seasons. Played in all 12 games as a senior. Named the team's Co-Most Valuable Player after posting career-highs in tackles (103), sacks (22), tackles for losses (26), and fumble recoveries (four). Finished as the runner-up for the MEAC Defensive Player of the Year. Played in 10 games as a junior and posted 64 tackles, nine sacks, and 13 tackles for losses. Earned All-MEAC honorable mention as a sophomore after racking up 80 tackles, 12 sacks, and three fumble recoveries. Had 11 tackles and 2.5 sacks as a freshman. Majored in business.

PERSONAL: Married to Charlette, with two children, Charquise and Charniya. Is host of the Chartric Darby Football Camp in hometown of North, South Carolina. Earned all-state honors at North (SC) High School. Lettered in football all four seasons.

DARBY'S NFL RECORD

| Club | G/S | Tackles | | | Sacks | | Interceptions | | | | | | | | |
|----------------|-------|---------|-----|-----|-------|------|---------------|-----|-----|----|----|----|----|----|-----|
| | | Tkl | So | Ast | QB | Yds | No | Yds | Avg | LG | TD | PD | FF | FR | Yds |
| 2001 Tampa Bay | 13/0 | 8 | 5 | 3 | 2.0 | 11.0 | 0 | 0 | 0.0 | 0 | 0 | 0 | 0 | 1 | 0 |
| 2002 Tampa Bay | 16/6 | 32 | 20 | 12 | 1.5 | 10.0 | 0 | 0 | 0.0 | 0 | 0 | 1 | 1 | 0 | 0 |
| 2003 Tampa Bay | 16/1 | 13 | 5 | 8 | 2.0 | 10.0 | 0 | 0 | 0.0 | 0 | 0 | 0 | 1 | 2 | 0 |
| 2004 Tampa Bay | 16/16 | 56 | 30 | 26 | 0.0 | 0.0 | 0 | 0 | 0.0 | 0 | 0 | 0 | 0 | 1 | 0 |
| 2005 Seattle | 14/14 | 30 | 19 | 11 | 2.5 | 17.5 | 0 | 0 | 0.0 | 0 | 0 | 0 | 0 | 0 | 0 |
| 2006 Seattle | 16/14 | 37 | 28 | 9 | 3.5 | 32.0 | 0 | 0 | 0.0 | 0 | 0 | 0 | 0 | 0 | 0 |
| NFL TOTALS | 91/51 | 176 | 107 | 69 | 11.5 | 80.5 | 0 | 0 | 0.0 | 0 | 0 | 1 | 2 | 4 | 0 |

POSTSEASON

| Club | G/S | Tackles | | | Sacks | | Interceptions | | | | | | | | |
|----------------|-----|---------|----|-----|-------|-----|---------------|-----|-----|----|----|----|----|----|-----|
| | | Tkl | So | Ast | QB | Yds | No | Yds | Avg | LG | TD | PD | FF | FR | Yds |
| 2001 Tampa Bay | 0/0 | 0 | 0 | 0 | 0.0 | 0.0 | 0 | 0 | 0.0 | 0 | 0 | 0 | 0 | 0 | 0 |
| 2002 Tampa Bay | 3/3 | 5 | 5 | 0 | 0.0 | 0.0 | 0 | 0 | 0.0 | 0 | 0 | 0 | 0 | 0 | 0 |
| 2005 Seattle | 3/3 | 8 | 6 | 2 | 1.0 | 8.0 | 0 | 0 | 0.0 | 0 | 0 | 0 | 0 | 0 | 0 |
| 2006 Seattle | 2/2 | 5 | 4 | 1 | 0.0 | 0.0 | 0 | 0 | 0.0 | 0 | 0 | 0 | 0 | 1 | 0 |
| NFL TOTALS | 8/8 | 18 | 15 | 3 | 1.0 | 8.0 | 0 | 0 | 0.0 | 0 | 0 | 0 | 0 | 1 | 0 |

DARBY'S SINGLE-GAME HIGHS

Tackles: 6, 4 Times, Last vs. Dallas (10/23/05)

Interceptions: None

Fumble Recoveries: 1, 4 Times, Last at San Francisco (11/21/04)

Sacks: 2.0, vs. St. Louis (11/12/06)

Forced Fumbles: 1, 2 Times, Last at Phil. (9/8/03)

RUSSELL DAVIS

Defensive Tackle 6-4 315
North Carolina
9th NFL Season
2nd Seahawks Season
Unrestricted FA (Arizona) 2006
2006 Games/Starts: 13/0
Career Games/Starts: 104/83
March 28, 1975
Fayetteville, North Carolina

95

2006: Played in 13 games and finished the season with 30 tackles and a career-high 3.0 sacks and fumble recovery. Was inactive (foot) the first three weeks of the season before playing in his first game in a Seahawks uniform at Chicago (10/1) where he posted four tackles and a sack. Registered a season-high six tackles and another sack at Denver (12/3). Played in both playoff games totaling five tackles.

PRO: Signed with the Seahawks March 24, 2006, as an unrestricted free agent. Spent the last six seasons with the Arizona Cardinals where he started 75 of 80 games totaling 310 tackles and 6.5 sacks. Davis started the first three games of 2005, before being placed on injured reserve after suffering a biceps injury versus the Seahawks September 25. Davis was originally a second-round draft choice in the 1999 NFL Draft by the Chicago Bears where he played one season. **1999:** Earned all-rookie honors from *Pro Football Weekly*, *Football News*, and *Football Digest* with 21 tackles and 2.0 sacks while with the Bears. Was the only rookie to start for the Bears in the season opener. Opened at defensive end for the first eight games and played in 11 games overall. First-

career sack came on Elvis Grbac versus Kansas City (9/12). **2000:** Acquired by Arizona via waivers from Chicago on final roster cutdown. Inactive for the season opener, but started nine of final 10 games at defensive tackle, registering 50 tackles and a forced fumble. First start for Cardinals came at Dallas (10/22). **2001:** Started all 16 games for first time of career and registered career-best 72 tackles. Also notched 2.0 sacks. Led all defensive linemen in the opener versus Denver (9/23) with nine tackles. **2002:** Started all 16 games at left defensive tackle for second consecutive season. Totaled 58 tackles and 2.0 sacks with two passes defended. Shared team lead with a career-high 11 tackles and helped limit Lamar Smith, the NFC's leading rusher, to 49 yards on 18 carries in 16-13 victory at Carolina (10/6). Recorded sacks versus Dallas (10/20) and versus Seattle (11/10). **2003:** Started the first nine and final six games of the season at defensive tackle. Was inactive at Cleveland (11/16) while recuperating from flu virus. Returned from illness the following week and recorded three tackles and a sack versus St. Louis (11/23). **2004:** Started every game at nose tackle and recorded a

DAVIS' NFL RECORD

| Club | G/S | Tkl | Tackles | | Sacks | | Interceptions | | | | | PD | FF | FR | Yds |
|-------------------|---------------|------------|------------|------------|-------------|-------------|---------------|----------|------------|----------|----------|----------|----------|----------|----------|
| | | | So | Ast | QB | Yds | No | Yds | Avg | LG | TD | | | | |
| 1999 Chicago | 11/8 | 21 | 8 | 13 | 2.0 | 11.0 | 0 | 0 | 0.0 | 0 | 0 | 0 | 0 | 0 | 0 |
| 2000 Arizona | 14/9 | 50 | 26 | 24 | 0.5 | 2.5 | 0 | 0 | 0.0 | 0 | 0 | 0 | 1 | 0 | 0 |
| 2001 Arizona | 16/16 | 72 | 45 | 27 | 2.0 | 17.0 | 0 | 0 | 0.0 | 0 | 0 | 0 | 0 | 0 | 0 |
| 2002 Arizona | 16/16 | 58 | 36 | 22 | 2.0 | 7.0 | 0 | 0 | 0.0 | 0 | 0 | 2 | 0 | 0 | 0 |
| 2003 Arizona | 15/15 | 36 | 23 | 13 | 1.0 | 9.0 | 0 | 0 | 0.0 | 0 | 0 | 2 | 1 | 1 | 0 |
| 2004 Arizona | 16/16 | 73 | 45 | 28 | 1.0 | 8.0 | 0 | 0 | 0.0 | 0 | 0 | 5 | 1 | 0 | 0 |
| 2005 Arizona | 3/3 | 8 | 5 | 3 | 0.0 | 0.0 | 0 | 0 | 0.0 | 0 | 0 | 0 | 0 | 0 | 0 |
| 2006 Seattle | 13/0 | 30 | 24 | 6 | 3.0 | 23.0 | 0 | 0 | 0.0 | 0 | 0 | 0 | 0 | 1 | 0 |
| NFL TOTALS | 104/83 | 348 | 212 | 136 | 11.5 | 77.5 | 0 | 0 | 0.0 | 0 | 0 | 9 | 3 | 2 | 0 |

POSTSEASON

| Club | G/S | Tkl | Tackles | | Sacks | | Interceptions | | | | | PD | FF | FR | Yds |
|-------------------|------------|----------|----------|----------|------------|------------|---------------|----------|------------|----------|----------|----------|----------|----------|----------|
| | | | So | Ast | QB | Yds | No | Yds | Avg | LG | TD | | | | |
| 2006 Seattle | 2/0 | 5 | 3 | 2 | 0.0 | 0.0 | 0 | 0 | 0.0 | 0 | 0 | 0 | 0 | 0 | 0 |
| NFL TOTALS | 2/0 | 5 | 3 | 2 | 0.0 | 0.0 | 0 | 0 | 0.0 | 0 | 0 | 0 | 0 | 0 | 0 |

career-high 73 total tackles. Recorded 300th career tackle versus St. Louis (12/19) finishing the game with two stops. Finished the season solid versus Tampa Bay (1/2) recording four tackles, one sack, and a forced fumble in the Cardinals win. **2005:** Started the first three games of the season before landing on injured reserve following a left biceps injury at Seattle (9/25). Placed on injured reserve September 28. Totaled eight tackles before suffering the injury.

COLLEGE: Started 22 games at North Carolina and finished Tar Heel career with 10.5 sacks. Part of a defensive line that included 1998 first-round draft choices Greg Ellis (Dallas) and

Vonnie Holliday (Green Bay). Was limited to two starts as a senior due to an ankle sprain, but finished the season with 36 tackles and two sacks. Started nine of 10 games as a junior collecting 60 tackles and three sacks after totaling 27 tackles and 2.5 sacks as a sophomore. Named squad's most outstanding freshman with 46 tackles and three sacks in eight starts.

PERSONAL: Full name is Russell Morgan Davis. Two-way all-North Carolina lineman at E.E. Smith High School in Fayetteville. He and wife, Ivana, have daughter Morgan Ivana (4/1/02) and son Russell Morgan II (12/30/03). Son shares same birthday as father's mother.

DAVIS' SINGLE-GAME HIGHS

Tackles: 11, at Carolina (10/6/02)

Forced Fumbles: 1, vs. Minnesota (12/28/03)

Sacks: 1, 11 Times, Last at Denver (12/3/06)

Fumble Recoveries: 1, 2 Times, Last at KC (10/29/06)



BOBBY ENGRAM

Wide Receiver 5-10 192
Penn State
12th NFL Season
7th Seahawks Season
Unrestricted FA (Chicago) 2001
2006 Games/Starts: 7/6
Career Games/Starts: 142/89
January 7, 1973
Camden, South Carolina

84

2006: Started six of seven games played. Was diagnosed with a thyroid condition which forced him to miss nine games in the middle of the season. Missed games 5-13 returning for the final three. Totaled 24 receptions for 290 yards and a touchdown. Lone touchdown came versus the N.Y. Giants (9/24). Started one post-season game and played in both recording seven catches for 120 yards. Averaged 22.0 yards on four catches for 88 yards versus Dallas (1/6/07).

PRO: Signed a one-year contract with Seahawks August 30, 2001, following five seasons with the Chicago Bears. Re-signed a one-year contract with Seattle February 28, 2002, before re-signing a multi-year contract March 7, 2003. Climbed into seventh on Chicago's all-time receptions list with 246 catches. Shattered career-high with team-leading 88 receptions in 1999, the second-highest single-season total in Bears history. Led Bears with 64 receptions in 1998. Moved into starting role in second year with Chicago. Best rookie season for a Bears'

wide receiver in catches, yards, and touchdowns since Willie Gault (1983). **1996:** Finished second on Bears in touchdowns with six behind Curtis Conway (seven). Caught 33 passes (fourth best on Bears) for 389 yards (third) as Bears third wide receiver. Returned 31 punts averaging 9.1 yards per attempt. His 19 fair catches were third-most in team history for a season. Led team with 23.2-yard average on 25 kickoff returns (580 yards). Started two games (at Detroit 9/22; at Tampa 12/22). Caught first NFL pass for 7 yards versus Dallas (9/2) in season opener. Had two catches for 11 yards and first NFL touchdown versus Minnesota (9/15) and fair caught six punts for a Bears single-game record. Had three catches for 39 yards in first career start at Detroit (9/22) while recording season highs with five punt returns for 52 yards. **1997:** Bears' leading receiver for first 10 weeks of season before suffering ankle injury, costing him five weeks. Finished fourth in receptions with 45 for 399 yards. Led team in catches in five of first seven games. Caught six

passes for 63 yards and a touchdown versus Minnesota (9/7). Caught eight passes for 63 yards and a touchdown in overtime win at Miami (10/27). Injured right ankle in second quarter at Minnesota (11/9). Missed weeks 11-15 and returned to starting lineup at Tampa Bay (12/21) and caught two passes for 12 yards.

1998: Led Bears' with 64 catches and 987 yards. Also led team with five touchdowns. Only Bear to catch a pass in every game. Eclipsed 100 yards receiving in three games.

Topped Bears with 74 yards receiving, including 54-yard touchdown catch, on four receptions at Pittsburgh (9/13). Led Chicago with 123 yards receiving and two touchdowns versus Minnesota (9/27). Totaled 142 yards, including career-long 79-yard touchdown catch at Arizona (10/11). Hauled in nine passes for 140 yards and a touchdown at Minnesota (12/6). **1999:** Played in all 16 games for the third time in his career, starting 14. Increased total receptions for fourth straight season, compiling career-

ENGRAM'S NFL RECORD

| | | Receiving | | | | | | Rushing | | | |
|------------|---------|-----------|-----|-------|------|-----|----|---------|-----|-----|----|
| | Club | G/S | No | Yds | Avg | LG | TD | Att | Yds | Avg | TD |
| 1996 | Chicago | 16/2 | 33 | 389 | 11.8 | 24 | 6 | 0 | 0 | 0.0 | 0 |
| 1997 | Chicago | 11/11 | 45 | 399 | 8.9 | 23 | 2 | 0 | 0 | 0.0 | 0 |
| 1998 | Chicago | 16/16 | 64 | 987 | 15.4 | 79t | 5 | 1 | 3 | 3.0 | 0 |
| 1999 | Chicago | 16/14 | 88 | 947 | 10.8 | 56 | 4 | 2 | 11 | 5.5 | 0 |
| 2000 | Chicago | 3/3 | 16 | 109 | 6.8 | 25 | 0 | 1 | 1 | 0.0 | 0 |
| 2001 | Seattle | 16/4 | 29 | 400 | 13.8 | 31 | 0 | 0 | 0 | 0.0 | 0 |
| 2002 | Seattle | 15/6 | 50 | 619 | 12.4 | 38 | 0 | 0 | 0 | 0.0 | 0 |
| 2003 | Seattle | 16/7 | 52 | 637 | 12.3 | 34t | 6 | 0 | 0 | 0.0 | 0 |
| 2004 | Seattle | 13/7 | 36 | 499 | 13.9 | 60 | 2 | 0 | 0 | 0.0 | 0 |
| 2005 | Seattle | 13/13 | 67 | 778 | 11.6 | 56 | 3 | 0 | 0 | 0 | 0 |
| 2006 | Seattle | 7/6 | 24 | 290 | 12.1 | 25 | 1 | 1 | 4 | 4.0 | 0 |
| NFL TOTALS | | 142/89 | 504 | 6,054 | 12.0 | 79t | 29 | 5 | 19 | 3.8 | 0 |

| Club | Punt Returns | | | | | Kickoff Returns | | | | |
|-------------------|--------------|--------------|-------------|------------|----------|-----------------|------------|-------------|-----------|----------|
| | No | Yds | Avg | LG | TD | No | Yds | Avg | LG | TD |
| 1996 Chicago | 31 | 282 | 9.1 | 34 | 0 | 25 | 580 | 23.2 | 45 | 0 |
| 1997 Chicago | 1 | 4 | 4.0 | 4 | 0 | 2 | 27 | 13.5 | 20 | 0 |
| 2001 Seattle | 6 | 96 | 16.0 | 27 | 0 | 1 | 6 | 6.0 | 6 | 0 |
| 2002 Seattle | 21 | 224 | 10.7 | 61t | 1 | 0 | 0 | 0.0 | 0 | 0 |
| 2003 Seattle | 31 | 320 | 10.3 | 83t | 1 | 1 | 18 | 18.0 | 18 | 0 |
| 2004 Seattle | 10 | 118 | 11.8 | 48 | 0 | 0 | 0 | 0.0 | 0 | 0 |
| 2005 Seattle | 1 | 9 | 9.0 | 9 | 0 | 0 | 0 | 0.0 | 0 | 0 |
| 2006 Seattle | 0 | 0 | 0.0 | 0 | 0 | 0 | 0 | 0.0 | 0 | 0 |
| NFL TOTALS | 101 | 1,053 | 10.4 | 83t | 2 | 29 | 631 | 21.8 | 45 | 0 |

POSTSEASON

| Club | G/S | Receiving | | | | | Rushing | | | |
|-------------------|------------|-----------|------------|-------------|-----------|----------|----------|----------|------------|----------|
| | | No | Yds | Avg | LG | TD | Att | Yds | Avg | TD |
| 2003 Seattle | 1/1 | 4 | 83 | 20.8 | 34 | 0 | 0 | 0 | 0.0 | 0 |
| 2004 Seattle | 1/1 | 3 | 34 | 11.3 | 19t | 1 | 0 | 0 | 0.0 | 0 |
| 2005 Seattle | 3/3 | 11 | 115 | 10.5 | 21 | 0 | 0 | 0 | 0.0 | 0 |
| 2006 Seattle | 2/1 | 7 | 120 | 17.1 | 36 | 0 | 0 | 0 | 0.0 | 0 |
| NFL TOTALS | 7/6 | 25 | 352 | 14.1 | 36 | 1 | 0 | 0 | 0.0 | 0 |

| Club | Punt Returns | | | | | Kickoff Returns | | | | |
|-------------------|--------------|-----------|-------------|-----------|----------|-----------------|----------|------------|----------|----------|
| | No | Yds | Avg | LG | TD | No | Yds | Avg | LG | TD |
| 2003 Seattle | 1 | 16 | 16.0 | 16 | 0 | 0 | 0 | 0.0 | 0 | 0 |
| 2004 Seattle | 1 | 9 | 9.0 | 9 | 0 | 0 | 0 | 0.0 | 0 | 0 |
| 2005 Seattle | 0 | 0 | 0.0 | 0 | 0 | 0 | 0 | 0.0 | 0 | 0 |
| 2006 Seattle | 0 | 0 | 0.0 | 0 | 0 | 0 | 0 | 0.0 | 0 | 0 |
| NFL TOTALS | 2 | 25 | 12.5 | 16 | 0 | 0 | 0 | 0.0 | 0 | 0 |


best and team-leading 88 catches for 947 yards and four touchdowns. Total receptions ranked third in NFC (7th NFL). Recorded two 100-yard receiving games. Opened season by catching six passes for 53 yards versus Kansas City (9/12). Led team with six catches for 48 yards at Green Bay (11/7), including game-winning touchdown reception. Collected team-best eight receptions for 121 yards at San Diego (11/21). Posted 10 catches for 94 yards and a touchdown versus Detroit (12/19). Exploded for career-high 13 receptions and 143 yards at St. Louis (12/26), including two touchdowns.

2000: Moved into seventh on all-time Chicago receiving chart, but had season ended prematurely by knee injury in the third game of the season. Was on pace to approach career-best numbers from the previous season with 16 catches for 109 yards through two and a half games. Led team in season-opener at Minnesota (9/3) with eight catches for 61 yards and a long of 25. Caught four passes for 38 yards in the first half versus New York Giants (9/17), before suffering a torn anterior cruciate ligament in his right knee. Injury ended personal streak of 36 consecutive games with at least one pass reception, the third-longest streak in Bears history. Placed on injured reserve (9/19) and had successful reconstructive knee surgery (10/12).

2001: Served as third receiver in first season with Seattle playing in all 16 games, starting four. Finished the season with 29 receptions and 400 yards. Twenty receptions came on third down yielding 17 first downs. Returned six punts for 96 yards (16.0 avg.) when Charlie Rogers was injured (toe). Started games when team opened in three wide receiver set versus Jacksonville (10/7), San Diego (12/2), at New York Giants (12/23), and at San Diego (12/30). Had season-highs with five receptions for 71 yards versus Jacksonville. Ended a streak of 69 consecutive games with at least one reception versus Dallas (12/16), a streak that dated back to 1996, six games into his rookie season. **2002:** Saw action in 15 games missing one (toe) at Atlanta (12/15). Started six total games, five in a three-receiver set and one replacing Darrell Jackson (concussion) versus Washington (11/3). Finished fourth on the team with 50 receptions and third with 619 yards. A staple as the Seahawks' third wide receiver, led the team with 25 receptions on third down while only five other NFL receivers had more. Of 50 total receptions, led the NFL converting first downs on 43 of those receptions (86.0%). Also served as the team's punt returner, finishing fifth in the NFC with a 10.7-yard average on 21 returns for

224 yards with one touchdown. First-career touchdown return (61 yards) came versus San Francisco (10/14) on ABC's Monday Night Football, where he also collected six receptions for a season-high 85 yards en route to earning MNF's popular Horse Trailer Award (with 49ers' Terrell Owens, Jeff Garcia, and Chike Okeafor) given to the game's most valuable player. Punt return touchdown marked the first for the Seahawks since Rogers at Pittsburgh (9/26/99, 49 games). **2003:** Enjoyed finest season since 1999, with 52 receptions for 637 yards while matching a career high with six touchdown receptions (1996). Played in all 16 games, starting seven. Also started in playoff game at Green Bay (1/4/04) and corralled four passes for 83 yards. An acrobatic 34-yard reception at the Packers' 8-yard line inside of two minutes helped set up the Seahawks' tying touchdown to send the game into overtime. Caught at least

one pass in every game except at St. Louis (12/14). Served as the team's primary punt returner and ranked fifth in the NFC averaging 10.3 yards per return on 31



returns for 320 yards, including one touchdown. Led Seahawks in receiving versus his former team Chicago (10/19), catching six passes for 73 yards, including a 25-yard touchdown. Had touchdowns in three consecutive games at Washington (11/9), versus Detroit (11/16), and at Baltimore (11/23). Earned NFC SpecialTeams Player of the Week honors versus the Lions after returning a punt 83 yards for a touchdown. Became only the second player in club history (Joey Galloway at San Diego 10/25/98) to score a receiving touchdown and return a punt for a touchdown in the same game. Return was a career high and fourth-longest in team history. Tied a career high with two touchdown receptions at Baltimore. Caught four passes for season-high 93 yards at Minnesota (12/7). Caught five passes for 55 yards and sixth touchdown of the season versus Arizona (12/21). **2004:** Started seven times when team opened in three-wide receiver sets. Played in 13 total games and was inactive three (ankle). Totaled 36 catches for 499 yards and two touchdowns. Average of 13.9 yards per reception was best as a member of the Seahawks and second-highest of career (15.4 in 1998). Returned 10 punts for 118 yards (11.8 avg.), fourth consecutive season averaging more than 10 yards per return. Totaled a season-high 95 receiving yards on four receptions versus San Francisco (9/26). Was inactive (ankle) for three games at Arizona (10/24), versus Carolina (10/31), and at San Francisco (11/7). Two touchdowns on the season came versus Buffalo (11/28) and at Minnesota (12/12) where he totaled 79 yards on four catches. Hauled in a season-high six receptions for 79 yards in the season finale versus Atlanta (1/2). **2005:** Moved into the starting role at wide receiver and enjoyed finest season since joining the Seahawks. Despite missing three games (ribs), led the team with 67 receptions and 778 yards. Receptions total was best since career-high 88 in 1999. Totaled 27 receptions for 316 yards through first four games of season. Led team with season-high nine receptions for 106 yards at Washington (10/2) despite injuring ribs on first reception of the game. Game marked first 100-yard performance since 1999 (67 games). Missed the next three weeks (5-7) and returned to action following the bye (week 9) at Arizona (11/6). Scored first touchdown of the season in a snowy Monday night contest at Philadelphia

(12/5). Following week versus San Francisco (12/11), caught two touchdown passes for fifth time of career. Had one punt return for nine yards on the season. Started all three postseason games totaling 11 receptions for 115 yards, including six for 70 yards in Super Bowl XL (2/5/06). Was the Seahawks' Ed Block Courage Award winner.

HONORS: 2003, *NFC Special Teams Player of the Week 11*

COLLEGE: Set school records with 167 career receptions for 3,026 yards and 31 touchdowns, topping marks of O.J. McDuffie (125 catches) and Kenny Jackson (2,006 and 25 TDs). His 786 career punt-return yards ranked second in school annals to McDuffie's 1,059. Gained 4,043 all-purpose yards, joining Blair Thomas (4,512) and Curt Warner (4,982) as only Nittany Lions to gain more than 4,000 yards. Second-team All-America by *UPI* and *Football News*; third team by *AP* senior season. All-Big Ten first-team selection. Finalist for Fred Biletnikoff Award, given to top receiver in nation. Ranked 10th in country, averaging 98.5 yards per game. Gained 1,084 yards, breaking own single-season yardage record. His 63 receptions tied McDuffie's record set in 1992. Averaged 9.8 yards on 19 punt returns and 18.8 yards on five carries from scrimmage. *Football News* second-team All-American after junior year. First-team All-Big Ten choice. Led team with 52 receptions for 1,029 yards and seven touchdowns. *AP* third-team All America as a sophomore. Consensus All-Big Ten first team. Led team in receiving, punt returns, and all-purpose yards. Third in Big Ten with 79.4-yard average. Second in conference and ninth in nation with 12.2 average on 33 punt returns. Caught 48 passes for 18.2 average and 13 touchdowns (school single-season record). Set school mark with five 100-yard receiving games. Big Ten Offensive Player of the Week versus Minnesota in season opener with eight catches for 165 yards and four touchdowns. Four touchdown catches in one game was PSU single-game record. Did not play in 1992, sat out school in fall semester. One of two true freshmen to earn letter while playing in every game.

PERSONAL: Three-time all-state selection at Camden (S.C.) High School. Exercise and sport science major. Married, Deanna, with daughter Bobbi and sons Dean and Trey.

ENGRAM'S SINGLE-GAME HIGHS

Most Receptions: 13, at St. Louis (12/26/99)
Longest Reception: 79t, at Arizona (10/11/98)
Most Punt Returns: 5, at Detroit (9/22/96)
Longest Punt Return: 83t, Detroit (11/16/03)

Most Receiving Yards: 143, at St. Louis (12/26/99)
Most Touchdowns: 2, 5 Times, Last vs. San Francisco (12/11/05)
Most Punt Return Yards: 84, Detroit (11/16/03)
Most Punt Return TDs: 1, 2 Times, Last vs. Detroit (11/16/03)

ENGRAM'S GAME-BY-GAME RECEIVING

| 1996 | Opponent | No | Yds | Avg | LG | TD | 1997 | Opponent | No | Yds | Avg | LG | TD |
|---------------|----------------|----|-----|------|-----|----|----------------|----------------|------------------|-----|------|----|----|
| 09/02 | Dallas | 1 | 7 | 7.0 | 7 | 0 | 09/01 | at Green Bay | 3 | 24 | 8.0 | 12 | 0 |
| 09/08 | at Washington | 2 | 28 | 14.0 | 19 | 0 | 09/07 | Minnesota | 6 | 63 | 10.5 | 15 | 1 |
| 09/15 | Minnesota | 2 | 11 | 5.5 | 6 | 1 | 09/14 | Detroit | 5 | 60 | 12.0 | 18 | 0 |
| 09/22 | at Detroit | 3 | 39 | 13.0 | 24 | 0 | 09/21 | at New England | 5 | 47 | 9.4 | 11 | 0 |
| 09/29 | Oakland | 0 | 0 | 0.0 | 0 | 0 | 09/28 | at Dallas | 3 | 15 | 5.0 | 10 | 0 |
| 10/06 | Green Bay | 2 | 30 | 15.0 | 16 | 0 | 10/05 | New Orleans | 6 | 59 | 9.8 | 16 | 0 |
| 10/13 | at New Orleans | 1 | 22 | 22.0 | 22 | 0 | 10/12 | Green Bay | 3 | 17 | 5.7 | 8 | 0 |
| 10/28 | at Minnesota | 1 | 2 | 2.0 | 2 | 0 | 10/27 | at Miami | 8 | 63 | 7.9 | 23 | 1 |
| 11/03 | Tampa Bay | 2 | 28 | 14.0 | 15 | 0 | 11/02 | Washington | 2 | 16 | 8.0 | 12 | 0 |
| 11/10 | at Denver | 1 | 21 | 21.0 | 21 | 0 | 11/09 | at Minnesota | 2 | 23 | 11.5 | 15 | 0 |
| 11/17 | at Kansas City | 5 | 57 | 11.4 | 17 | 0 | 11/16 | N.Y. Jets | Inactive (Ankle) | | | | |
| 11/24 | Detroit | 1 | 5 | 5.0 | 5t | 1 | 11/23 | Tampa Bay | Inactive (Ankle) | | | | |
| 12/01 | at Green Bay | 4 | 46 | 11.5 | 15t | 2 | 11/27 | at Detroit | Inactive (Ankle) | | | | |
| 12/08 | St. Louis | 1 | 9 | 9.0 | 9 | 0 | 12/07 | Buffalo | Inactive (Ankle) | | | | |
| 12/14 | San Diego | 5 | 61 | 12.2 | 18 | 1 | 12/14 | at St. Louis | Inactive (Ankle) | | | | |
| 12/22 | at Tampa Bay | 2 | 23 | 11.5 | 17 | 1 | 12/21 | at Tampa Bay | 2 | 12 | 6.0 | 8 | 0 |
| TOTALS (16/2) | | 33 | 389 | 11.8 | 24 | 6 | TOTALS (11/11) | | 45 | 399 | 8.9 | 23 | 2 |

| 1998 | Opponent | No | Yds | Avg | LG | TD | 1999 | Opponent | No | Yds | Avg | LG | TD |
|----------------|---------------|----|-----|------|-----|----|----------------|---------------|----|-----|------|----|----|
| 09/06 | Jacksonville | 2 | 35 | 17.5 | 21 | 0 | 09/12 | Kansas City | 6 | 53 | 8.8 | 16 | 0 |
| 09/13 | at Pittsburgh | 4 | 76 | 19.0 | 54t | 1 | 09/19 | Seattle | 3 | 33 | 11.0 | 21 | 0 |
| 09/20 | at Tampa Bay | 3 | 29 | 9.7 | 14 | 0 | 09/26 | at Oakland | 3 | 42 | 14.0 | 30 | 0 |
| 09/27 | Minnesota | 6 | 123 | 20.5 | 33t | 2 | 10/03 | New Orleans | 4 | 33 | 8.3 | 12 | 0 |
| 10/04 | Detroit | 4 | 44 | 11.0 | 14 | 0 | 10/10 | at Minnesota | 3 | 17 | 5.7 | 7 | 0 |
| 10/11 | at Arizona | 5 | 142 | 28.4 | 79t | 1 | 10/17 | Philadelphia | 6 | 59 | 9.8 | 18 | 0 |
| 10/18 | Dallas | 3 | 49 | 16.3 | 31 | 0 | 10/21 | Bye Week | | | | | |
| 10/25 | at Tennessee | 4 | 27 | 6.8 | 14 | 0 | 10/24 | at Tampa Bay | 4 | 64 | 16.0 | 50 | 0 |
| 11/08 | St. Louis | 2 | 54 | 27.0 | 48 | 0 | 10/31 | at Washington | 7 | 65 | 9.3 | 21 | 0 |
| 11/15 | at Detroit | 4 | 74 | 18.5 | 22 | 0 | 11/07 | at Green Bay | 6 | 48 | 8.0 | 15 | 1 |
| 11/22 | at Atlanta | 3 | 42 | 14.0 | 22 | 0 | 11/14 | Minnesota | 6 | 42 | 7.0 | 15 | 0 |
| 11/29 | Tampa Bay | 4 | 33 | 8.3 | 13 | 0 | 11/21 | at San Diego | 8 | 121 | 15.1 | 52 | 0 |
| 12/06 | at Minnesota | 9 | 140 | 15.6 | 47t | 1 | 11/25 | at Detroit | 4 | 41 | 10.3 | 15 | 0 |
| 12/13 | at Green Bay | 3 | 17 | 5.7 | 9 | 0 | 12/05 | Green Bay | 2 | 60 | 30.0 | 56 | 0 |
| 12/20 | Baltimore | 3 | 34 | 11.3 | 18 | 0 | 12/19 | Detroit | 10 | 94 | 9.4 | 30 | 1 |
| 12/27 | Green Bay | 5 | 68 | 13.6 | 26 | 0 | 12/26 | at St. Louis | 13 | 143 | 11.0 | 27 | 2 |
| TOTALS (16/16) | | 64 | 987 | 15.4 | 79t | 5 | TOTALS (16/14) | | 88 | 947 | 10.8 | 56 | 4 |

| 2000 | Opponent | No | Yds | Avg | LG | TD | 2001 | Opponent | No | Yds | Avg | LG | TD |
|---------------------|------------------|------------------------|------------|------------|-----------|----------|----------------------|--------------|-----------|------------|-------------|-----------|----------|
| 09/03 | at Minnesota | 8 | 61 | 7.6 | 25 | 0 | 09/09 | at Cleveland | 2 | 18 | 9.0 | 11 | 0 |
| 09/10 | at Tampa Bay | 4 | 10 | 2.6 | 6 | 0 | 09/23 | Philadelphia | 2 | 28 | 14.0 | 19 | 0 |
| 09/17 | N.Y. Giants | 4 | 38 | 9.5 | 12 | 0 | 09/30 | at Oakland | 2 | 26 | 13.0 | 16 | 0 |
| 09/24 | Detroit | Injured Reserve (Knee) | | | | | | | 5 | 71 | 14.2 | 31 | 0 |
| 10/01 | at Green Bay | Injured Reserve (Knee) | | | | | | | 1 | 6 | 6.0 | 6 | 0 |
| 10/08 | New Orleans | Injured Reserve (Knee) | | | | | | | 3 | 28 | 9.3 | 12 | 0 |
| 10/15 | Minnesota | Injured Reserve (Knee) | | | | | | | 2 | 53 | 26.5 | 27 | 0 |
| 10/22 | at Philadelphia | Injured Reserve (Knee) | | | | | | | 1 | 28 | 28.0 | 28 | 0 |
| 11/05 | Indianapolis | Injured Reserve (Knee) | | | | | | | 1 | 21 | 21.0 | 21 | 0 |
| 11/12 | at Buffalo | Injured Reserve (Knee) | | | | | | | 1 | 1 | 1.0 | 1 | 0 |
| 11/19 | Tampa Bay | Injured Reserve (Knee) | | | | | | | 3 | 44 | 14.7 | 26 | 0 |
| 11/26 | at N.Y. Jets | Injured Reserve (Knee) | | | | | | | 2 | 26 | 13.0 | 14 | 0 |
| 12/03 | Green Bay | Injured Reserve (Knee) | | | | | | | 0 | 0 | 0.0 | 0 | 0 |
| 12/10 | New England | Injured Reserve (Knee) | | | | | | | 0 | 0 | 0.0 | 0 | 0 |
| 12/17 | at San Francisco | Injured Reserve (Knee) | | | | | | | 2 | 30 | 15.0 | 16 | 0 |
| 12/24 | at Detroit | Injured Reserve (Knee) | | | | | | | 2 | 20 | 10.0 | 12 | 0 |
| TOTALS (3/3) | | 16 | 109 | 6.8 | 25 | 0 | TOTALS (16/4) | | 29 | 400 | 13.8 | 31 | 0 |

| 2002 | Opponent | No | Yds | Avg | LG | TD |
|----------------------|------------------|----------------|------------|-------------|-----------|----------|
| 09/08 | at Oakland | 2 | 25 | 12.5 | 16 | 0 |
| 09/15 | Arizona | 0 | 0 | 0.0 | 0 | 0 |
| 09/22 | at N.Y. Giants | 3 | 39 | 13.0 | 17 | 0 |
| 09/29 | Minnesota | 1 | 38 | 38.0 | 38 | 0 |
| 10/06 | Bye Week | | | | | |
| 10/14 | San Francisco | 6 | 85 | 14.2 | 19 | 0 |
| 10/20 | at St. Louis | 1 | 13 | 13.0 | 13 | 0 |
| 10/27 | at Dallas | 6 | 69 | 11.5 | 21 | 0 |
| 11/03 | Washington | 1 | 11 | 11.0 | 11 | 0 |
| 11/10 | at Arizona | 5 | 52 | 10.4 | 13 | 0 |
| 11/17 | Denver | 3 | 40 | 13.3 | 22 | 0 |
| 11/24 | Kansas City | 3 | 28 | 9.3 | 11 | 0 |
| 12/01 | at San Francisco | 6 | 72 | 12.0 | 15 | 0 |
| 12/08 | Philadelphia | 5 | 48 | 9.6 | 13 | 0 |
| 12/15 | at Atlanta | Inactive (Toe) | | | | |
| 12/22 | St. Louis | 2 | 15 | 7.5 | 8 | 0 |
| 12/29 | at San Diego | 6 | 84 | 14.0 | 29 | 0 |
| TOTALS (15/6) | | 50 | 619 | 12.4 | 38 | 0 |

| 2003 | Opponent | No | Yds | Avg | LG | TD |
|-----------------------|------------------|-----------|------------|-------------|------------|----------|
| 09/07 | New Orleans | 1 | 1 | 1.0 | 1 | 0 |
| 09/14 | at Arizona | 2 | 28 | 14.0 | 14 | 0 |
| 09/21 | St. Louis | 3 | 35 | 11.7 | 13 | 0 |
| 09/28 | Bye Week | | | | | |
| 10/05 | at Green Bay | 3 | 45 | 15.0 | 24 | 0 |
| 10/12 | San Francisco | 3 | 23 | 7.7 | 9 | 0 |
| 10/19 | Chicago | 6 | 73 | 12.2 | 25t | 1 |
| 10/26 | at Cincinnati | 4 | 70 | 17.5 | 19 | 0 |
| 11/02 | Pittsburgh | 2 | 9 | 4.5 | 10 | 0 |
| 11/09 | at Washington | 6 | 65 | 10.8 | 24 | 1 |
| 11/16 | Detroit | 3 | 59 | 19.7 | 34t | 1 |
| 11/23 | at Baltimore | 4 | 46 | 11.5 | 16 | 2 |
| 11/30 | Cleveland | 2 | 8 | 4.0 | 6 | 0 |
| 12/07 | at Minnesota | 4 | 93 | 23.3 | 29 | 0 |
| 12/14 | at St. Louis | 0 | 0 | 0.0 | 0 | 0 |
| 12/21 | Arizona | 5 | 55 | 11.0 | 25 | 1 |
| 12/28 | at San Francisco | 4 | 27 | 6.8 | 10 | 0 |
| TOTALS (16/7) | | 52 | 637 | 12.3 | 34t | 6 |
| 1/04/04 | at Green Bay | 4 | 83 | 20.8 | 34 | 0 |
| PLAYOFFS (1/1) | | 4 | 83 | 20.8 | 34 | 0 |

| 2004 | Opponent | No | Yds | Avg | LG | TD |
|-----------------------|------------------|------------------|------------|-------------|-----------|----------|
| 09/12 | at New Orleans | 3 | 55 | 18.3 | 38 | 0 |
| 09/19 | at Tampa Bay | 1 | 13 | 13.0 | 13 | 0 |
| 09/26 | San Francisco | 4 | 95 | 23.8 | 60 | 0 |
| 10/03 | Bye Week | | | | | |
| 10/10 | St. Louis | 1 | 2 | 2.0 | 2 | 0 |
| 10/17 | at New England | 3 | 35 | 11.7 | 13 | 0 |
| 10/24 | at Arizona | Inactive (Ankle) | | | | |
| 10/31 | Carolina | Inactive (Ankle) | | | | |
| 11/07 | at San Francisco | Inactive (Ankle) | | | | |
| 11/14 | at St. Louis | 3 | 28 | 9.3 | 22 | 0 |
| 11/21 | Miami | 2 | 41 | 20.5 | 29 | 0 |
| 11/28 | Buffalo | 2 | 19 | 9.5 | 11 | 1 |
| 12/06 | Dallas | 2 | 11 | 5.5 | 8 | 0 |
| 12/12 | at Minnesota | 4 | 79 | 19.8 | 35t | 1 |
| 12/19 | at N.Y. Jets | 4 | 39 | 9.8 | 14 | 0 |
| 12/26 | Arizona | 1 | 3 | 3.0 | 3 | 0 |
| 1/02/05 | Atlanta | 6 | 79 | 13.2 | 23 | 0 |
| TOTALS (13/7) | | 36 | 499 | 13.9 | 60 | 2 |
| 1/08/05 | St. Louis | 3 | 34 | 11.3 | 19 | 1 |
| PLAYOFFS (1/1) | | 3 | 34 | 11.3 | 19 | 1 |

| 2005 | Opponent | No | Yds | Avg | LG | TD |
|-----------------------|------------------|-----------------|------------|-------------|-----------|----------|
| 09/11 | at Jacksonville | 8 | 79 | 9.9 | 17 | 0 |
| 09/18 | Atlanta | 5 | 77 | 15.4 | 25 | 0 |
| 09/25 | Arizona | 5 | 54 | 10.8 | 16 | 0 |
| 10/02 | at Washington | 9 | 106 | 11.8 | 26 | 0 |
| 10/09 | at St. Louis | Inactive (Ribs) | | | | |
| 10/16 | Houston | Inactive (Ribs) | | | | |
| 10/23 | Dallas | Inactive (Ribs) | | | | |
| 10/30 | Bye Week | | | | | |
| 11/06 | at Arizona | 3 | 28 | 9.3 | 15 | 0 |
| 11/13 | St. Louis | 6 | 70 | 11.7 | 27 | 0 |
| 11/20 | at San Francisco | 6 | 93 | 15.5 | 28 | 0 |
| 11/27 | N.Y. Giants | 6 | 34 | 5.7 | 10 | 0 |
| 12/05 | at Philadelphia | 3 | 34 | 11.3 | 13 | 1 |
| 12/11 | San Francisco | 6 | 65 | 10.8 | 28t | 2 |
| 12/18 | at Tennessee | 6 | 95 | 15.8 | 56 | 0 |
| 12/24 | Indianapolis | 1 | 13 | 13.0 | 13 | 0 |
| 1/01/06 | at Green Bay | 3 | 30 | 10.0 | 16 | 0 |
| TOTALS (13/13) | | 67 | 778 | 11.6 | 56 | 3 |
| 1/14/06 | Washington | 2 | 11 | 5.5 | 9 | 0 |
| 1/22/06 | Carolina | 3 | 34 | 11.3 | 13 | 0 |
| 2/05/06 | Pittsburgh | 6 | 70 | 11.7 | 21 | 0 |
| PLAYOFFS (3/3) | | 11 | 115 | 10.5 | 21 | 0 |

| 2006 | Opponent | No | Yds | Avg | LG | TD |
|-----------------------|------------------|--------------------|------------|-------------|-----------|----------|
| 09/10 | at Detroit | 5 | 52 | 10.4 | 21 | 0 |
| 09/17 | Arizona | 4 | 51 | 12.8 | 25 | 0 |
| 09/24 | N.Y. Giants | 5 | 62 | 12.4 | 22 | 1 |
| 10/01 | at Chicago | 4 | 33 | 8.3 | 12 | 0 |
| 10/08 | Bye Week | | | | | |
| 10/15 | at St. Louis | Inactive (Illness) | | | | |
| 10/22 | Minnesota | Inactive (Illness) | | | | |
| 10/29 | at Kansas City | Inactive (Illness) | | | | |
| 11/06 | Oakland | Inactive (Illness) | | | | |
| 11/12 | St. Louis | Inactive (Illness) | | | | |
| 11/19 | at San Francisco | Inactive (Illness) | | | | |
| 11/27 | Green Bay | Inactive (Illness) | | | | |
| 12/03 | at Denver | Inactive (Illness) | | | | |
| 12/10 | at Arizona | Inactive (Illness) | | | | |
| 12/14 | San Francisco | 0 | 0 | 0.0 | 0 | 0 |
| 12/24 | San Diego | 4 | 65 | 16.3 | 20 | 0 |
| 12/31 | at Tampa Bay | 2 | 27 | 13.5 | 18 | 0 |
| TOTALS (7/6) | | 24 | 290 | 12.1 | 25 | 1 |
| 1/06/07 | Dallas | 4 | 88 | 22.0 | 36 | 0 |
| 1/14/07 | at Chicago | 3 | 32 | 10.7 | 16 | 0 |
| PLAYOFFS (2/1) | | 7 | 120 | 17.1 | 36 | 1 |

BRYCE FISHER

Defensive End 6-3 265
 Air Force Academy
 7th NFL Season
 3rd Seahawks Season
 Unrestricted FA (St. Louis) 2005
 2006 Games/Starts: 16/16
 Career Games/Starts: 81/48
 May 12, 1977
 Renton, Washington

94

2006: Started all 16 games at left defensive end and totaled 46 tackles with 4.0 sacks and a fumble recovery. Tackle total was tops among defensive linemen and eight quarterback hurries was tied for second on the team. Had at least one tackle in 15 of 16 games. Had a sack in the season opener at Detroit (9/10) and posted fourth-career 2-sack game at St. Louis (10/15). Also had sack at Denver (12/3). Started both postseason games and totaled 10 tackles and 2.0 sacks, a pass defense and a forced fumble. Both sacks came in Wild Card Game versus Dallas (1/6/07).

PRO: Joined the Seahawks as an unrestricted free agent March 21, 2005, after spending the previous three seasons with the St. Louis Rams. Was an original 1999 seventh-round (240th overall) draft choice by the Buffalo Bills and joined the Bills after fulfilling two-year commitment to the Air Force. Claimed off of waivers by the Rams September 2, 2002, after playing the 2001 season with Buffalo and going to training camp with the Bills in 2002. A high-effort player who has started 48 of 81 career games totaling 261 tackles and 26.5 sacks.

2001: Played in 13 games with two starts for the Bills, inactive for three others. Finished the season with 33 tackles and three sacks. Recorded two tackles and one sack in NFL debut versus New Orleans (9/9). Made first NFL start versus the New York Jets (10/7) and notched three tackles and one quarterback pressure. Collected third sack of the season versus Indianapolis (11/4). **2002:** Saw action in four games on defense and special teams. Completed season with 11 tackles and three quarterback pressures on defense and one special teams tackle. Inactive for 12 contests. Racked up career-high six tackles in Rams' Monday night victory over San Francisco (12/30). **2003:** Played in all 16 games, starting one at left defensive end. Made career-high 47 tackles with two tackles for loss, two sacks, one pass defended, two forced fumbles, and a team and career-high 27 special teams tackles. Collected three solo tackles and first sack for Rams versus Atlanta (10/13). Racked up career-

high eight tackles with a sack against Baltimore (11/9). Tallied team-high seven tackles in first start as a Ram in place of injured DE Leonard Little at Arizona (11/23). Led team with career-high five special teams tackles versus Minnesota (11/23). **2004:** Started 14 of 16 games for the Rams totaling career highs with 77 tackles and 8.5 sacks. Posted two forced fumbles, three passes defended, and three multi-sack games. Had career-high 10 tackles and a sack versus Arizona (9/12). Tallied seven tackles, a pass defended, and a half sack at San Francisco (10/3). First two-sack game of season came at Miami (10/24) before posting nine tackles, two sacks, and a forced fumble at Carolina (12/12). Led team with seven stops, a sack, and forced fumble versus Philadelphia (12/27). Tied career high with 10 tackles versus the New York Jets (1/2/05) and notched third two-sack game of season. Had four special teams tackles. Started both playoff games totaling 10 tackles, including a half sack in playoff win at Seattle (1/8/05). **2005:** Started all but one game in first season with the Seahawks and led the club with career-high 9.0 sacks. Total helped Seattle rank first in total sacks in the NFL. Finished the season with 47 tackles, eight passes defended, and a forced fumble. Opened the season with one sack in each of first three games at Jacksonville (9/11), versus Atlanta (9/18), and versus Arizona (9/25). Collected a season-high nine tackles and tied a career high with 2.0 sacks versus Dallas (10/23). Picked up 1.5 sacks the following game at Arizona (11/6). Did not start (foot) at Philadelphia (12/5) but saw time in pass rush situations and shared a sack with Leroy Hill. Started all three postseason games and totaled nine tackles, a sack and forced fumble. Collected a postseason career high with eight tackles, including a sack, in Divisional Playoff win versus Washington (1/14/06).

COLLEGE: Two-year starter on defensive line at the Air Force Academy. Selected as WAC Defensive Player of the Year in Mountain Division as senior. Started 12 games and recorded career-high 70 tackles, six sacks, and one fumble recovery. Started 12 games as jun-

ior and totaled 63 tackles, 1.5 sacks, one forced fumble, and one fumble recovery. Played in seven games as backup defensive lineman in sophomore season. Graduated with degree in business management.

PERSONAL: Born Bryce Alexander Fisher in Renton, Washington. Lettered three years in football and was all-league offensive and defensive lineman at Seattle Prep. Team captain as senior and selected as league's lineman of

the year that season. Completed combat survival training in summer of 1996 and spent two years (1999-00) on active duty with the Air Force. Was at Air Force Academy in Colorado Springs, CO, in 1999 where he worked as recruiter and coached defensive line for JV football team. Worked in 2000 as Vehicle Operations Officer at Pope Air Force Base in Fayetteville, N.C. He and wife Bobbi have two daughters, Jasmine and Morgan.

FISHER'S NFL RECORD

| Club | G/S | Tackles | | | Sacks | | Interceptions | | | | | FF | FR | Yds |
|-------------------|--------------|------------|------------|------------|-------------|--------------|---------------|----------|------------|----------|----------|-----------|----------|----------|
| | | Tkl | So | Ast | QB | Yds | No | Yds | Avg | LG | TD | | | |
| 2001 Buffalo | 13/2 | 33 | 25 | 8 | 3.0 | 18.0 | 0 | 0 | 0.0 | 0 | 0 | 1 | 0 | 0 |
| 2002 St. Louis | 4/0 | 11 | 3 | 8 | 0.0 | 0.0 | 0 | 0 | 0.0 | 0 | 0 | 0 | 0 | 0 |
| 2003 St. Louis | 16/1 | 47 | 21 | 26 | 2.0 | 9.0 | 0 | 0 | 0.0 | 0 | 0 | 1 | 2 | 0 |
| 2004 St. Louis | 16/14 | 77 | 38 | 39 | 8.5 | 73.0 | 0 | 0 | 0.0 | 0 | 0 | 3 | 2 | 0 |
| 2005 Seattle | 16/15 | 47 | 35 | 12 | 9.0 | 56.5 | 0 | 0 | 0.0 | 0 | 0 | 8 | 1 | 0 |
| 2006 Seattle | 16/16 | 46 | 37 | 9 | 4.0 | 30.0 | 0 | 0 | 0.0 | 0 | 0 | 0 | 1 | 0 |
| NFL TOTALS | 81/48 | 261 | 159 | 102 | 26.5 | 186.5 | 0 | 0 | 0.0 | 0 | 0 | 13 | 5 | 1 |

POSTSEASON

| Club | G/S | Tackles | | | Sacks | | Interceptions | | | | | FF | FR | Yds |
|-------------------|------------|-----------|-----------|-----------|------------|-------------|---------------|----------|------------|----------|----------|----------|----------|----------|
| | | Tkl | So | Ast | QB | Yds | No | Yds | Avg | LG | TD | | | |
| 2003 St. Louis | 1/0 | 0 | 0 | 0 | 0.0 | 0 | 0 | 0 | 0.0 | 0 | 0 | 0 | 0 | 0 |
| 2004 St. Louis | 2/2 | 10 | 5 | 5 | 0.5 | 1.0 | 0 | 0 | 0.0 | 0 | 0 | 0 | 0 | 0 |
| 2005 Seattle | 3/3 | 9 | 5 | 4 | 1.0 | 4.0 | 0 | 0 | 0.0 | 0 | 0 | 1 | 0 | 0 |
| 2006 Seattle | 2/2 | 10 | 7 | 3 | 2.0 | 21.0 | 0 | 0 | 0.0 | 0 | 0 | 1 | 1 | 0 |
| NFL TOTALS | 8/7 | 29 | 17 | 12 | 3.5 | 26.0 | 0 | 0 | 0.0 | 0 | 0 | 1 | 2 | 0 |

FISHER'S SINGLE-GAME HIGHS

Tackles: 10, 2 Times, Last at N.Y. Jets (1/2/04)

Sacks: 2, 4 Times, Last at St. Louis (10/15/06)

Forced Fumbles: 1, 5 Times, Last at SF (11/20/05)

Fumble Recoveries: 1, at Detroit (9/10/06)

ADDITIONAL STATS

Special Team Tackles: 2001 (1), 2003 (27), 2004 (4); **Career:** 32



RICH GARDNER

Cornerback 5-10 194
Penn State
4th NFL Season
2nd Seahawks Season
FA 2006
2006 Games/Starts: 0/0
Career Games/Starts: 28/1
February 1, 1981
Chicago, Illinois

33

2006: Signed on December 26 to add depth to a position that was decimated by late-season injuries. Was inactive at Tampa Bay (12/31). Saw action on final Hail Mary play in Wild Card Game versus Dallas (1/6/07) and was inactive at Chicago (1/14/07) the following week.

PRO: Signed by Seattle on December 26, 2006. Released by Tennessee September 3, 2006 after being drafted in the third round (92nd overall) of the 2004 NFL Draft by the Titans. **2004:** Played in 15 games with one start (12/5 at Indianapolis). Primarily played on special

teams, where he posted five special teams tackles. On defense, tallied 10 tackles, one pass defended and one interception. Did not play in one contest (9/26 against Jacksonville). In NFL debut at Miami (9/11), recorded season-high five tackles and added one stop on special teams in season-opening victory. At Green Bay (10/11), posted two tackles in Monday Night Football debut. At Jacksonville (11/21), sealed victory with first career interception and added one special teams tackle in win. Was inserted into defensive lineup on Jaguars' final series and intercepted David Garrard pass. At Indianapolis (12/5), notched first career start as nickel cornerback and posted two tackles. At Oakland (12/19), registered season-high two special teams tackles. **2005:** Played in 13 games, while posting 12 tackles on special teams. Was inactive for three games (9/11 at Pittsburgh, 9/18 against Baltimore and 1/1/06 at Jacksonville). At Houston (10/9), posted two tackles on special teams. At Arizona (10/23), played cornerback and recorded two tackles on special teams. Posted season-high three tackles on special teams at Miami (12/24).

COLLEGE: In 46 college games, totaled 141

tackles, five tackles for loss, two fumble recoveries, 15 pass deflections and three interceptions for 109 yards and two touchdowns. Originally joined the team as a walk-on in 1999. As senior, named honorable mention All-Big Ten and third-team All-American by The NFL Draft Report after recording 12 starts, one interception, 49 tackles, two stops for losses, one fumble recovery and six passes defended. As junior, received honorable mention All-Big Ten honors, recording 12 starts, two interceptions (both for TDs), career-high 64 tackles, three tackles for loss and eight passes defended in 13 games. As sophomore, played in all 11 games and totaled 24 tackles, one fumble recovery and one pass deflection. As redshirt freshman, appeared in ten games on special teams and as reserve cornerback and recorded four tackles. Graduated with economics degree in December of 2003.

PERSONAL: Attended Hales Franciscan High School in Chicago, where he also played basketball and ran track. Gardner's brother, Ryan, plays cornerback at University of Wisconsin-Stout.

GARDNER'S NFL RECORD

| Club | G/S | Tackles | | | Sacks | | Interceptions | | | | | | | | |
|-------------------|-------------|-----------|----------|----------|----------|------------|---------------|-----------|-------------|-----------|----------|----------|----------|----------|----------|
| | | Tkl | So | Ast | QB | Yds | No | Yds | Avg | LG | TD | PD | FF | FR | Yds |
| 2004 Tennessee | 15/1 | 10 | 9 | 1 | 0 | 0.0 | 1 | -1 | -1.0 | -1 | 0 | 1 | 0 | 0 | 0 |
| 2005 Tennessee | 13/0 | 0 | 0 | 0 | 0 | 0.0 | 0 | 0 | 0.0 | 0 | 0 | 0 | 0 | 0 | 0 |
| 2006 Seattle | 0/0 | 0 | 0 | 0 | 0 | 0.0 | 0 | 0 | 0.0 | 0 | 0 | 0 | 0 | 0 | 0 |
| NFL TOTALS | 28/1 | 10 | 9 | 1 | 0 | 0.0 | 1 | -1 | -1.0 | -1 | 0 | 1 | 0 | 0 | 0 |

POSTSEASON

| Club | G/S | Tackles | | | Sacks | | Interceptions | | | | | | | | |
|-------------------|------------|----------|----------|----------|------------|------------|---------------|----------|------------|----------|----------|----------|----------|----------|----------|
| | | Tkl | So | Ast | QB | Yds | No | Yds | Avg | LG | TD | PD | FF | FR | Yds |
| 2006 Seattle | 1/0 | 0 | 0 | 0 | 0.0 | 0.0 | 0 | 0 | 0.0 | 0 | 0 | 0 | 0 | 0 | 0 |
| NFL TOTALS | 1/0 | 0 | 0 | 0 | 0.0 | 0.0 | 0 | 0 | 0.0 | 0 | 0 | 0 | 0 | 0 | 0 |

GARDNER'S SINGLE-GAME HIGHS

Tackles: 5, at Miami (9/11/04)

Interceptions: 1, at Jacksonville (11/21/04)

ADDITIONAL STATS

Special Team Tackles: 2004 (5), 2005 (12), 2006 (0); **Career:** 17



DEON GRANT

Safety
Tennessee
8th NFL Season
1st Seahawks Season
Unrestricted FA (Jacksonville) 2007
2006 Games/Starts: 16/16
Career Games/Starts: 96/96
March 14, 1979
Augusta, Georgia

24

2006: Started all 16 games at free safety and finished third on team with 85 tackles and second with two interceptions. Led team with 10 tackles at Indianapolis (9/24) and part of a defense that held Colts to under 300 yards of total offense, only team in NFL accomplish that task. Tied for team lead with 11 tackles with a fumble recovery the following week at Washington (10/1). Recorded first interception of the season versus N.Y. Jets (10/8) which let to a Jaguars' touchdown. Surpassed 500 career tackles in the second game versus Indianapolis (12/10).

PRO: Signed by the Seahawks as an unrestricted free agent on March 13, 2007, after spending the previous three seasons with the Jacksonville Jaguars. Took over the starting job at free safety after signing with the Jaguars as an unrestricted free agent on March 11, 2004. Was reunited with his former defensive coordinator from Carolina in Jack Del Rio after joining the Jaguars. Spent first four seasons with the Carolina Panthers where he was an original second-round draft choice (57th overall) in the 2000 NFL Draft. Durable player has started 96 consecutive games after spending his entire rookie campaign on injured reserve after fracturing his left hip. 2000: Dislocated and fractured left hip during seven-on-seven drills in a training camp practice against the Detroit Lions (7/26) and was placed on injured reserve on August 20. 2001: After spending his rookie season on injured reserve, was one of three Panthers defensive players to start all 16 games. Finished the season ranked second on the team with five interceptions and 12 passes defended. Recorded 74 tackles, one sack and two special teams tackles. Helped the defense tie for third in the NFL and set a team single-season record with 24 interceptions. Team's 36 takeaways tied for the second-highest total in team history, equaling the 1995 total. Made two interceptions in finale versus New England (1/6/02). 2002: Started all 16 games at free safety. Produced 83 tackles in addition to finishing second on the team with three interceptions and 15 passes defended. Had one forced fumble and one fumble recovery for a defense that ended the season without allowing an individual 300-yard passer and ranked fourth in pass

defense, the highest ranking in team history. The unit also ranked second in the NFL in third down efficiency and fifth in opposing quarterback rating. Earned first-career NFC Defensive Player of the Week recognition at Minnesota (9/22) after recording a team-record three interceptions off Vikings quarterback Daunte Culpepper. 2003: Started 16 games for the third consecutive season, registering a career-high 105 tackles in addition to 13 passes defended, five quarterback hurries, three interceptions, one sack and one fumble recovery in final season in Carolina. Started at free safety versus Atlanta 9/28) and led the team with a career-high 12 tackles in addition to two quarterback hurries. Named AP defensive player of the week. Accounted for five tackles, two passes defended and his first interception of the season at Dallas (11/23). Interception came off Dallas quarterback Quincy Carter on a Hail Mary to close out the first half. At Atlanta (12/7), was second on the team with 10 tackles in addition to two passes defended, one interception and first sack of the season. Sack and interception came against Falcon quarterback Michael Vick. Interception came with 14 seconds left in regulation on the 3-yard line to send the game into overtime. In the season finale versus N.Y. Giants (12/28), led the defensive backs with six tackles in addition to two quarterback hurries, one pass defense and third interception of the season. Started all four postseason contests including Super Bowl XXXVIII, collecting eight tackles and one pass defended. Finished the postseason notching 31 tackles, one quarterback hurry, 3 passes defended and one interception. 2004: Started 16 games for the fourth consecutive season, registering third-highest career tackle total with 84 to rank sixth on the team. Recorded two interceptions, one fumble recovery, one sack and 11 passes defended. Recorded seven tackles and two passes defended in a win at Indianapolis (10/24). Set season-highs with eight tackles against Kansas City (10/17) and at Houston (10/31). Started 60th consecutive game against Pittsburgh (12/5) and responded with seven tackles and a 9-yard sack of Ben Roethlisberger. Against Green Bay (12/19) at Lambeau Field made a spectacular

interception off Brett Favre in the back of the endzone to thwart the Packers' comeback attempt and also recovered a fumble. In home-finale against Houston (12/26) picked off a David Carr pass. Finished the season at Oakland (1/2) with his 64th consecutive start in the NFL. **2005:** Started 16 games for the fifth consecutive season, and ranked fourth on the team with 90 tackles. Ranked tied for third on the team with three interceptions, and totaled 1.5 sacks and 12 passes defended. One of three Jaguars defensive backs who started every game. Began season with best game of the year against Seattle (9/11) with five solo tackles, one interception and a half sack both off Matt Hasselback. Collected second interception off Jamie Martin along with five tackles at St. Louis (10/31). Recorded six solo tackles and one sack of David Carr versus Houston (11/6). Tied season-high with nine solo tackles and one Kurt Warner interception at Arizona (11/27). Tallied nine total tackles versus Indianapolis (12/11) and versus Tennessee (1/1/06). Recorded a team-high 10 tackles along with Mike Peterson in a postseason start at New England (1/7/06).

COLLEGE: A first-team All-America selection by *The Sporting News*, *Football News*, Walter Camp and the American Football Coaches Association and a second-team pick by *The Associated Press*. All-SEC first team choice, AP SEC Defensive Player of the Year and a finalist

for the Jim Thorpe Award, given annually to the nation's top defensive back as a junior in 1999. Led the nation with nine interceptions, the second-highest total in Tennessee history, which he returned for 167 yards, the third-highest single-season total in school annals, and a touchdown. Starter in all 12 contests, he finished second on the team with 69 tackles, eight passes defended and a forced fumble while posting three two-interception contests. Started all 12 games at free safety as a sophomore and registered 62 tackles, five interceptions, two fumble recoveries and six passes defended, helping the Volunteers claim a national championship in 1998. Appeared in every game as a freshman in 1997, accounting for 10 tackles and a forced fumble. Majored in electrical engineering.

PERSONAL: Single with one daughter, DeYon Imorie Grant. Attended Josey High in Augusta, Ga., where he was a first-team *USA Today* All-America and rated the best defensive back in the country and the ninth ranked defender overall by *The Sporting News* after posting 99 tackles, six interceptions, five forced fumbles and four fumble recoveries as a senior in 1996, playing both cornerback and free safety. Caught 28 passes for 622 yards with eight touchdowns in his final year. Full name: Deon D'Marquis Grant.

GRANT'S NFL RECORD

| Club | Tackles | | | | Sacks | | Interceptions | | | | | | | | | | |
|-------------------|-----------------------|------------|------------|------------|------------|-------------|---------------|------------|-------------|-----------|----------|-----------|----------|----------|----------|--|--|
| | G/S | Tkl | So | Ast | QB | Yds | No | Yds | Avg | LG | TD | PD | FF | FR | Yds | | |
| 2000 Carolina | Injured Reserve (Hip) | | | | | | | | | | | | | | | | |
| 2001 Carolina | 16/16 | 74 | 48 | 26 | 1.0 | 11.0 | 5 | 96 | 19.2 | 43 | 0 | 13 | 0 | 0 | 0 | | |
| 2002 Carolina | 16/16 | 83 | 57 | 26 | 0.0 | 0.0 | 3 | 16 | 5.3 | 10 | 0 | 16 | 1 | 1 | 0 | | |
| 2003 Carolina | 16/16 | 105 | 68 | 37 | 1.0 | 11.0 | 3 | 25 | 8.3 | 25 | 0 | 10 | 0 | 1 | 0 | | |
| 2004 Jacksonville | 16/16 | 84 | 63 | 21 | 1.0 | 9.0 | 2 | 4 | 2.0 | 4 | 0 | 8 | 0 | 1 | 0 | | |
| 2005 Jacksonville | 16/16 | 90 | 69 | 21 | 1.5 | 6.0 | 3 | 29 | 9.7 | 29 | 0 | 12 | 0 | 0 | 0 | | |
| 2006 Jacksonville | 16/16 | 85 | 61 | 24 | 0.0 | 0.0 | 2 | 25 | 12.5 | 14 | 0 | 0 | 0 | 1 | 6 | | |
| NFL TOTALS | 96/96 | 521 | 366 | 155 | 4.5 | 37.0 | 18 | 195 | 10.8 | 43 | 0 | 59 | 1 | 4 | 6 | | |

POSTSEASON

| Club | Tackles | | | | Sacks | | Interceptions | | | | | | | | | | |
|-------------------|------------|-----------|-----------|-----------|------------|------------|---------------|-----------|-------------|-----------|----------|----------|----------|----------|----------|--|--|
| | G/S | Tkl | So | Ast | QB | Yds | No | Yds | Avg | LG | TD | PD | FF | FR | Yds | | |
| 2003 Carolina | 4/4 | 31 | 19 | 12 | 0.0 | 0.0 | 1 | 16 | 16.0 | 16 | 0 | 4 | 0 | 0 | 0 | | |
| 2005 Jacksonville | 1/1 | 10 | 6 | 4 | 0.0 | 0.0 | 0 | 0 | 0.0 | 0 | 0 | 0 | 0 | 0 | 0 | | |
| NFL TOTALS | 5/5 | 41 | 25 | 16 | 0.0 | 0.0 | 1 | 16 | 16.0 | 16 | 0 | 4 | 0 | 0 | 0 | | |

GRANT'S SINGLE-GAME HIGHS

Tackles: 12, vs. Atlanta (9/28/03)

Interceptions: 3, vs. Minnesota (9/22/02)

Sacks: 1, 4 Times, last vs. Houston (11/6/05)

Forced Fumbles: 1, vs. Atlanta (11/24/02)

Fumble Recoveries: 1, 4 Times, Last vs. Washington (10/1/06)

ADDITIONAL STATS

Special Team Tackles: 2001 (2); **Career:** 2

CHRIS GRAY

Guard

6-4

305

Auburn

15th NFL Season

10th Seahawks Season

Unrestricted FA (Chicago) 1998

2006 Games/Starts: 15/15

Career Games/Starts: 192/154

June 19, 1970

Birmingham, Alabama

62

2006: Started 15 of 15 games played at right guard. Inactive (thigh) in the finale at Tampa Bay (12/31) snapping club record of 121 straight regular-season starts. Returned to start both playoff games.

PRO: Entered the NFL as a fifth-round draft choice (132nd overall) of the Miami Dolphins in 1993. Played in 42 games with 23 starts for Miami from 1993-96. Spent one season with the Chicago Bears (1997), before joining the Seahawks in 1998. Moved to right guard in 2001 from center where he had started 34 games from 1998-00. Streak of 121 consecutive regular-season games at either guard or center (1999-2006) for the Seahawks is a club record.

1993: Saw action in five games as a rookie. Was inactive for 10 games and did not play in another.

1994: Played in all 16 games and both playoff contests. Started two games. Made first NFL start versus L.A. Raiders (10/16).

1995: Started the first 10 games before suffering a season-ending left ankle injury versus New England (11/12). Placed on injured reserve (11/15). Underwent surgery to repair ligament damage (11/17).

1996: Returned from ankle injury and started the first 11 games. Suffered a broken ankle at Houston (11/17) and missed the remainder of the season.

1997: Played in eight games with two starts for the Chicago Bears after signing as a free agent (9/10).

1998: Signed as a free agent with the Seahawks April 15, 1998. Started the final eight games of the season replacing an injured Kevin Glover (back) at center. Inactive versus Oakland (11/1) with a concussion. Helped pave the way for a 105-yard rushing day for Ricky Watters in his first start versus Kansas City (11/8). Part of an offensive line that was instrumental in Watters setting a career-high with 178 yards versus Indianapolis (12/20). Served as the deep snapper for field goals and extra points all season.

1999: Started 10 games at center and played in all 16. Handled snapping duties for field goals and PATs. Took over starting job at center for the remainder of the season for an injured Glover (blood clot) at Green Bay (11/1). Part of an offensive line that helped Watters rush for a 125

yards at Green Bay on Monday night football (11/1). Helped Watters rush for a season-high 133 yards versus Cincinnati (11/7).

2000: Started 16 games for the first time in his career. Entered the season as the starting center for the first time with the Seahawks. Helped Watters average 4.5 yards per carry and Alexander average 4.9 (second among rookies in 2000). Part of an offensive line that did not allow a sack in back-to-back games at Atlanta (12/3) and at Denver (12/10) - the first time that has been accomplished by the Seahawks in 324 games.

2001: Started all 16 games for the second consecutive season. Started every game at right guard and became part of a solid front line that helped Alexander rush for 1,318 yards and a league-leading 14 touchdowns. Part of starting unit versus Oakland (11/11) that helped Alexander to the fourth-best rushing game in NFL history (266 yards) and helped set a franchise record with 319 rushing yards as a team.

2002: Only one of two Seattle offensive linemen to start all 16 games (Robbie Tobeck). Started first four games at right guard before starting the final 12 games at left guard for injured Steve Hutchinson (leg). Helped solidify an offensive line that helped Alexander set a franchise record with 18 total touchdowns and 16 rushing scores. Provided solid protection for quarterback Matt Hasselbeck's four 300-yard plus passing games over the final six games of the season. Made the switch to left guard in the third quarter versus Minnesota (9/29), a game in which the line didn't allow a sack, the first game since 11/18/01 at Buffalo.

2003: Started all 16 games at right guard assisting Alexander in establishing a career high with 1,435 rushing yards. Seattle's 125.6 rushing average per game was the most since 1995 (136.1). Offense ranked sixth in the NFL (10th rushing, 7th passing). Helped Hasselbeck set franchise record and rank fourth in the NFL in passing yards (3,841). Part of an offensive line that did not allow a sack versus Detroit (11/16), just the second time since 11/18/01 at Buffalo.

2004: Started all 16 games at right guard and helped Alexander to the Seahawks' single-season rushing record with 1,696 yards. Part of an

offensive line that allowed just 34 sacks, tied for the second-lowest total since 1988. Helped Alexander rank first in the NFC in yards, yards per carry (4.8), non-kicker scoring (120), rushing touchdowns (16), and total touchdowns (20).

2005: Started all 16 games. Has started 106 consecutive games for the Seahawks eclipsing Cortez Kennedy's club record of 100. Part of an offensive line that allowed just 27 sacks, tied for fifth fewest in the NFL. Part of a line that helped set a franchise record with 320 yards rushing versus Houston (10/16) and two 100-yard rushers in the same game for just the third time in team history. Helped pave the way for Alexander to gain club-record 1,880 yards rushing and set NFL record with 28 total touchdowns.

Started all three postseason games.

COLLEGE: Four-year letterman and two-year starter at Auburn. Second-team All-American and first-team all-SEC selection as a senior. Also earned all-SEC academic honors. Played left tackle as a junior and senior starting every game. Split time between tackle and tight end in first two seasons. Received a B.S. Degree in Marketing.

PERSONAL: Lettered in football at Homewood High in Birmingham, Ala. Played tight end and defensive end. He and his wife, Julie, live in Plantation, Fla. They have a daughter, Grace and son, Matthew.

GRAY'S NFL RECORD

| Year | Team | — | GP/GS | Postseason | Year | Team | — | GP/GS | Postseason |
|------|---------|---|-------|------------|-------------------|---------|----------------|------------|------------|
| 1993 | Miami | — | 5/0 | | 2001 | Seattle | — | 16/16 | |
| 1994 | Miami | — | 16/2 | 2/0 | 2002 | Seattle | — | 16/16 | |
| 1995 | Miami | — | 10/10 | | 2003 | Seattle | — | 16/16 | |
| 1996 | Miami | — | 11/11 | | 2004 | Seattle | — | 16/16 | 1/1 |
| 1997 | Chicago | — | 8/2 | | 2005 | Seattle | — | 16/16 | 3/3 |
| 1998 | Seattle | — | 15/8 | | 2006 | Seattle | — | 15/15 | 2/2 |
| 1999 | Seattle | — | 16/10 | 1/1 | NFL TOTALS | — | 192/154 | 9/7 | |
| 2000 | Seattle | — | 16/16 | | | | | | |



BRANDON GREEN

Defensive End **6-3** **265**

Rice

5th NFL Season

1st Seahawks Season

Unrestricted FA (St. Louis) 2007

2006 Games/Starts: 13/5

Career Games/Starts: 32/6

September 5, 1980

Vanderbilt, Texas

70

2006: Played in 13 games making first start week 13 versus Arizona. Totaled 30 tackles with half of a sack, a pass defended and one special teams tackle.

PRO: A high motor player that is able to make plays with hustle and effort. Can play defensive end and pass-rushing tackle. Signed by the Seahawks April 25, 2007, after two seasons with the St. Louis Rams. Missed rookie season and most of second season with patella (knee) fracture after originally being selected by Jacksonville in sixth round (176th overall) of 2003 NFL Draft. 2005: Made first career sack on Titans' QB Steve McNair versus Tennessee (9/25), adding three tackles. Notched four tackles, one special teams tackle, and 1.0 sack ver-

sus Jacksonville (10/30). 2004: Made NFL debut at Tennessee (9/26) tallying one solo tackle. Had one quarterback pressure versus Kansas City (10/24) re-aggravating patella injury and placed on injured reserve (10/26). 2003: Missed rookie season with Jaguars after suffering patella fracture in practice (9/17). Was inactive for first two weeks of season prior to injury.

COLLEGE: Rice's career sack leader with 25.0. Finished Owls' career with 209 tackles (138 solo), eight forced fumbles, two fumble recoveries, two interceptions, and four passes defended in 44 games. Earned all-WAC first-team honors as senior, starting every game. As junior, earned first-team all-WAC honors, while starting every game. Won Joe Lipscomb Award

as school's top true freshman player. Played in all 11 games. Sports medicine/managerial studies major.

PERSONAL: Born James Brandon Green in Vanderbilt, Texas and was a four-year starter at Industrial High in Vanderbilt. As a senior, earned first-team Class 3A all-state, all-district, and all-county honors at tight end. Also made 43 tackles and forced three fumbles. Was a two-

year captain and helped team to a 41-5 record in four years, capturing three district titles. Member of National Honor Society and served as chapter president of Fellowship of Christian Athletes. Has managed juvenile diabetes since childhood. While with the Rams, he made hospital visits and supported Juvenile Diabetes Research Foundation.

GREEN'S NFL RECORD

| Club | G/S | Tackles | | | Sacks | | Interceptions | | | LG | TD | PD | FF | FR | Yds |
|-------------------|-------------|-----------|-----------|-----------|------------|-------------|---------------|----------|------------|----------|----------|----------|----------|----------|----------|
| | | Tkl | So | Ast | QB | Yds | No | Yds | Avg | | | | | | |
| 2003 Jacksonville | 0/0 | 0 | 0 | 0 | 0.0 | 0.0 | 0 | 0 | 0.0 | 0 | 0 | 0 | 0 | 0 | 0 |
| 2004 Jacksonville | 3/0 | 2 | 2 | 0 | 0.0 | 0.0 | 0 | 0 | 0.0 | 0 | 0 | 0 | 0 | 0 | 0 |
| 2005 St. Louis | 16/1 | 32 | 16 | 16 | 3.0 | 19.0 | 0 | 0 | 0.0 | 0 | 0 | 2 | 1 | 0 | 0 |
| 2006 St. Louis | 13/5 | 30 | 11 | 19 | 0.5 | 5.0 | 0 | 0 | 0.0 | 0 | 0 | 1 | 0 | 0 | 0 |
| NFL TOTALS | 32/6 | 64 | 29 | 35 | 3.5 | 24.0 | 0 | 0 | 0.0 | 0 | 0 | 3 | 1 | 0 | 0 |

GREEN'S SINGLE-GAME HIGHS

Tackles: 4, 2Times, Last at Oakland (12/17/06)

Sacks: 1.0, 3Times, Last vs. Arizona (11/20/05)

ADDITIONAL STATS

Special Teams Tackles: 2005 (7, FF), 2006 (1); **Career:** 8.



MIKE GREEN

Safety
Northwestern State
8th NFL Season
2nd Seahawks Season
Trade (Chicago) 2006
2006 Games/Starts: 0/0
Career Games/Starts: 81/45
December 6, 1976
Ruston, Louisiana

6-0 200

42

2006: Placed on injured reserve September 2 following a Lisfranc injury suffered in the third preseason game at San Diego (8/26).

PRO: Joined the Seahawks April 25, 2006, via trade with the Chicago Bears for Seattle's sixth-round draft choice (200th overall) in the 2006 NFL Draft. Veteran defensive back has been used primarily at safety—moving from strong safety to free safety in 2005—but has also seen time as an extra cornerback during career. Played in every game since 2004 and has started 45 of 81 career games played. Before joining the Seahawks, career tackle total (437) was third most on the Bears' roster since 2001 and only Brian Urlacher (790) had more. Started every game at strong safety in 2002 and 2004

and tied for the Bears lead in takeaways in 2004 with six (two interceptions, four fumble recoveries) while forcing two fumbles. According to press box statistics, recorded the third-most tackles in the NFL by a defensive back in 2004 and led all defensive backs in tackles in 2002. Was tied for second on Bears in tackles in 2003 when he sustained an injury that allowed him to play only four more games that season. Solid special teams player throughout career, 57 all-time special teams tackles ranked fourth for the Bears. Earned 'Mr. Irrelevant' honors as the final player selected in the 2000 NFL Draft by the Bears. **2000:** Saw action in seven games on special teams, contributing three tackles. Was inactive first two games before NFL debut at Soldier Field versus the N.Y.

Giants (9/17). **2001:** Bears leading tackler among non-starters recording 68 tackles as the team's dime-back in 16 regular season games played, starting twice when the team opened the game with their dime package. Special teams stalwart ranked second for Bears with career-high 25 special teams tackles. Totaled three tackles, including first career sack, and a forced fumble versus San Francisco (10/28) in first career start in dime package. Notched 11 tackles at Minnesota (11/25), including a forced fumble. Posted seven tackles, including a sack, at Washington (12/23). Wrapped up eight tackles versus Jacksonville (1/6/02), including one sack. Had three tackles in Divisional Playoff versus Philadelphia (1/19/02). **2002:** In first season as Bears starting strong safety, ranked second on team with career-high 138 tackles while ranking third with 15 special teams tackles. Twice led Chicago defenders in tackles and only player besides Brian Urlacher to do so in 2002. Reached double-digits in seven games. Recovered first career fumble at Minnesota (10/27) while leading secondary with 10 tackles. Led Bears with career-high 14 tackles versus N.Y. Jets (12/15). **2003:** Started the first six games at strong safety, but a groin injury kept him out of six of the last 10 games while making just two more starts. Still ranked 10th on the team in tackles and recorded first-career interception while starting 8-of-10 games played. Inactive for games eight, 11-12, and 15 before going on injured reserve due to injury. Set up Bears field goal with interception and 3-yard return in second quarter versus Green Bay (9/29) while tying for team-high with nine tackles. Recorded two tackles, with a half sack, at Seattle (10/19) in his 22nd straight start, but left game in fourth quarter with groin injury. **2004:** Started all 16 games at strong safety for the second time in career, led the secondary and ranked second on the team with 132 tackles, the

second-highest total of career. Tied Nathan Vasher for team-lead in takeaways with six after tying for the NFL lead with four fumble recoveries and a career-high two interceptions. Paced Bears with 11 passes defended, adding 1.5 sacks, and one forced fumble. Recorded second career interception, adding four tackles versus Detroit (9/12) in third consecutive season-opening start. Registered 10 tackles and dove for interception on Chicago's 6-yard line at Green Bay (9/19). Led secondary with 11 tackles versus Washington (10/17) to rank second on team. Tied for the team lead with 12 tackles versus Indianapolis (11/21). Led secondary with 11 tackles at Detroit (12/26) and combined with Lance Briggs on a sack; forced interception returned for touchdown by Briggs by pressuring Joey Harrington. **2005:** Started the season-opener for the fourth straight season and played in every contest for second consecutive campaign. Ranked fifth in the secondary with 51 tackles adding one interception, five passes defended and forced two fumbles. Registered 11 special teams tackles which ranked fifth on the team. Participated in games 1-16, starting games 1 and 13-14 at free safety. Started at free safety at Washington (9/11) and recorded three tackles. Notched season-best seven tackles at Tampa Bay (11/27) and added two special teams tackles. Filled in for injured Chris Harris and made six tackles versus Green Bay (12/4). Started at Pittsburgh (12/11) and made five tackles and forced a fumble. In best performance of season, tallied one interception, forced another interception with a crushing tackle, totaled seven tackles and two passes defended versus Atlanta (12/18). Notched two tackles in Divisional Playoff versus Carolina (1/18) and added two special teams tackles.

COLLEGE: Four-year letterwinner and two-year starter at safety at Northwestern State

GREEN'S NFL RECORD

| Club | Tackles | | | | Sacks | | Interceptions | | | | LG | TD | PD | FF | FR | Yds |
|--------------|------------------------|-----|-----|-----|-------|------|---------------|-----|------|----|----|----|----|----|----|-----|
| | G/S | Tkl | So | Ast | QB | Yds | No | Yds | Avg | | | | | | | |
| 2000 Chicago | 7/0 | 0 | 0 | 0 | 0.0 | 0.0 | 0 | 0 | 0.0 | 0 | 0 | 0 | 0 | 0 | 0 | |
| 2001 Chicago | 16/2 | 68 | 46 | 22 | 3.0 | 17.0 | 0 | 0 | 0.0 | 0 | 0 | 4 | 2 | 0 | 0 | |
| 2002 Chicago | 16/16 | 138 | 89 | 49 | 1.0 | 10.0 | 0 | 0 | 0.0 | 0 | 0 | 5 | 0 | 2 | -1 | |
| 2003 Chicago | 10/8 | 48 | 31 | 17 | 0.5 | 1.5 | 1 | 3 | 3.0 | 3 | 0 | 2 | 0 | 0 | 0 | |
| 2004 Chicago | 16/16 | 132 | 84 | 48 | 1.5 | 5.5 | 2 | 0 | 0.0 | 0 | 0 | 11 | 1 | 4 | 3 | |
| 2005 Chicago | 16/3 | 51 | 32 | 19 | 0.0 | 0.0 | 1 | 14 | 14.0 | 14 | 0 | 5 | 2 | 1 | 0 | |
| 2006 Seattle | Injured Reserve (Foot) | | | | | | | | | | | | | | | |
| NFL TOTALS | 81/45 | 437 | 282 | 155 | 6.0 | 34.0 | 4 | 17 | 4.3 | 14 | 0 | 27 | 5 | 7 | 2 | |

POSTSEASON

| Club | Tackles | | | | Sacks | | Interceptions | | | | LG | TD | PD | FF | FR | Yds |
|--------------|------------------------|-----|----|-----|-------|-----|---------------|-----|-----|---|----|----|----|----|----|-----|
| | G/S | Tkl | So | Ast | QB | Yds | No | Yds | Avg | | | | | | | |
| 2001 Chicago | 1/0 | 3 | 2 | 1 | 0.0 | 0.0 | 0 | 0 | 0.0 | 0 | 0 | 0 | 0 | 0 | 0 | |
| 2005 Chicago | 1/0 | 2 | 2 | 0 | 0.0 | 0.0 | 0 | 0 | 0.0 | 0 | 0 | 0 | 0 | 0 | 0 | |
| 2006 Seattle | Injured Reserve (Foot) | | | | | | | | | | | | | | | |
| NFL TOTALS | 2/0 | 5 | 4 | 1 | 0.0 | 0.0 | 0 | 0 | 0.0 | 0 | 0 | 0 | 0 | 0 | 0 | |

(La.) (1996-99), earning All-America and All-Southland Conference honors as a junior and senior. Ranked third on team with 99 tackles as a senior after finishing second on team with 104 tackles his junior season. Recorded 25 passes defended and four interceptions during his career. Also excelled on track team, anchoring the Demons relay teams. Majored in criminal justice.

PERSONAL: First-team All-State selection and team MVP at Ruston (La.) H.S. Had seven

blocked kicks and five interceptions as a senior after two blocked kicks and two interceptions as a junior. Past community involvement includes participating with fellow members of Bears secondary and Meals on Wheels to "Intercept Hunger" with meal donations being made based on player performance. Has three daughters, Virginia Rae, Haley Michelle and Hunter Mikhayla. Michael Wayne Green is the youngest of three children of Rosie and Shelly Green.

GREEN'S SINGLE-GAME HIGHS

Tackles: 14, vs. N.Y. Jets (12/15/02)

Interceptions: 1, 4 Times, Last vs. Atlanta (12/18/05)

Sacks: 1, 5 Times, Last vs. Philadelphia (10/3/04)

ADDITIONAL STATS

Special Teams Tackles: 2000 (3), 2001 (25), 2002 (15), 2003 (2), 2004 (1), 2005 (10); **Career:** 56.



DAVID GREENE

Quarterback 6-3 225
Georgia
2nd NFL Season
3rd Seahawks Season
3rd Round 2005
2005 Games/Starts: 0/0
Career Games/Starts: 0/0
June 22, 1982
Snellville, Georgia

2006: Inactive for 12 games as the third quarterback and was Seneca Wallace's backup for games 7-10 with Matt Hasselbeck (knee) inactive. Did not play in any of those four games.

PRO: Drafted with first of two third-round selections (85th overall) in the 2005 NFL Draft. Highest pick used on quarterback since Seahawks chose Brock Huard with 77th overall pick in 1999. Fifth quarterback selected since Mike Holmgren took over team. Left-handed. **2005:** Inactive all 16 games as the third quarterback.

COLLEGE: Started an NCAA-record 52 consecutive games at University of Georgia. Became winningest quarterback in NCAA Division 1-A history with 42 career victories, eclipsing Peyton Manning's record of 39. Holds rare distinction of being only passer in Georgia history to start every game during four-year career. Led Bulldogs to 42-10 record, three straight seasons of 10-or-more wins, four straight bowl games, three-straight national top six finishes, two SEC Eastern Division titles (2002 and 2003) and 2002 SEC Championship. Finished collegiate

career with SEC-record 11,270 yards of total offense, surpassing Manning once again. Attempted second-most passes (1,440) in SEC history and 849 completions rank third. Both marks are school career records. Also set school records with 11,528 passing yards and 72 passing touchdowns. Owns school and conference career record for most consecutive passes without interception (214). Broke own previous mark of 176.

PERSONAL: Attended South Gwinnett (Snellville, GA) High. Earned *USA Today* All-USA honorable mention, *Atlanta Journal Constitution* Super Eleven, Super Southern 100, Top 75 in Georgia, Class AAAA All-State and Georgia Sports Writers Association Class AAAA All-State team. Named Gwinnett County co-Offensive Player of the Year. Completed 134 passes on 227 attempts for 2,102 yards and 10 touchdowns during senior year. Led team to back-to-back playoff appearances for first time in school history. Majored in Business. Married to Veronica.

D.J. HACKETT

Wide Receiver 6-2 208
 Colorado
 4th NFL Season
 4th Seahawks Season
 5th Round 2004
 2006 Games/Starts: 14/5
 Career Games/Starts: 27/8
 July 3, 1981
 Ontario, California

18

2006: Despite a stacked receiving corps, saw action in 14 games with five starts. Finished third on the team with career highs of 45 receptions for 610 yards and tied for second on the club with a career-high four touchdowns. Only reception in season opener at Detroit (9/10) was a key 14-yard reception that resulted in a first down that preserved Seattle's game-winning drive. Was inactive games three and four with the addition of Deion Branch to the roster. Filled a key role when Bobby Engram (thyroid condition) missed nine ballgames. Scored first touchdown of the season at Kansas City (10/29) on an 8-yard pass from Seneca Wallace. Recorded five receptions for 67 yards including a 23-yard touchdown versus Green Bay (11/27). Posted first-career 100-yard game at Arizona (12/10) with 104 yards on four receptions. Also had a touchdown and tied a career long with a 47-yard reception. Posted career high with eight receptions the following week versus San Francisco (12/14) totaling 87 yards. Had two receptions for 8 yards versus Dallas (1/6/07) in the Wild Card Game, but injured ankle in that game and was inactive the following week at Chicago (1/14/07).

PRO: Chosen with the 25th selection of the fifth round (157th overall) of the 2004 NFL Draft. Seventh receiver taken by team since 1999,

Coach Holmgren's first season in Seattle.

2004: Declared inactive the first seven games of the season before being placed on injured reserve (hip) November 5. **2005:** Saw action in 13 games, starting three, and catching 28 passes for 400 yards and two touchdowns. Inactive first three games of the season before making NFL debut in four-wide receiver sets at Washington (10/2). Started first career game the next week at St. Louis (10/9) with injuries to Darrell Jackson (knee) and Bobby Engram (ribs). Caught five passes for 43 yards versus at St. Louis. Posted season-high 78 yards and first-career touchdown on two receptions, including a season-long 47-yard reception in second game versus Rams (11/13). Hauled in career-high six passes for 67 yards and touchdown at San Francisco (11/20). Had key 38-yard reception in overtime versus N.Y. Giants (11/27) that led to a Josh Brown game-winning field goal. Saw action in all three postseason games but did not have a reception.

COLLEGE: Played two seasons at California State University-Northridge until the football program was discontinued in 2001. Transferred to Colorado and played a big part in the revival of the Buffalos' passing attack. In two seasons with the Buffs, hauled in 86 passes for 1,224 yards (14.2 avg.) and 11 touchdowns. Was an

HACKETT'S NFL RECORD

| | | Receiving | | | | | | Rushing | | | |
|------------|---------|-----------|----|-------|------|----|----|---------|-----|-----|----|
| | Club | G/S | No | Yds | Avg | LG | TD | Att | Yds | Avg | TD |
| 2004 | Seattle | 0/0 | 0 | 0 | 0.0 | 0 | 0 | 0 | 0 | 0.0 | 0 |
| 2005 | Seattle | 13/3 | 28 | 400 | 14.3 | 47 | 2 | 0 | 0 | 0.0 | 0 |
| 2006 | Seattle | 14/5 | 45 | 610 | 13.6 | 47 | 4 | 0 | 0 | 0.0 | 0 |
| NFL TOTALS | | 27/8 | 73 | 1,010 | 13.8 | 47 | 6 | 0 | 0 | 0.0 | 0 |

POSTSEASON

| PERSON | | | | | | | | | | | |
|--------------|-----|-----------|-----|-----|----|----|---------|-----|-----|----|--|
| | | Receiving | | | | | Rushing | | | | |
| Club | G/S | No | Yds | Avg | LG | TD | Att | Yds | Avg | TD | |
| 2005 Seattle | 3/0 | 0 | 0 | 0.0 | 0 | 0 | 0 | 0 | 0.0 | 0 | |
| 2006 Seattle | 1/0 | 2 | 8 | 4.0 | 4 | 0 | 0 | 0 | 0.0 | 0 | |
| NFL TOTALS | 4/0 | 2 | 8 | 4.0 | 4 | 0 | 0 | 0 | 0.0 | 0 | |

All-Big 12 Conference first-team selection as a senior by *The NFL Report* and selected by his teammates as Colorado's 2003 Most Valuable Player after setting a school single-season record with 78 receptions for 1,013 yards and seven touchdowns. Hauled in 100 passes for 1,507 yards and 17 touchdowns in two seasons with CSU-Northridge.

PERSONAL: Attended San Dimas (Calif.) High

where he was a three-year letter winner in football, basketball, and track. Earned All-Valley Vista League, All-CIF, All-Inland Valley, and was a *Los Angeles Times* All-Star as a senior. Father, Eddie, played briefly with the Minnesota Vikings. Born DeAndre James Hackett but has gone by D.J. for as long as he can remember. Majored in Kinesiology. Married to Alexandra.

HACKETT'S SINGLE-GAME HIGHS

Most Receptions: 8, at San Francisco (12/14/06)

Most Yards: 104, at Arizona (12/10/06)

Longest Reception: 47, 2 Times, last at Arizona (12/10/06) **Most Touchdowns:** 1, 6 Times, Last at Tampa Bay (12/31/06)



MATT HASSELBECK

Quarterback 6-4 225
Boston College
9th NFL Season
7th Seahawks Season
Trade (Green Bay) 2001
2006 Games/Starts: 12/12
Career Games/Starts: 119/80
September 25, 1975
Westwood, Massachusetts

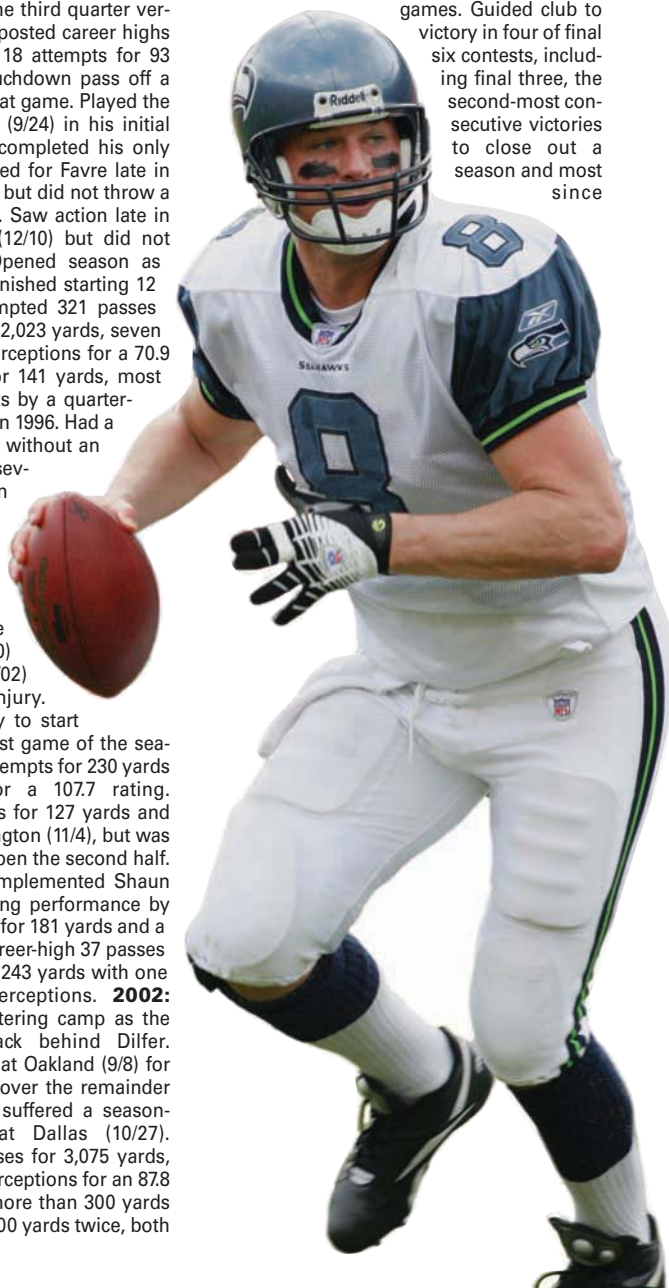
2006: Started 12 games missing four with a knee injury suffered late in the first half versus Minnesota (10/22). Posted second-best career completion percentage of .833 (25 of 30) with 210 yards at Detroit (9/10) in season opener. Led team to game-winning field goal position. Tied franchise record with five touchdown passes versus N.Y. Giants (9/24). Second time in career posting as many touchdown passes (11/23/03 at Baltimore). Totaled a season high 268 passing yards at St. Louis (10/15) to go along with three touchdown tosses and a 110.9 passer rating, second highest of the season. Injured right knee late in the first half versus Minnesota (10/22) after Vikings' E.J. Henderson rolled into it. Was inactive the following four games but returned to action for a Monday Night game versus Green Bay (11/27) on a snow covered Qwest Field. Passed for three touchdowns in that game. Led Seattle to game-winning field goal at Denver (12/3) for Seahawks first win in the Mile High city since 1995. Posted season-high 133.5 passer rating at Arizona (12/10) after passing completing 20 of 28 attempts for 243 yards and three touchdowns. Started both post-season games completing 36 of 69 passes for 435 yards with three touchdowns and three interceptions.

PRO: The Seahawks' all-time, highest-rated

passer (85.1) ahead of Dave Krieg (82.3). Has 2,576 career attempts and 1,552 completions for 18,367 yards, 114 touchdowns, and 72 interceptions. Totaled 12-career 300-yard games through just 57 starts, a plateau it took Krieg, Seattle's former leader in that category (11), 114 starts to reach. Joined the Seahawks March 2, 2001, via a trade with Green Bay. Seattle received Hasselbeck and the Packers' 2001 first-round draft choice (17th overall-Steve Hutchinson) in exchange for Seattle's 10th selection in the first round and a third-round choice. An original 1998 sixth-round draft choice of the Packers during Mike Holmgren's reign in Green Bay. Spent the 1998 season on the practice squad before re-signing with the Packers as a free agent in February of 1999. Has played in 119 career games, 86 at quarterback. Most action early in his career was as the holder for the extra point and field goal units during his first three seasons. **1998:** Spent the entire season on the Packers' practice squad. **1999:** Won the role of backup with an impressive pre-season performance. Played in all 16 games as the holder for extra point and field goal teams and saw action in four games at quarterback. Attempted 10 passes, completing three for 41 yards and a touchdown, without an interception. First NFL touchdown pass came on a fake

field-goal attempt at Minnesota (12/20) with a 9-yard toss. First NFL action came in the fourth quarter in a 31-3 victory at San Diego (10/24). **2000:** Played in all 16 games serving primarily as the holder on the extra point and field goal units for the Packers. Saw action under center in four games backing up Brett Favre for a second straight year. Completed 10 of 19 passes for 104 yards and one touchdown without an interception for a 86.3 passer rating. Replaced an injured Favre (foot) in the third quarter versus Tampa Bay (11/12) and posted career highs with nine completions on 18 attempts for 93 yards. Threw a 27-yard touchdown pass off a fake field goal attempt in that game. Played the final two series at Arizona (9/24) in his initial action of the season and completed his only attempt for 11 yards. Subbed for Favre late in the game at Chicago (12/3), but did not throw a pass and was sacked once. Saw action late in the game versus Detroit (12/10) but did not attempt a pass. **2001:** Opened season as starter for Seahawks and finished starting 12 of 13 games played. Attempted 321 passes completing 176 (54.8%) for 2,023 yards, seven touchdowns, and eight interceptions for a 70.9 rating. Rushed 40 times for 141 yards, most rushing yards for Seahawks by a quarterback since Rick Mirer's 191 in 1996. Had a string of 123 pass attempts without an interception, tied for the seventh-longest streak in team history. Did not start versus Jacksonville (10/7) or Denver (10/14) because of a groin injury suffered at Oakland (9/30). Did not start final two games of the season at San Diego (12/30) or versus Kansas City (1/6/02) due to a shoulder injury. Returned from groin injury to start versus Miami and had finest game of the season, completing 16 of 28 attempts for 230 yards and two touchdowns for a 107.7 rating. Completed six of 12 passes for 127 yards and two interceptions at Washington (11/4), but was relieved by Trent Dilfer to open the second half. Versus Oakland (11/11), complemented Shaun Alexander's 266-yard rushing performance by completing 15 of 23 passes for 181 yards and a touchdown. Attempted a career-high 37 passes at Denver for a career-high 243 yards with one touchdown and two interceptions. **2002:** Started 10 games after entering camp as the team's second quarterback behind Dilfer. Started the season opener at Oakland (9/8) for Dilfer (knee) before taking over the remainder of the season after Dilfer suffered a season-ending Achilles injury at Dallas (10/27). Completed 267 of 419 passes for 3,075 yards, 15 touchdowns, and 10 interceptions for an 87.8 passer rating. Passed for more than 300 yards four times and surpassed 400 yards twice, both

club records for a single season. Set team marks for completions (36) and yards (449) at San Diego (12/29) after attempting a franchise-record 55 passes at San Francisco (12/1). Completion percentage (63.7) was tops in the NFC (5th NFL) and 87.8 passer rating was second in the NFC (6th NFL). Led an offense that averaged an NFL-high 476 yards per game over the final six games, which included a franchise-record three 500-yard games. Guided club to victory in four of final six contests, including final three, the second-most consecutive victories to close out a season and most since



five in 1986. Versus Kansas City (11/24), completed 25 of 36 passes for a then career-high and NFL week 12 best 362 yards with a career-best three touchdowns for a 129.6 rating. The career performance only lasted one week after passing for a franchise-record 427 yards on a club-high 55 attempts at San Francisco (12/1). Set a personal high with 30 completions, third-most in team annals, while tying a personal mark with three touchdown passes. Became just the second quarterback in team history to throw for 300 yards in back-to-back games, joining Zorn who did it twice (1979 & 1981), and the first Seahawks quarterback to throw for multiple 300-yard games in the same season since Krieg in 1985. Led team to 32 first downs versus Kansas City, and combined with the Chiefs' 32 set an NFL record for most in one game (64). Also led Seattle to 534 total yards in that game, first time eclipsing 500 team yards since October 26, 1997, versus Oakland. Led team to 507 yards versus San Francisco, the first time Seattle had ever posted back-to-back 500-yard games. Passed for 303 yards and a touchdown versus St. Louis (12/22) and 298 yards with a touchdown at Atlanta (12/15). In record-breaking season finale at San Diego, scored first-career rushing touchdown on a 1-yarder with one second remaining in regulation to send the game into overtime. **2003:** Validated one of the finest seasons by a quarterback in club history with a trip to the Pro Bowl after leading club to first-ever undefeated home record. Finished the season second in the NFC with a franchise-record 3,841 passing yards (behind Marc Bulger's 3,845) and tied Brad Johnson for second with 26 touchdown passes behind Favre (32). Passer rating of 88.8 tied Aaron Brooks for third in the conference behind Daunte Culpepper (96.4) and Favre (90.4), while his rating on third down (107.3) was second in the NFC (3rd NFL). In addition to setting the club record for most passing yards in a single season (surpassing Warren Moon's 1997 total—3,678), he tied Moon's single-season club record for most completions (313). Tied own record for most 300-yard games in a season (4). Total of 26 touchdown passes ranked third on the club's all-time single-season list, while becoming the first quarterback since Mirer in 1993 to start all 16 games. Posted at least an 85.0 passer rating 10 times, including the opener versus New Orleans (9/7) where a 99.4 rating was the result of two touchdowns and no interceptions. Had another two-touchdown performance (110.6 rating) the following week at Arizona (9/14) that included touchdown passes of 55 and 66 yards to Darrell Jackson. Led Seattle back from a 23-10 fourth-quarter deficit to defeat St. Louis (9/21) 24-23. Completed a 3-yard touchdown pass to Koren Robinson with one minute to play for the go-ahead score. Also rushed for season-high 28 yards in that game. Led team to a Sunday night

football victory over San Francisco (10/12). Led team on another game-winning drive versus Chicago (10/19) after directing a seven-play, 72-yard drive that resulted in the go-ahead touchdown with :58 to go. Completed 19 of 27 passes for 215 yards, a touchdown, and interception in that game. Passed for season-high 347 yards and tied season high with 26 completions at Cincinnati (10/26), but also threw a season-high three interceptions after attempting a season-high 43 passes. Enjoyed a sweet November compiling a 107.4 passer rating during the month after tossing 11 touchdowns to just two interceptions. Led Seattle to a 3-0 home record during the month, passed for at least 300 yards three times, and took Seattle's offense from 11th to fourth overall. Against Pittsburgh (11/2), posted a 152.1 rating in the second half completing 10 of 15 passes for 139 yards and a touchdown. Posted career-best completion percentage (75.0, 21 of 28) versus Detroit (11/16). Earned NFL/FedEx Air Player of the Week in one of the guttiest performances of career at Baltimore (11/23) against the NFL's third-rated pass defense. Tied Moon's and Krieg's team record with five touchdown passes. Completed 23 of 41 passes for 333 yards and a 122.3 passer rating. Connected with Jackson for a career-long 80-yard touchdown. Repeated as NFL/FedEx Air Player of the Week after completing 26 of 35 attempts (74.3%) for 328 yards, three touchdowns, and an interception the following week versus Cleveland's (11/30) second-rated pass defense. The game marked the first time in Seattle history with a 300-yard passer, 100-yard rusher (Alexander-127), and two 100-yard receivers (Robinson-122, Jackson-102). Ended regular season with a 315-yard performance in victory over the 49ers (12/27). Set club postseason record with 305-yard game at Green Bay (1/4/04). Also set club postseason records with 25 completions and 45 attempts. **2004:** Started 14 games completing 279 of 474 attempts for 3,382 yards, 22 touchdowns, and 15 interceptions. Touchdown total was good for fifth in the NFC (10th NFL). Totaled three, 300-yard games, tying Krieg for the most career games with 300-or-more yards passing (11). Also joined Krieg as only quarterbacks in club history to pass for 20-or-more touchdowns in consecutive seasons, while joining Zorn as the franchise's only quarterbacks to eclipse 3,000 yards three consecutive seasons. Named NFC Offensive Player of the Month for December after passing for 1,140 yards, completing 94 of 131 attempts (71.6%), 10 touchdowns, and four interceptions. Posted a 90 percent or better passer rating seven times and completed 70 percent or better five times. Opened the season with a 246-yard performance at New Orleans (9/12) along with a touchdown and interception. Only completed 12 passes at Tampa Bay (9/19), but one was a 27-yard touchdown pass to Robinson, the only touchdown of the game.

Passed for 254 yards and two touchdowns versus the 49ers (9/26) and also tossed two touchdowns at St. Louis (10/10). Attempted a season-high 50 passes at New England (10/17) for 349 yards. Had a career-high four interceptions at Arizona (10/24). Posted a season-high 130.8 rating at San Francisco (11/7) passing for 285 yards and three touchdowns. Declared inactive (thigh) versus Miami (11/21). Best individual performance came in losing effort on Monday Night Football versus Dallas (12/6). Completed 28 of 40 attempts for season-high 414 yards with three touchdowns and no interceptions. Followed that with a 334-yard game with three touchdowns and two interceptions at Minnesota (12/12). Was inactive (elbow) versus Arizona (12/26). Returned to action in the season finale versus Atlanta (1/2/05) and his two touchdown passes helped Seattle earn their first NFC West title. In playoff game versus St.

Louis (1/8/05), passed for 341 yards completing 27 of 43 attempts, two touchdowns, and an interception. Joined Dan Fouts and Bulger as the only players in NFL history to begin their postseason careers with two 300-plus passing games. Broke own Seahawks postseason record with 341 yards. **2005:** Highlighted one of the best performances by a quarterback by leading the team to the franchise's first Super Bowl. Started all 16 games for second time of career while leading the NFC and setting a club record for highest single-season passer rating (98.2). Named as the starter for the NFC Pro Bowl squad after completing 294 of 449 passes for 3,459 yards, 24 touchdowns and nine interceptions. Touchdown total led the NFC while completion percentage (65.5) was second. Eclipsed the 3,000-yard mark for the fourth straight year, breaking Zorn's club record (3). Passed for at least one touchdown in career-

HASSELBECK'S NFL RECORD

PASSING

| Year | Club | G/S | Att | Comp | Yds | Pct | TD | Int | LG | Sacked | Rate |
|---------------|-----------|---------------|--------------|--------------|----------------|-------------|------------|-----------|------------|------------------|-------------|
| 1998 | Green Bay | | | | Practice Squad | | | | | | |
| 1999 | Green Bay | 16/0 | 10 | 3 | 41 | 30.0 | 1 | 0 | 19 | 1/9 | 77.5 |
| 2000 | Green Bay | 16/0 | 19 | 10 | 104 | 52.6 | 1 | 0 | 27t | 1/2 | 86.3 |
| 2001 | Seattle | 13/12 | 321 | 176 | 2,023 | 54.8 | 7 | 8 | 64 | 38/251 | 70.9 |
| 2002 | Seattle | 16/10 | 419 | 267 | 3,075 | 63.7 | 15 | 10 | 49 | 26/143 | 87.8 |
| 2003 | Seattle | 16/16 | 513 | 313 | 3,841 | 61.0 | 26 | 15 | 80t | 42/246 | 88.8 |
| 2004 | Seattle | 14/14 | 474 | 279 | 3,382 | 58.9 | 22 | 15 | 60 | 30/155 | 83.1 |
| 2005 | Seattle | 16/16 | 449 | 294 | 3,459 | 65.5 | 24 | 9 | 56 | 24/154 | 98.2 |
| 2006 | Seattle | 12/12 | 371 | 210 | 2,442 | 56.6 | 18 | 15 | 72t | 34/229 | 76.0 |
| TOTALS | | 119/80 | 2,576 | 1,552 | 18,367 | 60.2 | 114 | 72 | 80t | 196/1,189 | 85.1 |

RUSHING

| Year | Club | G/S | Att | Yds | Avg | LG | TD |
|---------------|-----------|---------------|------------|------------|----------------|-----------|----------|
| 1998 | Green Bay | | | | Practice Squad | | |
| 1999 | Green Bay | 16/0 | 6 | 15 | 2.5 | 13 | 0 |
| 2000 | Green Bay | 16/0 | 4 | -5 | -1.3 | -1 | 0 |
| 2001 | Seattle | 13/12 | 40 | 141 | 3.5 | 17 | 0 |
| 2002 | Seattle | 16/10 | 40 | 202 | 5.1 | 21 | 1 |
| 2003 | Seattle | 16/16 | 36 | 125 | 3.5 | 18 | 2 |
| 2004 | Seattle | 14/14 | 27 | 90 | 3.3 | 19 | 1 |
| 2005 | Seattle | 16/16 | 36 | 124 | 3.4 | 23 | 1 |
| 2006 | Seattle | 12/12 | 18 | 110 | 6.1 | 19 | 0 |
| TOTALS | | 119/80 | 207 | 802 | 3.9 | 23 | 5 |

POSTSEASON

PASSING

| Year | Club | G/S | Att | Comp | Yds | Pct | TD | Int | LG | Sacked | Rate |
|---------------|---------|------------|------------|------------|--------------|-------------|----------|----------|------------|--------------|-------------|
| 2003 | Seattle | 1/1 | 45 | 25 | 305 | 55.6 | 0 | 1 | 34 | 2/14 | 67.4 |
| 2004 | Seattle | 1/1 | 43 | 27 | 341 | 62.3 | 2 | 1 | 25 | 3/9 | 93.3 |
| 2005 | Seattle | 3/3 | 103 | 62 | 707 | 60.2 | 4 | 1 | 37t | 5/30 | 89.7 |
| 2006 | Seattle | 2/2 | 69 | 36 | 435 | 52.2 | 3 | 3 | 37t | 3/16 | 68.2 |
| TOTALS | | 7/7 | 260 | 150 | 1,788 | 57.7 | 9 | 6 | 37t | 13/69 | 80.7 |



On September 24, 2006, Hasselbeck tossed five TDs versus the N.Y. Giants joining Dave Krieg as the only QBs in team history to pass for five touchdowns multiple times.

high 12 consecutive games. Had a December to remember posting the fourth-best passer rating in NFL history (135.5) during the month tossing 10 touchdowns and one interceptions with a completion percentage of 76.0. Totaled a 103.0 passer rating in eight road games and did not throw an interception on the road in final seven games (185 attempts) of the season. At St. Louis (10/9), earned NFC Offensive Player of the Week after passing for club-record 12th-career 300-yard game. Completed 27 of 38 passes for 316 yards and two touchdowns all without top two receivers Jackson (knee) and Bobby Engram (ribs). Rushed for season-high 40 yards and career-long 23 yarder versus Houston (10/16). Also had club-record consecutive passes without an interception streak ended at 159 (Zorn, 153). Tied game 10-10 with :40 to play versus Dallas (10/23) with a 1-yard touchdown toss which Seahawks eventually won on a field goal at the end of regulation. Played in 100th career game versus St. Louis (11/13). Completed 21 of 25 passes (career high and second in club history 84.0%) for 226 yards and season-high four touchdown passes versus San Francisco (12/11). Led team from a 10-point second-half deficit and compiled a season-high 147.7 passer rating at Tennessee (12/18). Started all three postseason games completing 62 of 103 attempts for 707 yards, four touchdowns and one interception.

HONORS: **2003:** *NFC Pro Bowl; Seattle Post Intelligencer Sports Star of the Year; FedEx Air Player of the Week 12 & 13.* **2004:** *NFC Offensive Player of the Month for December.* **2005:** *NFC Pro Bowl; PFW/PFWA All NFC Team; NFC Offensive Player of the Week 5.*

COLLEGE: Four-year letterman and two-year starter at Boston College. Finished fifth on the Eagles' career passing list with 4,548 yards, completing 390 of 701 passes with 22 touchdowns and 26 interceptions. Started 21 games while playing in 37. Completed 188 of 305 passes for 2,239 yards and 11 touchdowns with 10 interceptions as a senior, when he was the co-winner of the "Thomas F. Scanlon Award" as the school's outstanding senior scholar-athlete. Threw for 277 yards in a 22-of-33 performance, that included a school-record 14 consecutive completions, versus Notre Dame. Completed 31-of-46 attempts for a career-high 393 yards and three touchdowns in his final collegiate game in a victory over Army. As a junior, he hit on 171-of-330 passes for 1,990 yards and nine touchdowns with nine interceptions. Came off the bench to lead the team to a come-from-behind victory over Hawaii in the season opener. Started the next 10 games before separating his right shoulder, causing him to miss the season finale versus Miami (Fla.). Served as the Eagles' backup quarterback as a sophomore. Played in 11 games with one start. Completed 27 of 60 passes for 280 yards and two touchdowns, with seven interceptions. Saw action in five games as a redshirt freshman. Received a B.S. Degree in Marketing and Finance.

PERSONAL: Was an honorable mention All-American selection by *USA Today* as a senior at Xaverian Brothers High School in Westwood, Mass. Also garnered All-East honors from *Blue Chip Illustrated* and All-New England honors from *SuperPrep*. A two-year starter, he completed 90 of 120 passes for 1,490 yards and seven touchdowns as a senior. Also ran for 400

yards and three touchdowns en route to capturing conference title and runner-up in Massachusetts' Division 1-A Super Bowl. Also won three letters in basketball and two in baseball. Competed in CBS' version of the "NFL Quarterback Challenge" over the 2003 offseason and finished in first place. Father Don, played tight end in the NFL for nine seasons with the Patriots (1977-83), Raiders (1983), Vikings (1984), and Giants (1985). Younger brother Tim was the starting quarterback for Boston College and is the backup for the New York Giants. Youngest brother, Nathanael, also attended Boston College and played wide receiver. Married college sweetheart Sarah and has two daughters, Annabelle and Mallory, and son Henry.

CAREER 300-YARD GAMES

| Yards | Date | Opponent |
|-------|----------|------------------|
| 449 | 12/29/02 | at San Diego |
| 427 | 12/01/02 | at San Francisco |
| 414 | 12/06/04 | Dallas |
| 362 | 11/24/02 | Kansas City |
| 349 | 10/17/04 | at New England |
| 344 | 10/26/03 | at Cincinnati |
| 334 | 12/12/04 | at Minnesota |
| 333 | 11/23/03 | at Baltimore |
| 328 | 11/30/03 | Cleveland |
| 316 | 10/09/05 | at St. Louis |
| 315 | 12/27/03 | at San Francisco |
| 303 | 12/22/02 | St. Louis |

HASSELBECK VS. THE NFL (REG. SEASON GAMES STARTED ONLY)

| Team | Games | Att | Comp | Yds | Pct | TD | Int | LG | Sack | Rate |
|---------------|-----------|--------------|--------------|---------------|-------------|------------|-----------|------------|------------------|-------------|
| Arizona | 8 | 221 | 127 | 1,669 | 57.5 | 10 | 7 | 66t | 12/91 | 83.3 |
| Atlanta | 3 | 89 | 63 | 770 | 70.8 | 5 | 1 | 41 | 8/37 | 111.2 |
| Baltimore | 1 | 41 | 23 | 333 | 56.1 | 5 | 0 | 80t | 6/40 | 122.3 |
| Buffalo | 2 | 61 | 35 | 319 | 57.4 | 2 | 1 | 23 | 2/10 | 75.8 |
| Carolina | 1 | 30 | 21 | 201 | 70.0 | 1 | 1 | 22 | 1/5 | 85.6 |
| Chicago | 2 | 62 | 35 | 411 | 56.5 | 1 | 3 | 32 | 7/53 | 62.0 |
| Cincinnati | 1 | 43 | 26 | 344 | 60.5 | 3 | 3 | 46t | 2/6 | 80.0 |
| Cleveland | 2 | 69 | 46 | 506 | 66.7 | 3 | 3 | 34 | 6/42 | 84.6 |
| Dallas | 3 | 107 | 64 | 790 | 59.8 | 4 | 2 | 35 | 4/36 | 87.4 |
| Denver | 3 | 101 | 55 | 591 | 54.5 | 1 | 5 | 39 | 11/69 | 54.5 |
| Detroit | 2 | 58 | 46 | 417 | 79.3 | 1 | 0 | 36 | 5/37 | 102.4 |
| Green Bay | 3 | 83 | 46 | 458 | 55.4 | 3 | 4 | 27 | 4/27 | 63.2 |
| Houston | 1 | 20 | 14 | 168 | 70.0 | 1 | 1 | 27 | 3/29 | 91.3 |
| Indianapolis | 1 | 21 | 17 | 168 | 81.0 | 2 | 0 | 17 | 2/9 | 131.7 |
| Jacksonville | 1 | 36 | 21 | 246 | 58.3 | 2 | 2 | 33t | 3/21 | 74.5 |
| Kansas City | 2 | 62 | 41 | 524 | 66.1 | 4 | 0 | 44 | 4/31 | 113.9 |
| Miami | 1 | 28 | 16 | 230 | 57.1 | 2 | 0 | 64 | 4/24 | 107.7 |
| Minnesota | 3 | 85 | 47 | 679 | 55.3 | 4 | 4 | 72t | 8/48 | 77.5 |
| New England | 1 | 50 | 27 | 349 | 54.0 | 0 | 2 | 37 | 3/8 | 59.5 |
| New Orleans | 2 | 52 | 31 | 383 | 59.6 | 3 | 1 | 38 | 3/18 | 93.7 |
| N.Y. Giants | 3 | 96 | 60 | 661 | 62.5 | 8 | 5 | 42 | 6/45 | 88.9 |
| N.Y. Jets | 1 | 30 | 22 | 201 | 73.3 | 2 | 1 | 20 | 4/14 | 99.4 |
| Oakland | 3 | 83 | 52 | 503 | 62.7 | 3 | 1 | 31 | 10/47 | 86.6 |
| Philadelphia | 3 | 84 | 41 | 383 | 48.8 | 3 | 3 | 42 | 11/69 | 58.8 |
| Pittsburgh | 1 | 31 | 18 | 215 | 58.1 | 1 | 0 | 43 | 5/24 | 90.1 |
| St. Louis | 8 | 280 | 161 | 2,020 | 57.5 | 12 | 5 | 56t | 17/120 | 86.9 |
| San Diego | 3 | 125 | 72 | 840 | 57.6 | 2 | 4 | 49 | 11/59 | 70.1 |
| San Francisco | 8 | 270 | 169 | 2,167 | 62.6 | 17 | 8 | 60 | 14/74 | 95.8 |
| Seattle | - | - | - | - | - | - | - | - | - | - |
| Tampa Bay | 2 | 55 | 29 | 363 | 52.7 | 2 | 1 | 27t | 6/27 | 78.1 |
| Tennessee | 1 | 27 | 21 | 285 | 77.8 | 3 | 0 | 56 | 1/9 | 147.7 |
| Washington | 4 | 123 | 79 | 874 | 64.2 | 2 | 3 | 49 | 10/68 | 80.5 |
| Totals | 80 | 2,523 | 1,525 | 18,068 | 60.4 | 112 | 71 | 80t | 193/1,171 | 85.4 |

SINGLE-GAME HIGHS

| | | |
|------------------------|------------------------------------|-------------------------------|
| Attempts: | 55* at San Francisco | (12/1/02) |
| Completions: | 36* at San Diego | (12/29/02) |
| Completion %: | 84.0 (21/25) vs. San Francisco | (12/11/05) |
| Yards: | 449* at San Diego | (12/29/02) |
| Longest, no TD: | 64 vs. Miami | (10/28/01) to Darrell Jackson |
| Longest TD: | 80 at Baltimore | (11/23/03) to Darrell Jackson |
| Most TDs: | 5**, 2 Times, Last vs. N.Y. Giants | (9/24/06) |
| Interceptions: | 4 at Arizona | (10/24/04) |
| Rushes: | 7, 2 Times, Last vs. Carolina | (10/31/04) |
| Rushing Yds.: | 62 vs. Philadelphia | (12/8/02) |
| Longest Rush: | 23 vs. Houston | (10/16/05) |
| Rushing TD: | 1, 5 Times, Last at Arizona | (11/6/05) |

*Club Record, **Ties Club Record

HASSELBECK'S GAME-BY-GAME PASSING

1998

| Date | Opponent | P/S | Att | Com | Yds | Pct | TD | Int | LG | Sacked | W/L | Rating |
|----------------|----------|-----|-----|-----|-----|-----|----|-----|----|--------|-----|--------|
| Practice Squad | | | | | | | | | | | | |

1999

| Date | Opponent | P/S | Att | Com | Yds | Pct | TD | Int | LG | Sacked | W/L | Rating |
|-------------|---------------|----------------|-----------|----------|-----------|-------------|----------|----------|-----------|------------|-----|-------------|
| 10/24 | at San Diego | (P) | 3 | 0 | 0 | 0.0 | 0 | 0 | 0 | 0 | W | 39.6 |
| 11/01 | Seattle | (P) | 6 | 2 | 32 | 33.3 | 0 | 0 | 19 | 1/9 | L | 52.1 |
| 12/20 | Minnesota | (P) | 1 | 1 | 9 | 100.0 | 1 | 0 | 9 | 0 | L | 143.8 |
| 1999 | TOTALS | *(16/0) | 10 | 3 | 41 | 30.0 | 1 | 0 | 19 | 1/9 | | 77.5 |

2000

| Date | Opponent | P/S | Att | Com | Yds | Pct | TD | Int | LG | Sacked | W/L | Rating |
|-------------|---------------|----------------|-----------|-----------|------------|-------------|----------|----------|------------|------------|-----|-------------|
| 09/24 | at Arizona | (P) | 1 | 1 | 11 | 100.0 | 0 | 0 | 0 | 0/0 | W | 112.5 |
| 11/12 | at Tampa Bay | (P) | 18 | 9 | 93 | 50.0 | 1 | 0 | 27t | 1/2 | L | 83.8 |
| 2000 | TOTALS | *(16/0) | 19 | 10 | 104 | 52.6 | 1 | 0 | 27t | 1/2 | | 86.3 |

2001

| Date | Opponent | P/S | Att | Com | Yds | Pct | TD | Int | LG | Sacked | W/L | Rating |
|-------------|----------------|-----------------|------------|------------|------------------------------|-------------|----------|----------|-----------|---------------|-------------|-------------|
| 09/09 | at Cleveland | (S) | 34 | 20 | 178 | 58.8 | 0 | 2 | 34 | 4/28 | W | 48.4 |
| 09/23 | Philadelphia | (S) | 24 | 9 | 62 | 37.5 | 0 | 0 | 19 | 7/41 | L | 45.8 |
| 09/30 | at Oakland | (S) | 28 | 14 | 167 | 50.0 | 0 | 1 | 21 | 6/32 | L | 53.7 |
| 10/07 | Jacksonville | | | | Inactive - 3rd QB (Groin) | | | | | | W | |
| 10/14 | Denver | (P) | 0 | 0 | 0 | 0.0 | 0 | 0 | 0 | 0/0 | W | 0.0 |
| 10/21 | Bye Week | | | | | | | | | | | |
| 10/28 | Miami | (S) | 28 | 16 | 230 | 57.1 | 2 | 0 | 64 | 4/24 | L | 107.7 |
| 11/04 | at Washington | (S) | 12 | 6 | 127 | 50.0 | 0 | 2 | 49 | 2/17 | L | 48.3 |
| 11/11 | Oakland | (S) | 23 | 15 | 181 | 65.2 | 1 | 0 | 31 | 1/3 | W | 103.7 |
| 11/18 | at Buffalo | (S) | 23 | 16 | 134 | 70.0 | 1 | 0 | 21 | 0/0 | W | 98.8 |
| 11/25 | at Kansas City | (S) | 26 | 16 | 162 | 61.5 | 1 | 0 | 28t | 3/23 | L | 92.1 |
| 12/02 | San Diego | (S) | 35 | 19 | 202 | 54.3 | 0 | 0 | 45 | 2/10 | W-ot | 71.4 |
| 12/09 | at Denver | (S) | 37 | 17 | 243 | 45.9 | 1 | 2 | 39 | 5/36 | L | 54.2 |
| 12/16 | Dallas | (S) | 25 | 13 | 152 | 52.0 | 0 | 0 | 27 | 1/13 | W | 70.8 |
| 12/23 | at N.Y. Giants | (S) | 26 | 15 | 185 | 57.7 | 1 | 1 | 42 | 3/24 | L | 76.6 |
| 12/30 | at San Diego | | | | Inactive - 3rd QB (Shoulder) | | | | | | W | |
| 01/06 | Kansas City | | | | Did Not Play (Shoulder) | | | | | | W | |
| 2001 | TOTALS | *(13/12) | 321 | 176 | 2,023 | 54.8 | 7 | 8 | 64 | 38/251 | #5-7 | 70.9 |

HASSELBECK'S GAME-BY-GAME PASSING

2002

| Date | Opponent | P/S | Att | Com | Yds | Pct | TD | Int | LG | Sacked | W/L | Rating |
|-------|------------------|-----|-----|-----|-----|--------------------|----|-----|----|--------|------|--------|
| 09/08 | at Oakland | (S) | 32 | 23 | 155 | 71.9 | 2 | 0 | 16 | 3/12 | L | 103.0 |
| 09/15 | Arizona | | | | | Special Teams Only | | | | | L | |
| 09/22 | at N.Y. Giants | | | | | Special Teams Only | | | | | L | |
| 09/29 | Minnesota | | | | | Special Teams Only | | | | | W | |
| 10/06 | Bye Week | | | | | | | | | | | |
| 10/14 | San Francisco | | | | | Special Teams Only | | | | | L | |
| 10/20 | at St. Louis | (P) | 5 | 2 | 23 | 40.0 | 0 | 0 | 12 | 0/0 | L | 54.6 |
| 10/27 | at Dallas | (P) | 19 | 12 | 131 | 63.2 | 0 | 1 | 34 | 1/7 | W | 61.5 |
| 11/03 | Washington | (S) | 44 | 28 | 264 | 63.6 | 0 | 0 | 31 | 4/24 | L | 80.1 |
| 11/10 | at Arizona | (S) | 31 | 23 | 260 | 74.2 | 1 | 0 | 27 | 1/5 | W | 109.6 |
| 11/17 | Denver | (S) | 36 | 22 | 180 | 61.1 | 0 | 2 | 22 | 5/27 | L | 50.7 |
| 11/24 | Kansas City | (S) | 36 | 25 | 362 | 69.4 | 3 | 0 | 44 | 1/8 | W | 129.6 |
| 12/01 | at San Francisco | (S) | 55 | 30 | 427 | 54.5 | 3 | 2 | 39 | 0/0 | L | 82.9 |
| 12/08 | Philadelphia | (S) | 45 | 24 | 223 | 53.3 | 2 | 3 | 20 | 4/28 | L | 54.2 |
| 12/15 | at Atlanta | (S) | 31 | 22 | 298 | 71.0 | 1 | 0 | 35 | 2/0 | W-ot | 112.0 |
| 12/22 | St. Louis | (S) | 32 | 20 | 303 | 62.5 | 1 | 0 | 44 | 2/11 | W | 104.0 |
| 12/29 | at San Diego | (S) | 53 | 36 | 449 | 68.0 | 2 | 2 | 49 | 3/21 | W-ot | 90.8 |

2002 TOTALS *(16/10) **419 267 3,075 63.7 15 10 49 26/143 #5-5 87.8**

2003

| Date | Opponent | P/S | Att | Com | Yds | Pct | TD | Int | LG | Sacked | W/L | Rating |
|-------|------------------|-----|-----|-----|-----|------|----|-----|-----|--------|------|--------|
| 09/07 | New Orleans | (S) | 23 | 12 | 137 | 52.2 | 2 | 0 | 35t | 3/18 | W | 99.4 |
| 09/14 | at Arizona | (S) | 19 | 8 | 175 | 42.1 | 2 | 0 | 66t | 1/2 | W | 110.6 |
| 09/21 | St. Louis | (S) | 39 | 22 | 256 | 56.4 | 2 | 1 | 35 | 4/36 | W | 82.9 |
| 09/28 | Bye Week | | | | | | | | | | | |
| 10/05 | at Green Bay | (S) | 39 | 23 | 225 | 58.9 | 0 | 1 | 24 | 2/10 | L | 64.6 |
| 10/12 | San Francisco | (S) | 27 | 17 | 207 | 63.0 | 1 | 1 | 27 | 4/21 | W | 83.4 |
| 10/19 | Chicago | (S) | 27 | 19 | 215 | 70.1 | 1 | 1 | 32 | 2/4 | W | 90.8 |
| 10/26 | at Cincinnati | (S) | 43 | 26 | 344 | 60.5 | 3 | 3 | 46t | 2/6 | L | 80.3 |
| 11/02 | Pittsburgh | (S) | 31 | 18 | 215 | 58.1 | 1 | 0 | 43 | 5/24 | W | 90.1 |
| 11/09 | at Washington | (S) | 29 | 19 | 241 | 65.5 | 1 | 1 | 37 | 3/20 | L | 88.4 |
| 11/16 | Detroit | (S) | 28 | 21 | 207 | 75.0 | 1 | 0 | 34t | 0/0 | W | 107.3 |
| 11/23 | at Baltimore | (S) | 41 | 23 | 333 | 56.1 | 5 | 0 | 80t | 6/40 | L-ot | 122.3 |
| 11/30 | Cleveland | (S) | 35 | 26 | 328 | 74.3 | 3 | 1 | 32 | 2/14 | W | 119.7 |
| 12/07 | at Minnesota | (S) | 34 | 17 | 218 | 50.0 | 0 | 2 | 29 | 3/16 | L | 46.0 |
| 12/14 | at St. Louis | (S) | 37 | 21 | 246 | 56.8 | 1 | 1 | 27 | 2/15 | L | 74.8 |
| 12/21 | Arizona | (S) | 24 | 17 | 179 | 70.8 | 1 | 1 | 28 | 2/10 | W | 88.7 |
| 12/27 | at San Francisco | (S) | 37 | 24 | 315 | 64.9 | 2 | 2 | 31t | 1/10 | W | 87.1 |

2003 TOTALS (16/16) **513 313 3,841 61.0 26 15 80t 42/246 #10-6 88.8**

01/04 at Green Bay (S) 45 25 305 55.6 0 1 34 2/14 L-ot 67.4
Playoff Totals (1/1) **45 25 305 55.6 0 1 34 2/14 0-1 67.4**

HASSELBECK'S GAME-BY-GAME PASSING

HASSELBECK

2004

| Date | Opponent | P/S | Att | Com | Yds | Pct | TD | Int | LG | Sacked | W/L | Rating |
|-----------------------|------------------|----------------|--------------|------------|----------------------|-------------|-------------|-----------|-----------|---------------|------------|-------------|
| 09/12 | at New Orleans | (S) | 29 | 19 | 246 | 65.5 | 1 | 1 | 38 | 0/0 | W | 89.2 |
| 09/19 | at Tampa Bay | (S) | 26 | 12 | 147 | 46.2 | 1 | 1 | 27t | 5/23 | W | 60.9 |
| 09/26 | San Francisco | (S) | 30 | 21 | 254 | 70.0 | 2 | 0 | 60 | 1/6 | W | 117.9 |
| 10/03 | Bye Week | | | | | | | | | | | |
| 10/10 | St. Louis | (S) | 35 | 20 | 216 | 57.1 | 2 | 0 | 56t | 1/12 | L-ot | 94.5 |
| 10/17 | at New England | (S) | 50 | 27 | 349 | 54.0 | 0 | 2 | 37 | 3/8 | L | 59.5 |
| 10/24 | at Arizona | (S) | 41 | 14 | 187 | 34.1 | 1 | 4 | 30 | 1/7 | L | 18.9 |
| 10/31 | Carolina | (S) | 30 | 21 | 201 | 70.0 | 1 | 1 | 22 | 1/5 | W | 85.6 |
| 11/07 | at San Francisco | (S) | 28 | 17 | 285 | 60.7 | 3 | 0 | 39t | 3/16 | W | 130.8 |
| 11/14 | at St. Louis | (S) | 36 | 15 | 172 | 41.7 | 0 | 1 | 33 | 0/0 | L | 45.1 |
| 11/21 | Miami | | | | Inactive (Thigh) | | | | | | W | |
| 11/28 | Buffalo | (S) | 38 | 19 | 185 | 50.0 | 1 | 1 | 23 | 2/10 | L | 61.8 |
| 12/06 | Dallas | (S) | 40 | 28 | 414 | 70.0 | 3 | 0 | 35 | 2/16 | L | 128.5 |
| 12/12 | at Minnesota | (S) | 34 | 23 | 334 | 67.6 | 3 | 2 | 37 | 3/17 | W | 104.3 |
| 12/19 | at N.Y. Jets | (S) | 30 | 22 | 201 | 73.3 | 2 | 1 | 20 | 4/14 | L | 99.4 |
| 12/26 | Arizona | | | | Did Not Play (Elbow) | | | | | | W | |
| 01/02/05 | Atlanta | (S) | 27 | 21 | 191 | 77.8 | 2 | 1 | 23 | 4/21 | W | 105.4 |
| 2004 | TOTALS | (14/14) | 474 | 279 | 3,382 | 58.9 | 22 | 15 | 60 | 30/155 | 7-7 | 83.1 |
| 01/08 | St. Louis | (S) | 43 | 27 | 341 | 62.3 | 2 | 1 | 25 | 3/9 | L | 93.3 |
| Playoff Totals | | | (1/1) | 43 | 27 | 341 | 62.3 | 2 | 1 | 25 | 3/9 | 93.3 |

2005

| Date | Opponent | P/S | Att | Com | Yds | Pct | TD | Int | LG | Sacked | W/L | Rating |
|----------------|------------------|---------|-----|-----|-------|------|----|-----|-----|--------|------|--------|
| 09/11 | at Jacksonville | (S) | 36 | 21 | 246 | 58.3 | 2 | 2 | 33t | 3/21 | L | 74.5 |
| 09/18 | Atlanta | (S) | 31 | 20 | 281 | 64.5 | 2 | 0 | 41 | 2/16 | W | 115.1 |
| 09/25 | Arizona | (S) | 31 | 20 | 242 | 64.5 | 0 | 0 | 48 | 0/0 | W | 88.4 |
| 10/02 | at Washington | (S) | 38 | 26 | 242 | 68.4 | 1 | 0 | 26 | 1/7 | L-ot | 94.4 |
| 10/09 | at St. Louis | (S) | 38 | 27 | 316 | 71.1 | 2 | 0 | 52 | 4/17 | W | 113.5 |
| 10/16 | Houston | (S) | 20 | 14 | 168 | 70.0 | 1 | 1 | 27 | 3/29 | W | 91.2 |
| 10/23 | Dallas | (S) | 42 | 23 | 224 | 54.8 | 1 | 2 | 22 | 1/7 | W | 58.0 |
| 10/30 | Bye Week | | | | | | | | | | | |
| 11/06 | at Arizona | (S) | 20 | 13 | 162 | 65.0 | 1 | 0 | 46 | 1/0 | W | 105.8 |
| 11/13 | St. Louis | (S) | 29 | 17 | 243 | 58.6 | 1 | 2 | 47 | 0/0 | W | 68.6 |
| 11/20 | at San Francisco | (S) | 31 | 19 | 233 | 61.3 | 1 | 0 | 28 | 1/5 | W | 95.2 |
| 11/27 | N.Y. Giants | (S) | 37 | 21 | 249 | 56.8 | 2 | 1 | 38 | 3/21 | W-ot | 84.2 |
| 12/05 | at Philadelphia | (S) | 15 | 8 | 98 | 53.3 | 1 | 0 | 42 | 0/0 | W | 96.0 |
| 12/11 | San Francisco | (S) | 25 | 21 | 226 | 84.0 | 4 | 1 | 28t | 1/6 | W | 127.2 |
| 12/18 | at Tennessee | (S) | 27 | 21 | 285 | 77.8 | 3 | 0 | 56 | 1/9 | W | 147.7 |
| 12/24 | Indianapolis | (S) | 21 | 17 | 168 | 81.0 | 2 | 0 | 17 | 2/9 | W | 131.7 |
| 01/01/06 | at Green Bay | (S) | 8 | 6 | 76 | 75.0 | 0 | 0 | 27 | 1/7 | L | 104.2 |
| 2005 | TOTALS | (16/16) | 449 | 294 | 3,459 | 65.5 | 24 | 9 | 56 | 24/154 | 13-3 | 98.2 |
| 01/14 | Washington | (S) | 26 | 16 | 215 | 61.5 | 1 | 0 | 37 | 0/0 | W | 100.6 |
| 01/22 | Carolina | (S) | 28 | 20 | 219 | 71.4 | 2 | 0 | 28 | 2/16 | W | 118.0 |
| 02/05 | Pittsburgh | (S) | 49 | 26 | 273 | 53.0 | 1 | 1 | 35 | 3/14 | L | 67.8 |
| Playoff Totals | | (3/3) | 103 | 62 | 707 | 60.2 | 4 | 1 | 37 | 5/30 | 2-1 | 89.7 |

HASSELBECK'S GAME-BY-GAME PASSING

2006

| Date | Opponent | P/S | Att | Com | Yds | Pct | TD | Int | LG | Sacked | W/L | Rating |
|------------------------------|------------------|-----------------|--------------------------|--------------|---------------|-------------|------------|-----------|------------|------------------|---------------|-------------|
| 09/10 | at Detroit | (S) | 30 | 25 | 210 | 83.3 | 0 | 0 | 36 | 5/37 | W | 95.8 |
| 09/17 | Arizona | (S) | 27 | 12 | 221 | 44.4 | 1 | 2 | 49t | 3/26 | W | 54.7 |
| 09/24 | N.Y. Giants | (S) | 33 | 24 | 227 | 72.7 | 5 | 3 | 22 | 0/0 | W | 93.1 |
| 10/01 | at Chicago | (S) | 35 | 16 | 196 | 45.7 | 0 | 2 | 31 | 5/49 | L | 39.7 |
| 10/08 | Bye Week | | | | | | | | | | | |
| 10/15 | at St. Louis | (S) | 34 | 19 | 268 | 55.9 | 3 | 0 | 42t | 4/29 | W | 110.9 |
| 10/22 | Minnesota | (S) | 17 | 7 | 127 | 41.2 | 1 | 0 | 72t | 2/15 | L | 87.1 |
| 10/29 | at Kansas City | | Inactive (Knee) | | | | | | | | | L |
| 11/06 | Oakland | | Inactive (Knee) | | | | | | | | | W |
| 11/12 | at St. Louis | | Inactive (Knee) | | | | | | | | | W |
| 11/19 | at San Francisco | | Inactive - 3rd QB (Knee) | | | | | | | | | L |
| 11/27 | Green Bay | (S) | 36 | 17 | 157 | 47.2 | 3 | 3 | 23t | 1/10 | W | 52.7 |
| 12/03 | at Denver | (S) | 28 | 16 | 168 | 57.1 | 0 | 1 | 33 | 1/6 | W | 59.8 |
| 12/10 | at Arizona | (S) | 28 | 20 | 243 | 71.4 | 3 | 0 | 47 | 3/15 | L | 133.5 |
| 12/14 | San Francisco | (S) | 37 | 20 | 220 | 54.1 | 1 | 2 | 22t | 3/10 | L | 58.4 |
| 12/24 | San Diego | (S) | 37 | 17 | 189 | 45.9 | 0 | 2 | 24 | 6/28 | L | 39.1 |
| 12/31 | at Tampa Bay | (S) | 29 | 17 | 216 | 58.6 | 1 | 0 | 26 | 1/4 | W | 93.5 |
| 2006 | TOTALS | (12/12) | 371 | 210 | 2,442 | 56.6 | 18 | 15 | 72t | 34/229 | #7-5 | 76.0 |
| 01/06 | Dallas | (S) | 36 | 18 | 240 | 50.0 | 2 | 2 | 37t | 0/0 | W | 66.9 |
| 01/14 | at Chicago | (S) | 33 | 18 | 195 | 54.5 | 1 | 1 | 24 | 3/16 | L | 69.6 |
| Playoff Totals | | (2/2) | 69 | 36 | 435 | 52.2 | 3 | 3 | 37t | 3/16 | 1-1 | 68.2 |
| Career Totals | | (119/80) | 2,576 | 1,552 | 18,367 | 60.2 | 114 | 72 | 80t | 196/1,189 | #47-33 | 85.1 |
| Career Playoff Totals | | (7/7) | 260 | 150 | 1,788 | 57.7 | 9 | 6 | 37t | 13/69 | 3-4 | 80.7 |

Games with pass attempt listed

#Reflects games started only



Seahawks players, including Matt Hasselbeck, and fans will be featured on Jones Soda Co. beverage containers as part of a new partnership agreement.

WILL HELLER

Tight End 6-6 270
Georgia Tech
5th NFL Season
2nd Seahawks Season
Unrestricted FA (Tampa Bay) 2006
2006 Games/Starts: 16/0
Career Games/Starts: 42/3
February 28, 1981
Dunwoody, Georgia

85

2006: Played in all 16 games, posting four catches for 32 yards and one touchdown, fourth career, and added four special teams tackles. During the season, saw time mostly in two tight end sets and played fullback at Denver (12/3) and in the Divisional Playoff Game at Chicago (1/14/07) in place of Mack Strong (stinger). Tied career-high with three catches vs. the New York Giants (9/24) and at Chicago in the postseason. His lone touchdown was a 10-yard catch vs. New York.

PRO: Signed with Seattle March 24, 2006 and re-signed March 5, 2007. Originally signed as an undrafted rookie free agent with Tampa Bay April 28, 2003. Went to training camp with the Buccaneers before being released and signing with the Miami Dolphins. Played seven games for the Dolphins in 2005, before being released and re-signing with Tampa Bay. **2003:** Played in nine games with one start. Tallied two catches for 15 yards and a score. First career start came at Washington (10/12) and also caught his first-career touchdown. Other reception was an 11-yarder at San Francisco (10/19).

2004: Saw action in 10 games with two starts before being placed on injured reserve December 15. Caught 12 passes for 98 yards and one score on the season. Caught career-high three passes at St. Louis (10/18) for 21 yards including his second-career score.

2005: Went to training camp with Tampa Bay but was released and signed with Miami. Spent the first seven games of the season with the Dolphins, recording one catch for the Dolphins, a 1-yard score at Buffalo (10/9). Returned to Tampa Bay November 5 but was declared inactive the rest of the season.

COLLEGE: Played in 39 games with 10 starts at Georgia Tech. Had 17 career receptions for 185 yards (10.9 avg.) with one touchdown. Started seven of 11 games his senior year and was used primarily as a blocker with six catches for 49 yards.

PERSONAL: Earned All-DeKalb County honors at Marist High. Played tight end, split end and defensive back. Also lettered in basketball. Majored in civil engineering.

HELLER'S NFL RECORD

| Year | Club | G/S | No | Yds | Avg | LG | TD |
|-------------------|-----------|-------------|-----------|------------|------------|-----------|----------|
| 2003 | Tampa Bay | 9/1 | 2 | 15 | 7.5 | 11 | 1 |
| 2004 | Tampa Bay | 10/2 | 12 | 98 | 8.2 | 22 | 1 |
| 2005 | Mia/TB | 7/0 | 1 | 1 | 1.0 | 1 | 1 |
| 2006 | Seattle | 16/0 | 4 | 32 | 8.0 | 12 | 1 |
| NFL TOTALS | | 42/3 | 19 | 146 | 7.7 | 22 | 4 |

POSTSEASON

| Year | Club | G/S | No | Yds | Avg | LG | TD |
|-------------------|---------|------------|----------|-----------|------------|-----------|----------|
| 2006 | Seattle | 2/1 | 3 | 20 | 6.7 | 10 | 0 |
| NFL TOTALS | | 2/1 | 3 | 20 | 6.7 | 10 | 0 |

HELLER'S SINGLE-GAME HIGHS

Most Receptions: 3 at St. Louis (10/18/04)

and vs. N.Y. Giants (9/24/06)

Most TDs: 1 4 Times, Last vs. N.Y. Giants (9/24/06)

Most Yards: 28 vs. N.Y. Giants (9/24/06)

Longest Reception: 22 vs. Kansas City (11/7/04)

ADDITIONAL STATS

Special Teams Stats: 2006 (4); Career: (4)

LEROY HILL



Linebacker
Clemson
3rd NFL Season
3rd Seahawks Season
3rd Round (B) 2005
2006 Games/Starts: 15/15
Career Games/Starts: 30/24
September 14, 1982
Haddock, Georgia

6-1 238

56

2006: Started all 15 games played, missing the season opener at Detroit (shoulder, 9/10). Finished third on the team with a career-high 92 tackles (70 solo), 2.0 sacks, two forced fumbles and one fumble recovery. Tallied eight solo stops and 1.0 sack in season debut vs. Arizona (9/17) and nine solo stops two weeks later at Chicago (10/1). Recovered first career fumble vs. the New York Giants (9/24). Had second sack of season, 9.5 career, vs. Minnesota (10/22) that forced a fumble along with six tackles (five solo). Recorded career-high 10 tackles (nine solo) at San Francisco (11/19). Had five tackles (four solo) at Tampa Bay (12/31) and forced his second fumble of season, fourth career. Led the team in both postseason games in tackles, tying (Julian Peterson) with seven (four solo) vs. Dallas (1/6/07) and a postseason career-high 10 (eight solo) at Chicago (1/14/07).

PRO: Selected with the 35th choice (98th overall) in the third round of the 2005 NFL Draft. Second linebacker chosen from Clemson University since 1998 (Anthony Simmons).

2005: Played in 15 games, with nine starts as one of two starting rookie linebackers (Lofa Tatupu). Set a Seattle record with 75 sacks by a rookie linebacker and third among all NFL rookies in that category (SD's Shawne Merriman 9.0 and Dallas' Demarcus Ware 8.0). Tied (Marquand Manuel) for third on the team with 67 tackles (48 solo). Declared inactive for the season opener at Jacksonville (9/11) and moved into the starting lineup vs. St. Louis (11/13) when Jamie Sharper went down for the season (knee). Posted his first sack of season along with five tackles (four solo) in second game of career vs. Arizona (9/25) and second sack came two weeks later at St. Louis (10/9). Posted a sack in three straight games at Arizona (11/6), vs. St. Louis (11/13) and at San Francisco (11/20). Also forced a fumble at Arizona that was recovered by Seattle. On Monday Night Football at Philadelphia (12/5), posted six tackles (four solo) and 1.5 sacks, one of which forced a fumble that was recovered by Andre Dyson and returned 25 yards for a touchdown to open up the second half. Tallied a career-high nine tackles (three solo) at Tennessee (12/18). Started all three games in the postseason. Had nine tack-

les (six solo) vs. Washington (1/14/06), six (four solo) vs. Carolina (1/22/06) and eight (seven solo) in Super Bowl XL vs. Pittsburgh (2/5/06).

COLLEGE: Joined deep linebacker tradition at Clemson by receiving conference postseason honors more than once in career. First player, regardless of position since 1999-00, to earn first-team All-ACC honors in consecutive years. Started 24 of 47 collegiate games. Finished with 311 tackles (219 solo), 16 sacks, 48 tackles for loss, three interceptions, two forced fumbles, a fumble recovery, and four passes defended. Only four players in Clemson history recorded more tackles for loss. As a senior, named ACC Defensive Player of Year and All-ACC first-team while starting every game (11) at strongside linebacker. Second-team All-America choice by *College Football News* and third-team selection by *AP*. Led team in tackles for second-straight year with 106. Recorded eight sacks for second consecutive season. Tied school record with at least one sack in five consecutive games. Nominated for Butkus, Lombardi, and Nagurski Awards. Posted at least 10 tackles in seven of 11 games. Clemson's only first-team All-ACC selection his junior season. Finished third in voting for ACC Defensive Player of Year honors and named team's Defensive MVP. Led team with career-high 145 tackles (110 solo) and led team in tackles seven of 13 games including 10 double-digit tackle efforts. Had 27 tackles for loss which tied for second-best single-season mark in Clemson history. Added eight sacks and three interceptions. Played in every game as a sophomore and led the team in special teams tackles (21). Finished season with 29 total tackles and recovered a fumble. His first season, played in 10 of 11 games mostly on special teams. Logged limited action on defense but recorded 31 tackles (19 solo) and deflected a pass.

PERSONAL: Attended Baldwin High. Was Class 5A all-state pick junior and senior year. Named Region Defensive Player of Year while earning all-area, all-conference, and all-region honors both junior and senior seasons. Recorded 150 tackles as a senior. Majored in management.

HILL'S NFL RECORD

| | Club | Tackles | | | Sacks | | Interceptions | | | | | | | | | |
|------------|---------|---------|-----|-----|-------|-----|---------------|----|-----|-----|----|----|----|----|----|-----|
| | | G/S | Tkl | So | Ast | QB | Yds | No | Yds | Avg | LG | TD | PD | FF | FR | Yds |
| 2005 | Seattle | 15/9 | 67 | 48 | 19 | 7.5 | 36.5 | 0 | 0 | 0.0 | 0 | 0 | 2 | 2 | 0 | 0 |
| 2006 | Seattle | 15/15 | 92 | 70 | 22 | 2.0 | 19.0 | 0 | 0 | 0.0 | 0 | 0 | 2 | 2 | 1 | 4 |
| NFL TOTALS | | 30/24 | 159 | 118 | 41 | 9.5 | 55.5 | 0 | 0 | 0.0 | 0 | 0 | 4 | 4 | 1 | 4 |

POSTSEASON

| | Club | G/S | Tackles | | | Sacks | | Interceptions | | | | | | | | |
|------------|---------|-----|---------|----|-----|-------|-----|---------------|-----|-----|----|----|----|----|----|-----|
| | | | Tkl | So | Ast | QB | Yds | No | Yds | Avg | LG | TD | PD | FF | FR | Yds |
| 2005 | Seattle | 3/3 | 23 | 17 | 6 | 0.0 | 0.0 | 0 | 0 | 0.0 | 0 | 0 | 0 | 0 | 0 | 0 |
| 2006 | Seattle | 2/2 | 17 | 12 | 5 | 0.0 | 0.0 | 0 | 0 | 0.0 | 0 | 0 | 0 | 0 | 0 | 0 |
| NFL TOTALS | | 5/5 | 40 | 29 | 11 | 0.0 | 0.0 | 0 | 0 | 0.0 | 0 | 0 | 0 | 0 | 0 | 0 |

HILL'S SINGLE-GAME HIGHS

Tackles: 10 at SF (11/19/06) and postseason at Chi (1/14/07) **FF:** 1 4 Times, Last at TB (12/31/06)

Sacks: 1.5 at Arizona (11/6/05) and at Phi (12/5/05) **FR:** 1 vs. N.Y. Giants (9/24/06)

Int.: None

ADDITIONAL STATS

Special Teams Stats: 2005 (5); Career: (5)



PETE HUNTER

Cornerback 6-2 212
Virginia Union
6th NFL Season
2nd Seahawks Season
Free Agent 2006
2006 Games/Starts: 0/0
Career Games/Starts: 34/5
May 25, 1980
Atlantic City, New Jersey

29

2006: Signed with Seattle on January 2, 2007 after Jimmy Williams was placed on injured reserve (knee). Played in both postseason contests. Talled a postseason career-high four tackles (three solo), first postseason career fumble recovery (caused by Michael Boulware) and credited with a pass defense on the game's final play vs. Dallas (1/6/07). Had two solo tackles and an interception at Chicago (1/14/07) in the Divisional Playoff Game.

PRO: Signed by Seattle as free agent on January 2, 2007. Originally drafted by Dallas in the fifth round (168th overall) in the 2002 NFL Draft. Traded by Dallas to N.Y. Jets on July 14, 2005. Waived by N.Y. Jets on Aug. 10, 2005. Signed by Cleveland as a free agent on Dec. 6, 2005. Waived by Cleveland on Sept. 2, 2006.

2002: In his rookie season with Dallas played in 11 games, including two starts, and totaled

27 tackles (21 solo) and one interception. Was inactive the first two weeks of the regular season. Made his NFL debut on special teams at Philadelphia (9/22). Played safety in the nickel package vs. N.Y. Giants (10/6). Sat out the next two games with an ankle injury. Returned to action vs. Jacksonville (11/24) and recorded five tackles. Added five tackles on Thanksgiving Day vs. Washington on (11/28). Had a career-high six tackles at San Francisco (12/8). Played right corner vs. Philadelphia (12/21) and tied career-high with six tackles with his first career interception. **2003:** Suffered a fractured left forearm in training camp and was forced to miss the first three preseason contests. Recovered and was able to appear in all 16 regular season games and totaled 19 tackles (18 solo) with four passes defended and one interception. Injuries forced him into the nickel back role as the sea-

son evolved and also surfaced as one of the Cowboys top special teams players with 11 special teams stops. Played in the regular season opener vs. Atlanta (9/7). Saw extensive action in the nickel package vs. N.Y. Giants (9/15) with a season-high five tackles. Added four tackles at Philadelphia (12/7). Recovered a muffed punt at Washington (12/14) and also added an interception as he picked off Tim Hasselbeck at the Cowboys 47-yard line to set up the game's final TD. In the NFC Wild Card Game at Carolina (1/3/04), added one tackle. **2004:** Entered his third season with the Cowboys and earned the starting right corner spot during training camp. Started the first three regular season games and totaled nine tackles, 1.0 sack for 6 yards, one interception for 2 yards and one pass defended before ending his season at Washington (9/27) with an ACL tear in his right knee. Placed on injured reserve (9/30). Started at right corner at Minnesota (9/12) and registered five tackles and his first career sack. Started at right corner vs. Cleveland (9/19) and tallied three tackles and added an interception off Jeff Garcia. Started at right corner at Washington (9/27) and added one tackle before suffering the season-ending injury. **2005:** Began the year with Dallas and was traded by the Cowboys to the N.Y. Jets on July 14. Waived by the Jets on Aug. 10. Signed by Cleveland on

December 6, and played the final four regular season games on special teams. Made his Browns debut at Cincinnati on Dec. 11. Also played on special teams at Oakland (12/18), vs. Pittsburgh (12/24) and vs. Baltimore (1/1/06).

COLLEGE: Finished career with 10 blocked kicks. As a senior, made the move from free safety to strong safety and led the CIAA conference with 11 interceptions in 11 games and finished fifth on the team with 50 tackles and a team-high 13 passes defended. Blocked a conference-high six kicks. As a junior, returned to the free safety position and finished third on the team with 52 tackles. Ranked second on the team with three interceptions, including one returned for a score, and three recovered fumbles, while leading the team with 13 passes defended. As a sophomore, moved from cornerback to free safety and led the team with six interceptions, added 40 tackles, 2.0 sacks, 10 passes defended and two fumble recoveries.

PERSONAL: An honor student at Atlantic City (N.J.) High School, went on to earn similar honors and his degree in criminal justice at Virginia Union...While in Richmond, was a member of the school's Student Athlete Advisory Council... Was selected to the CIAA-All Community Works team for his efforts with the K-8 grades as a substitute teacher and volunteer in the after school program.

HUNTER'S NFL RECORD

| | Club | G/S | Tackles | | | Sacks | | Interceptions | | | | | | | | | |
|------------|-----------|------|---------|----|-----|-------|-----|---------------|-----|------|-----|----|----|----|----|-----|---|
| | | | Tkl | So | Ast | QB | Yds | No | Yds | Avg | LG | TD | PD | FF | FR | Yds | |
| 2002 | Dallas | 11/2 | 27 | 21 | 6 | 0.0 | 0.0 | 1 | 16 | 16.0 | 16 | 0 | 3 | 0 | 0 | 0 | |
| 2003 | Dallas | 16/0 | 19 | 18 | 1 | 0.0 | 0.0 | 1 | 0 | 0.0 | 0 | 0 | 4 | 0 | 0 | 0 | |
| 2004 | Dallas | 3/3 | 9 | 6 | 3 | 1.0 | 6.0 | 1 | 2 | 2.0 | 2 | 0 | 1 | 0 | 0 | 0 | |
| 2005 | Cleveland | 4/0 | 0 | 0 | 0 | 0.0 | 0.0 | 0 | 0 | 0.0 | 0 | 0 | 0 | 0 | 0 | 0 | |
| 2006 | Seattle | 0/0 | 0 | 0 | 0 | 0.0 | 0.0 | 0 | 0 | 0.0 | 0 | 0 | 0 | 0 | 0 | 0 | |
| NFL TOTALS | | | 34/5 | 55 | 45 | 10 | 1.0 | 6.0 | 3 | 18 | 6.0 | 16 | 0 | 8 | 0 | 0 | 0 |

POSTSEASON

| | Club | G/S | Tackles | | | Sacks | | Interceptions | | | | | | | | |
|------------|---------|-----|---------|----|-----|-------|-----|---------------|-----|------|----|----|----|----|----|-----|
| | | | Tkl | So | Ast | QB | Yds | No | Yds | Avg | LG | TD | PD | FF | FR | Yds |
| 2003 | Dallas | 1/0 | 1 | 1 | 0 | 0.0 | 0.0 | 0 | 0 | 0.0 | 0 | 0 | 0 | 0 | 0 | 0 |
| 2006 | Seattle | 2/0 | 6 | 5 | 1 | 0.0 | 0.0 | 1 | 16 | 16.0 | 16 | 0 | 2 | 0 | 1 | 0 |
| NFL TOTALS | | 3/0 | 7 | 6 | 1 | 0.0 | 0.0 | 1 | 16 | 16.0 | 16 | 0 | 2 | 0 | 1 | 0 |

HUNTER'S SINGLE-GAME HIGHS

Tackles: 6, 2 Times, Last vs. Philadelphia (12/21/02)

FF: None

Sacks: 1.0 at Minnesota (9/12/04)


FR: None

Int.: 1, 3 Times, Last vs. Cleveland (9/19/04)

ADDITIONAL STATS

Special teams tackles: 2002 (6), 2003 (11, FR); **Career:** (17, FR)

Postseason special teams tackles: 2006 (1); **Career:** (1)



KELLY JENNINGS

Cornerback **5-11** **180**
Miami
2nd NFL Season
2nd Seahawks Season
1st Round (31) 2006
2006 Games/Starts: 16/2
Career Games/Starts: 16/2
November 30, 1982
Live Oak, Florida

21

2006: Played in all 16 games with two starts (at Arizona, 12/10 and at Tampa Bay, 12/31). Had 35 tackles (32 solo) with one interception in his first season mostly being used in the nickel defense. Had three solo tackles in his NFL debut at Detroit (9/10). Posted four tackles vs. the N.Y. Giants (9/24) and his first career interception came vs. Green Bay (11/27), along with three tackles (two solo). Started first career game at Arizona in the nickel and second start came in place of Marcus Trufant (ankle) at right corner at Tampa Bay where he posted a career-high five stops (four solo). Started both post-season contests and had one forced fumble vs. Dallas (1/6/07) along with two solo tackles. Had a postseason career-high six stops (five solo) at Chicago (1/14/07) in the Divisional Playoff Game.

PRO: Drafted with the 31st selection in the first round of the 2006 NFL Draft. First cornerback drafted by Seahawks since 2003 (Marcus Trufant) and fifth time a cornerback was taken in first round. Seventh player chosen from Miami in club history.

COLLEGE: Played in 49 games, starting 41. Recorded 116 career tackles (82 solos) with 1.5 sacks and five stops for losses of 18 yards. Added four quarterback pressures, caused two fumbles, deflected 34 passes, and intercepted six passes. All-American first-team choice by

Sports Illustrated as a senior, adding second-team honors from *The NFL Draft Report* and the *Associated Press*. All-ACC first-team pick and the team's nominee for the Draddy Award, the "Academic Heisman." Started every game in a secondary that led the nation in pass defense (152.17 ypg) and pass efficiency defense (89.48 rating) and ranked fourth in total defense (270.08 ypg). Recorded 43 tackles (30 solos) with three stops for losses of 8 yards. Caused two fumbles and intercepted three passes. Ranked third in the nation with 16 pass deflections. Served as one of the team's four captains.

PERSONAL: Attended Suwanee High. Starred on both offense and defense as he led the team to a 9-4 season and a berth in the state Class 3A playoffs as a senior. Listed as the fourth-best cornerback on the *Florida Times-Union* Super 75 list. Also won his school's Scholar-Athlete Award as a junior with a 3.42 grade-point average. Caught 43 passes for 720 yards and five touchdowns in 2000. Also had 41 tackles and one interception at cornerback that season. Snared 26 passes for 386 yards and four touchdowns as a junior in 1999, adding 35 tackles, two interceptions and seven pass deflections. Graduated in December 2004 with a degree in finance and finished a second degree in business management. Son of Ruby and Roy Jennings.

JENNINGS' NFL RECORD

| Club | G/S | Tackles | | | Sacks | | Interceptions | | | | | | | | | |
|-------------------|-------------|-----------|-----------|----------|------------|------------|---------------|----------|------------|----------|----------|----------|----------|----------|----------|--|
| | | Tkl | So | Ast | QB | Yds | No | Yds | Avg | LG | TD | PD | FF | FR | Yds | |
| 2006 Seattle | 16/2 | 35 | 32 | 3 | 0.0 | 0.0 | 1 | 0 | 0.0 | 0 | 0 | 5 | 0 | 0 | 0 | |
| NFL TOTALS | 16/2 | 35 | 32 | 3 | 0.0 | 0.0 | 1 | 0 | 0.0 | 0 | 0 | 5 | 0 | 0 | 0 | |

POSTSEASON

| Club | G/S | Tackles | | | Sacks | | Interceptions | | | | | | | | | |
|-------------------|------------|----------|----------|----------|------------|------------|---------------|----------|------------|----------|----------|----------|----------|----------|----------|----------|
| | | Tkl | So | Ast | QB | Yds | No | Yds | Avg | LG | TD | PD | FF | FR | Yds | |
| 2006 Seattle | 2/2 | 8 | 7 | 1 | 0.0 | 0.0 | 0 | 0 | 0.0 | 0 | 0 | 0 | 0 | 1 | 0 | 0 |
| NFL TOTALS | 2/2 | 8 | 7 | 1 | 0.0 | 0.0 | 0 | 0 | 0.0 | 0 | 0 | 0 | 0 | 1 | 0 | 0 |

JENNINGS' SINGLE-GAME HIGHS

Tackles: 5 at Tampa Bay (12/31/06)
Sacks: None
Int.: 1 vs. Green Bay (11/27/06)

FF: None
FR: None

ADDITIONAL STATS

Special Teams Stats: 2006 (6, FF); **Career:** (6, FF)

WALTER JONES

Tackle 6-5 325

Florida State
11th NFL Season
11th Seahawks Season
1st Round (b) 1997
2006 Games/Starts: 16/16
Career Games/Starts: 153/153
January 19, 1974
Aliceville, Alabama

71

2006: Started all 16 games for the seventh time in career. Named to seventh career Pro Bowl (1999, 2001-06) and was one of four Seattle representatives (Julian Peterson, Mack Strong, Lofa Tatupu). His seventh overall selection ties Steve Largent for second-most in team history behind Cortez Kennedy (8). Also earned second-team All-Pro status by the *Associated Press*, joining ten other players in franchise history to earn All-Pro second-team honors (Steve Largent, four times; Curt Warner, three times; Chris Warren, twice; Shaun Alexander; Dave Brown; Chad Brown; Cortez Kennedy; Eugene Robinson; Rick Tuten; Jim Zorn, one each). Started both postseason games.

PRO: Signed a long-term deal February 16, 2005. Selected with the sixth overall pick in the first round of the 1997 draft. Choice was acquired from the Tampa Bay Buccaneers on draft day for the Seahawks' 12th overall choice in the first round and a third-round choice obtained from the Atlanta Falcons on March 28. Became the first Seahawks offensive lineman to play in the Pro Bowl, following the 1999 season. Named to his sixth consecutive Pro Bowl, seventh career, following the 2006 season. Has started all 153 career games played. **1997:** Earned the starting job at left tackle in training camp and started 12 games, earning consensus first-team All-Rookie honors. Inactive for four games (San Diego, 9/21, at Kansas City, 9/28, at Denver, 11/2, at San Diego, 11/9) with a sprained ankle. Only the second rookie to start at left tackle in team history, joining Ray Roberts (1992). Part of a line that paved the way for team records for total yards (5,759) and passing yards (4,187).

Seahawks ranked fifth in the league, allowing one sack every 17.9 pass attempts. Named NFL Offensive Rookie of the Month for October. No other offensive lineman has earned the honor. Named the AFC Western Division's Outstanding Rookie by *The Sporting News*. **1998:** Started all 16 games at left tackle protecting the vulnerable blindside of the Seahawks' quarterbacks. Contributed to an offensive line that gave up only 34 sacks on the season, the ninth-lowest total in the NFL. Helped guide the offense to 408 total yards in an opening-day 38-0 victory at Philadelphia (9/6), including 188 on the ground. Helped contribute to five 100-yard rushing performances, including a 178-yard career-high game for Ricky Watters versus Indianapolis (12/20). Team totaled 226 rushing yards in that game, the first time the Seahawks rushed over the 200-yard mark since 1996. Held Derrick Thomas without a sack at Kansas City (10/4) and the San Diego Chargers (10/25) top-ranked defense sackless. Protected Jon Kitna on his 298-yard passing game versus Tennessee (11/29). **1999:** Started all 16 games at left tackle en route to his first Pro Bowl selection. Part of an offensive line that paved the way for 350 second-half yards at Chicago (9/19) in a come-from-behind victory. Helped lead the way for 132 rushing yards at Green Bay (11/1) and a season-high 173 yards on the ground, including a season-high 37 points, the following week versus Cincinnati (11/8). **2000:** Started all 16 games at left tackle. Part of an offensive line that did not surrender a sack in back-to-back games at Atlanta (12/3) and at Denver, (12/10), for the first time in 324 games. Paved the way for season-high 189 yards rushing at Kansas City (10/2) and helped Watters

gain 168 yards in a victory versus Oakland (12/16). Ground game averaged 4.3 yards per carry (the club's highest total since 1997). **2001:** Started all 16 games at left tackle and the last 69 consecutive regular-season games. Named to his second Pro Bowl in the last three seasons while helping Alexander to the fourth-best rushing game in NFL history (266 yards) that helped set a franchise record with 319 rushing yards versus Oakland (11/11). **2002:** Re-signed (9/16) with the club and started all 14 games he played in at left tackle, missing the first two (contract) at Oakland (9/8) and versus Arizona (9/15). Was part of the offensive line that blocked for Alexander's record-setting five-touchdown first half versus Minnesota (9/29). Also part of the line that did not allow a sack for the first time since November 18, 2001, at Buffalo. Helped block for Hasselbeck, as he passed for four 300-yard games, including two 400-yard games. Seattle's passing game ranked third in the NFL while the team set records for most yards in one season (5,818) and most 500-yard games in one season (3). Also paved the way for Alexander to set club record with 18 total touchdowns, including a club-record 16 rushing touchdowns. Named to his third career Pro Bowl after the season (1999, 2001, 2002). **2003:** Re-signed (9/2) with the club and started all 16 games, joining Steve Hutchinson to form one of the best left sides in football. Named to fourth career Pro Bowl after the season (1999, 2001-03) and was one of five Seattle representatives, the most since 1987. Helped Alexander to his best year with a career-high 1,435 yards and 14 touchdowns, the third-most rush scores in club history, while protecting Hasselbeck en route to his franchise-high 3,841 yards passing, career-high 26 touchdowns passes, and another four, 300-yard games for the second straight year. **2004:** Started all 16 games, joining fellow Pro Bowler Hutchinson to form one of the best left sides in football. Named to fifth career Pro Bowl after the season (1999, 2001-04) and was one of three Seattle representatives (Shaun Alexander, Hutchinson). Also earned first-team All-Pro status for second time in career (2001) by the *Associated Press*, joining nine other players in franchise history to earn All-Pro first-team honors (Kenny Easley and Cortez Kennedy, three times each; Bobby Joe Edmonds; Hutchinson; Norm Johnson; Steve

Largent; Joe Nash; Fredd Young, one each). Helped Alexander to a career year with a career-high 1,696 yards and 20 total touchdowns (16 rush, 4 rec.), the most total scores in club history. His 16 rushing touchdowns tied his own 2002 mark for most in team history. **2005:** Started 15 games, missing season finale (back), joining fellow Pro Bowler Steve Hutchinson to form one of the best left sides in football. Named to sixth career Pro Bowl after the season (1999, 2001-05) and was one of seven Seattle representatives (Shaun Alexander, Matt Hasselbeck, Hutchinson, Lofa Tatupu, Robbie Tobeck, Mack Strong). Also earned first-team All-Pro status for third time in career, second straight, (2001, 2004, 2005) by the *Associated Press*, joining nine other players in franchise history to earn All-Pro first-team honors (Kenny Easley and Cortez Kennedy, three times each; Hutchinson, twice; Bobby Joe Edmonds; Norm Johnson; Steve Largent; Joe Nash; Fredd Young, one each). Helped Alexander to become the NFL MVP with a career year on the ground with a career-high and Seattle-record 1,880 yards and an NFL-record 28 total touchdowns (27 rush, 1 rec.). Helped Seattle to a club-record 320 rush yards and two 100-yard rushers for only the third time in club history vs. Houston (10/16). Started all three postseason games.

HONORS: **1997** First-team All-Rookie (*Pro Football Weekly*, *College and Pro Football Weekly*, *Football News*), NFL Offensive Rookie of the Month (October), AFC West Outstanding Rookie (*The Sporting News*). **1999** AFC Pro Bowl. **2001** AFC Pro Bowl, First-team All-Pro (*AP*, *Sports Illustrated*, *Pro Football Weekly*, *Football News*). **2002** NFC Pro Bowl, All-Pro Team (*Pro Football Weekly*), All-NFC Team (*Pro Football Weekly*). **2003** NFC Pro Bowl; All-NFC Team (*Pro Football Weekly*). **2004** First-team All-Pro (*AP*, *College & Pro Football Weekly*, *Football Digest*, *The Sporting News*), All-NFL (*Pro Football Weekly*), All-NFC (*Pro Football Weekly*), NFC Pro Bowl. **2005** First-team All-Pro (*AP*, *Pro Football Weekly/Professional Football Writers of America*, *The Sporting News*, *Sports Illustrated*), All-NFC (*Pro Football Weekly/Professional Football Writers of America*), All-NFL (*AP*, *Pro Football Weekly/Professional Football Writers of America*), NFC Pro Bowl. **2006** All-Pro (*The Sporting News*), Second-team All-Pro (*AP*), All-NFL (*Pro*

JONES' NFL RECORD

| Year | Team | — | GP/GS | Postseason | Year | Team | — | GP/GS | Postseason |
|------|---------|---|-------|------------|-------------------|---------|----------------|------------|------------|
| 1997 | Seattle | — | 12/12 | | 2003 | Seattle | — | 16/16 | 1/1 |
| 1998 | Seattle | — | 16/16 | | 2004 | Seattle | — | 16/16 | 1/1 |
| 1999 | Seattle | — | 16/16 | 1/1 | 2005 | Seattle | — | 15/15 | 3/3 |
| 2000 | Seattle | — | 16/16 | | 2006 | Seattle | — | 16/16 | 2/2 |
| 2001 | Seattle | — | 16/16 | | NFL TOTALS | — | 153/153 | 8/8 | |
| 2002 | Seattle | — | 14/14 | | | | | | |

Football Weekly/Professional Football Writers of America), All-NFC (Professional Football Weekly/Pro Football Writers of America), NFC Pro Bowl.

COLLEGE: Second-team All-Atlantic Coast Conference choice as a junior. ACC Lineman of Week versus North Carolina State. Eight-time winner of the Victors Club given to the player for exceptional performance. Redshirted in 1995 after transferring from Holmes Community College in Holmes, Miss. Lettered two

seasons and was named Mississippi Junior College Player of the Year by the *Jackson Clarion-Ledger* in 1994. Allowed just one sack in two seasons. Also played some tight end in the second half of the 1994 season. Criminology major.

PERSONAL: Football and basketball letterman at Aliceville High School in Aliceville, Ala. Lives in Woodinville, Wash., with his wife, Valeria. They have paternal twins, Walterius and Waleria, and one stepson, Rafael.



BEN JOPPRU

Tight End
Michigan
5th NFL Season
2nd Seahawks Season
Practice Squad (Chicago) 2006
2006 Games/Starts: 5/0
Career Games/Starts: 5/0
January 5, 1980
Wayzata, Minnesota

6-4 255

47

2006: Signed from Chicago's practice squad on November 29 after Josh Parry (foot) was placed on injured reserve. Played in five games mostly on special teams and also used as a third tight end in goal-line sets. Had two special teams tackles. Made his NFL debut at Denver (12/3). Played special teams in both postseason contests.

PRO: Signed by Seattle from the Chicago Bears practice squad on November 29, 2006. Selected by the Houston Texans in the second round (41st overall) in the 2003 NFL draft.

2003: Suffered a groin injury during training camp. Placed on injured reserve (8/31).

2004: Re-aggravated his groin during minicamp. Placed on the active/non-football injury list (7/31). Placed on injured reserve (12/1).

2005: Injured reserve.

COLLEGE: Started 24 of 46 games at Michigan, hauling in 85 receptions for 800 yards and eight touchdowns over four seasons. Posted 53 catches for 579 yards and five touchdowns as a senior to break school record for tight ends. All-America second-team selection and All-Big Ten Conference first-team selection by *The NFL Draft Report*. Second-

team All-Big Ten pick by the league's media and coaches. Caught 17 passes for 118 yards and one TD as a junior. Finished sophomore season with 11 receptions for 52 yards. Saw action at tight end, split end, and fullback. Appeared in nine games with one start as a redshirt freshman, catching four passes for 51 yards.

PERSONAL: Three-year starter at tight end at Minnetonka High. Played tight end, running back, and defensive tackle. Rated the best athlete in the Midwest by Prep Star. Ranked fourth in the Midwest by the *Detroit Free Press*. Added All-Metro and all-conference honors twice (second-team junior season). Caught 66 career passes for 711 yards and eight touchdowns. Added 48 tackles and five sacks on defense. Collected 34 receptions for 354 yards and five scores as a senior. Added 124 carries for 778 rushing yards and eight scores. Caught 21 receptions for 221 yards junior year. Also rushed for 748 yards on 121 attempts with eight TDs. Father, Sheldon, played for the Shreveport Steamers in the old World Football League. Brother, J.J., played football at Arizona. Brother, Chris, plays tight end at Utah. Born in Dickinson, N.D. Majored in literature, science, and arts.

JOPPRU'S SINGLE-GAME HIGHS

Most Receptions: None
Most Yards: None

Longest Reception: None
Most TDs: None

ADDITIONAL STATS


Special Teams Stats: 2006 (2); **Career:** (2)

JOPPRU'S NFL RECORD

| Year | Club | G/S | No Injured | Yds Reserve | Avg | LG | TD |
|------------|---------|-----|---------------|----------------|-----|----|----|
| 2003-05 | Houston | | | | | | |
| 2006 | Seattle | 5/0 | 0 | 0 | 0.0 | 0 | 0 |
| NFL TOTALS | | 5/0 | 0 | 0 | 0.0 | 0 | 0 |

POSTSEASON

| Year | Club | G/S | No | Yds | Avg | LG | TD |
|------------|---------|-----|----|-----|-----|----|----|
| 2006 | Seattle | 2/0 | 0 | 0 | 0.0 | 0 | 0 |
| NFL TOTALS | | 2/0 | 0 | 0 | 0.0 | 0 | 0 |



PATRICK KERNEY

Defensive End 6-5 272
Virginia
9th NFL Season
1st Seahawks Season
Unrestricted FA (Atlanta) 2007
2006 Games/Starts: 9/9
Career Games/Starts: 121/107
December 30, 1976
Newtown, Pennsylvania

97

2006: Started all nine games played (four at left end and five at right end) and posted 19 tackles (16 solo), 4.5 sacks with two forced fumbles. Tallied 2.5 sacks vs. Arizona (10/1) in addition to a season-high five tackles and one forced fumble. Posted three tackles, one sack and one pass defended vs. the New York Giants (10/15). Recorded four tackles, one sack and one forced fumble at Cincinnati (10/29). Suffered a torn pectoral vs. Cleveland (11/12) and inactive the following week at Baltimore (11/19). Placed on injured reserve on November 20.

PRO: Signed as an unrestricted free agent from Atlanta on March 7, 2007. Originally the 30th overall selection by the Falcons in the 1999 NFL Draft. Named to the Pro Bowl in 2004. **1999:** Played in all 16 games with two starts and posted 44 tackles with 2.5 sacks. Made first career start vs. Baltimore (10/3) and collared his first NFL sack when he dropped Stoney Case for a seven-yard loss. **2000:** Started all 16 games and finished with 81 tackles (38 solo) with 2.5 sacks, one forced fumble and one fumble recovery. Registered nine stops and one sack vs. St. Louis (9/24) while adding the first interception of his career. **2001:** Started all 16 games at left defensive end and led the team with 12.0 sacks (9th NFL). Finished with 68 tackles (41 solo) and two forced fumbles and two fumble recoveries. Tallied 2.5 sacks vs. Dallas (11/11) and added 1.5 sacks vs. Carolina (9/23) and vs. New England (11/4). Streak of seven games with at least a half-sack lasted almost

two months as it began vs. San Francisco (10/14) and ended vs. New Orleans (12/9).

2002: Posted career-highs in tackles with 104 (54 solo) as he recorded his second straight double-digit sack season with 10.5. Added two fumble recoveries, including one returned for his first career touchdown, and had a pair of fumble recoveries. Totaled career-high 11 tackles and one sack in the season opener at Green Bay (9/8). Picked up a fumble recovery and scored the first touchdown of his career on a four-yard return vs. Baltimore (11/3). Totaled 1.5 sacks to go along with eight tackles at Pittsburgh (11/10). Pushed his season sack total to double-digits at 10.5 with one sack vs. Detroit (12/22). Posted one sack and a forced fumble in both playoff contests, and added a fumble recovery at the Packers (1/3/03). **2003:** Started 16 games at defensive end and totaled 87 tackles (52 solo), 6.5 sacks, two forced fumbles and a team-high three fumble recoveries. Recorded two sacks at New Orleans (11/16) and added six tackles. Posted seven stops and in the 30-28 victory at Tampa Bay (12/20). **2004:** Started all 16 games and registered 81 tackles (52 solo), one interception, one fumble recovery, three passes defended and a career-high 13.0 sacks en route to his first Pro Bowl. Recorded more than one sack four times in 2004 and had seven sacks in the first four games of the season, including a career-high three sacks vs. Arizona (9/26). Named the NFC's Defensive Player of the Month for September as he registered a total of

five sacks in helping the Falcons get out to an early 3-0 start. Tallied six tackles and two sacks vs. St. Louis (9/19). Recorded nine tackles and two sacks at Carolina (10/3). Recorded seven tackles and 1.5 sacks at Tampa Bay (12/5). Totaled five tackles, one sack and one fumble recovery vs. Carolina (12/18). Had two tackles and one sack in the NFC Championship Game at Philadelphia (1/23/05). **2005:** Started all 16 games for the sixth consecutive season and recorded 59 tackles (40 solo), 6.5 sacks, three fumble recoveries and three forced fumbles. Tallied five tackles, one sack and one forced fumble in the season-opener vs. Philadelphia (9/12). Registered five tackles, a half-sack, and one fumble recovery at Buffalo (9/25). Collected two tackles, one sack and one fumble recovery vs. Minnesota (10/2) as part of a defensive effort that produced nine sacks on the day, one shy of the team record. Recorded three tackles, one sack and one pass defended at New Orleans (10/16). Tied a career-high as he recovered his third fumble on the season in addition to tallying two tackles vs. the New York Jets (10/24). Posted two tackles, one forced fumble and a half-sack vs. Green Bay (11/13). Recorded six tackles, 1.5 sacks, one forced fumble and one pass defended at Detroit (11/24). Tallied five tackles at Carolina (12/4) and vs. New Orleans (12/12). Had five tackles and one sack at Tampa Bay (12/24).

HONORS: 2004 NFC Defensive Player of the Month for September, NFC Pro Bowl.

COLLEGE: Amassed 127 tackles and 24 sacks in his three-year career at Virginia. All-America first-team selection as a senior by *Football News* and was the first UVA lineman to earn national honors since Chris Slade in 1992. Also earned first-team All-ACC honors as he amassed 62 tackles and 15 sacks. The 15 sacks

tied the school-record set by Slade (1992). Registered 45 tackles with eight sacks as a junior. Played as a defenseman on Virginia's lacrosse team in 1996-97. The Cavaliers advanced to the championship game of the 1996 NCAA Lacrosse Tournament, losing to Princeton 13-12, in overtime. Played again in the 1997 NCAA playoffs as UVA lost in the quarterfinals to Maryland (10-9). Did not participate in 1996 spring football practice in order to compete on the lacrosse team.

PERSONAL: Four-year starter at Taft (Conn.) High and was voted team captain and Most Valuable Player as a senior as he played line-backer and offensive guard. Posted a career-high 84 tackles, three sacks, one interception and a blocked punt as a junior. Earned two letters in wrestling as a heavyweight and placed second at the All-New England Tournament. His father, John, played hockey at Middlebury College and his grandfather played football at Cornell. Participated in the 2006 NFL/USO Tour, in which he joined Pittsburgh Steelers tackle Max Starks and teammate Bryce Fisher on a 12-day visit to U.S. military bases in the Balkans and Persian Gulf. While with Atlanta, participated in the Toys for Tots campaign, creating a public service announcement and collecting toys for kids at a holiday event he hosted each year. Established and raises money for the Lt. Thomas L. Kerney Endowment Fund, which was named after his brother who was a police officer killed in the line of duty. The fund provides scholarships for children of fallen police officers in Georgia and South Carolina. Currently a licensed pilot, who owns his own Beechcraft four-seater plane and has made trips to the Bahamas among other places. Majored in history.

KERNEY'S NFL RECORD

| Club | G/S | Tackles | | | Sacks | | Interceptions | | | | | | | | | |
|-------------------|----------------|------------|------------|------------|-------------|--------------|---------------|----------|------------|----------|----------|-----------|-----------|-----------|----------|--|
| | | Tkl | So | Ast | QB | Yds | No | Yds | Avg | LG | TD | PD | FF | FR | Yds | |
| 1999 Atlanta | 16/2 | 44 | 25 | 19 | 2.5 | 18.5 | 0 | 0 | 0.0 | 0 | 0 | 1 | 0 | 0 | 0 | |
| 2000 Atlanta | 16/16 | 81 | 38 | 43 | 2.5 | 12.0 | 1 | 8 | 8.0 | 8 | 0 | 3 | 0 | 0 | 0 | |
| 2001 Atlanta | 16/16 | 68 | 41 | 27 | 12.0 | 60.0 | 0 | 0 | 0.0 | 0 | 0 | 0 | 2 | 1 | 0 | |
| 2002 Atlanta | 16/16 | 104 | 54 | 50 | 10.5 | 66.5 | 0 | 0 | 0.0 | 0 | 0 | 1 | 0 | 2 | 4 | |
| 2003 Atlanta | 16/16 | 87 | 52 | 35 | 6.5 | 30.5 | 0 | 0 | 0.0 | 0 | 0 | 1 | 2 | 3 | 0 | |
| 2004 Atlanta | 16/16 | 81 | 52 | 29 | 13.0 | 94.5 | 1 | 0 | 0.0 | 0 | 0 | 7 | 2 | 1 | 0 | |
| 2005 Atlanta | 16/16 | 59 | 40 | 19 | 6.5 | 36.5 | 0 | 0 | 0.0 | 0 | 0 | 1 | 3 | 3 | 2 | |
| 2006 Atlanta | 9/9 | 19 | 16 | 3 | 4.5 | 22.0 | 0 | 0 | 0.0 | 0 | 0 | 2 | 2 | 0 | 0 | |
| NFL TOTALS | 121/107 | 543 | 318 | 225 | 58.0 | 340.5 | 2 | 8 | 4.0 | 8 | 0 | 16 | 11 | 10 | 6 | |

POSTSEASON

| Club | G/S | Tackles | | | Sacks | | Interceptions | | | | | | | | | |
|-------------------|------------|-----------|----------|----------|------------|-------------|---------------|----------|------------|----------|----------|----------|----------|----------|----------|--|
| | | Tkl | So | Ast | QB | Yds | No | Yds | Avg | LG | TD | PD | FF | FR | Yds | |
| 2002 Atlanta | 2/2 | 6 | 4 | 2 | 2.0 | 14.0 | 0 | 0 | 0.0 | 0 | 0 | 1 | 1 | 1 | 0 | |
| 2004 Atlanta | 2/2 | 7 | 5 | 2 | 1.0 | 6.0 | 0 | 0 | 0.0 | 0 | 0 | 0 | 0 | 0 | 0 | |
| NFL TOTALS | 4/4 | 13 | 9 | 4 | 3.0 | 20.0 | 0 | 0 | 0.0 | 0 | 0 | 1 | 1 | 1 | 0 | |

KERNEY'S SINGLE-GAME HIGHS

Tackles: 11, 2 Times, Last vs. Green Bay (9/8/02)**Sacks:** 3.0 vs. Arizona (9/26/04)**Int.:** 1, 2 Times, Last at Denver (10/31/04)**FF:** 1, 11 Times, Last at Cincinnati (10/29/06)**FR:** 1, 10 Times, Last vs. N.Y. Jets (10/24/05)**TDs:** 1 vs. Baltimore (11/3/02) 4 yard fumble return


AUSTIN KING

Center 6-3 295

Northwestern
5th NFL Season
1st Seahawks Season
Free Agent 2007
2006 Games/Starts: 14/0
Career Games/Starts: 34/1
April 11, 1981
Cincinnati, Ohio

64

2006: Played in 14 games with Atlanta, primarily on special teams. Saw most action at guard in two games in place of Kynan Forney (vs. Arizona, 10/1 and vs. Pittsburgh, 10/22).

PRO: Signed by Seattle as a free agent on April 19, 2007. Originally was a fourth-round pick (133rd overall) by Tampa Bay in the 2003 NFL Draft. Released by the Bucs on September 6, 2004 and signed with Atlanta the following day.

2003: Inactive for all 16 games. **2004:** Played in four regular season games and both postseason games with Atlanta. **2005:** Played in all 16

games with one start at left guard (vs. Carolina, 1/1/06).

COLLEGE: Started 43 of 46 career games at Northwestern. Earned All-Big Ten honorable mention and Academic All-Big Ten honors as a senior.

PERSONAL: Lettered in football, basketball and baseball at Purcell Marian High, where he was named first-team all-state, all-conference, all-district and all-city as a senior. Named to dean's list for seven consecutive semesters. Majored in secondary teaching.

KING'S NFL RECORD

| Year | Team | — | GP/GS | Postseason | Year | Team | — | GP/GS | Postseason |
|------|-----------|---|-------|------------|-------------------|---------|-------------|------------|------------|
| 2003 | Tampa Bay | — | 0/0 | | 2006 | Atlanta | — | 14/0 | |
| 2004 | Atlanta | — | 4/0 | 2/0 | NFL TOTALS | — | 34/1 | 2/0 | |
| 2005 | Atlanta | — | 16/1 | | | | | | |



DAVID KIRTMAN

Fullback 6-0 238

USC
2nd NFL Season
2nd Seahawks Season
Fifth Round 2006
2006 Games/Starts: 0/0
Career Games/Starts: 0/0
February 12, 1983
Mercer Island, Washington

34

2006: Began the season on the practice squad and signed to the active roster on December 12 after Craig Terrill (knee) was placed on injured reserve. Declared inactive for the final three

games of the regular season and both postseason contests.

PRO: Selected with the 31st choice in the fifth round (163rd overall) of the 2006 draft.

COLLEGE: Started 18 of 46 games for the Trojans. Finished with 94 yards and a touchdown on 21 carries (4.5 avg.) and had 46 receptions for 470 yards (10.2 avg.) and a pair of scores. On special teams, he registered five tackles (four solo). Helped Trojans average 260.0 yards per game rushing in only year as team's leading blocker, while delivering 76 knockdown blocks. Averaged 8.4 yards every time he touched the ball. All-Pac-10 Conference honorable mention his senior season.

PERSONAL: Attended Mercer Island High School. 2000 *Super Prep* All-Farwest and *Prep*

Star All-Western Region pick as a senior. Ran for 1,380 yards and 18 touchdowns, adding 480 receiving yards as a senior, establishing 11 school records during his career. Earned All-KingCo Class 3A first-team honors while rushing for 1,311 yards (7.9 avg.) and 18 touchdowns, along with 16 receptions for 228 yards (14.3 avg.) and two scores as a junior. Also was on the track team (100 and 200 meters and shot put). Father, Louis, ran track at California. Brother, Michael, was on Pomona-Pitzer's football and track teams. Uncle, Nate, played football at Stanford in 1967. Majored in business.

KIRTMAN'S NFL RECORD

| | Club | G/S | Rushing | | | | LG | TD | No | Receiving | | | |
|------------|---------|-----|---------|-----|-----|--|----|----|----|-----------|-----|----|----|
| | | | Att | Yds | Avg | | | | | Yds | Avg | LG | TD |
| 2006 | Seattle | 0/0 | 0 | 0 | 0.0 | | 0 | 0 | 0 | 0 | 0.0 | 0 | 0 |
| NFL TOTALS | | 0/0 | 0 | 0 | 0.0 | | 0 | 0 | 0 | 0 | 0.0 | 0 | 0 |

POSTSEASON

| | Club | G/S | Rushing | | | | LG | TD | No | Receiving | | | |
|------------|---------|-----|---------|-----|-----|--|----|----|----|-----------|-----|----|----|
| | | | Att | Yds | Avg | | | | | Yds | Avg | LG | TD |
| 2006 | Seattle | 0/0 | 0 | 0 | 0.0 | | 0 | 0 | 0 | 0 | 0.0 | 0 | 0 |
| NFL TOTALS | | 0/0 | 0 | 0 | 0.0 | | 0 | 0 | 0 | 0 | 0.0 | 0 | 0 |



NIKO KOUTOUVIDES

Linebacker 6-2 238

Purdue

4th NFL Season

4th Seahawks Season

4th Round 2004

2006 Games/Starts: 16/0

Career Games/Starts: 44/2

March 25, 1981

Plainville, Connecticut

53

2006: Played in all 16 games on special teams only. Tied (Kevin Bentley) for the team-lead with 14 special teams tackles. Played in both postseason games and had one special teams tackle.

PRO: Taken with the 20th pick in the fourth round (118th overall) of the 2004 NFL Draft. Only the third player in Seahawks history to be drafted from Purdue University and first since 1990 (T Bill Hitchcock). **2004:** Played in every game, mostly on special teams, but started the last two games of the season vs. Arizona (12/26) and vs. Atlanta (1/2/05). Led the team with 16 special teams tackles and totaled 46 stops (38 solo) with one sack at linebacker. Posted a career-high nine tackles (eight solo) at the New York Jets (12/19) and first-career sack

came vs. Miami (11/21). Started the Wild Card Game vs. St. Louis (1/8/05) and posted five tackles (three solo). **2005:** Played in 12 games, mostly on special teams where he collected 10 stops. Saw time at linebacker at Philadelphia (12/5) and vs. San Francisco (12/11) with a tackle in each game. Played all three postseason games with seven special teams tackles.

COLLEGE: Started 32 of 50 games, finishing career with 296 tackles (180 solo) along with 23 stops for losses and 17 passes defended. All-Big Ten Conference first-team selection after starting every game at middle linebacker his senior year. Finished second on the team with 101 tackles (57 solo), including 5.5 stops for losses. Intercepted two passes and knocked down four. Caused and recovered a fumble. As

a junior, started all 13 games and notched career-high 121 tackles (80 solo) to lead the team. Had team-high 11.5 tackles for loss, including four sacks. Knocked down three passes and intercepted three. Posted at least 11 tackles in six games. Saw action in every game his first two seasons in a reserve role with 74 tackles, four fumble recoveries, and three forced fumbles.

PERSONAL: Attended Milford Academy (Conn.), a postgraduate school in 1999. Led team in sacks and finished second on team in tackles. Earned honorable mention all-state and all-conference honors at Plainville (Conn.) High. Was team captain and selected team's most valuable player. Majored in Organizational Leadership and Supervision.

KOUTOUVIDES' NFL RECORD

| Club | G/S | Tackles | | | Sacks | | Interceptions | | | | | LG | TD | PD | FF | FR | Yds |
|-------------------|-------------|--------------------|-----------|----------|------------|------------|---------------|----------|------------|----------|----------|----------|----------|----------|----------|----------|----------|
| | | Tkl | So | Ast | QB | Yds | No | Yds | Avg | | | | | | | | |
| 2004 Seattle | 16/2 | 46 | 38 | 8 | 1.0 | 1.0 | 0 | 0 | 0.0 | 0 | 0 | 0 | 0 | 0 | 0 | 0 | 0 |
| 2005 Seattle | 12/0 | 2 | 1 | 1 | 0.0 | 0.0 | 0 | 0 | 0.0 | 0 | 0 | 0 | 0 | 0 | 0 | 0 | 0 |
| 2006 Seattle | 16/0 | Special teams only | | | | | | | | | | | | | | | |
| NFL TOTALS | 44/2 | 48 | 39 | 9 | 1.0 | 1.0 | 0 | 0 | 0.0 | 0 | 0 | 0 | 0 | 0 | 0 | 0 | 0 |

POSTSEASON

| Club | G/S | Tackles | | | Sacks | | Interceptions | | | | | LG | TD | PD | FF | FR | Yds |
|-------------------|------------|--------------------|----------|----------|------------|------------|---------------|----------|------------|----------|----------|----------|----------|----------|----------|----------|----------|
| | | Tkl | So | Ast | QB | Yds | No | Yds | Avg | | | | | | | | |
| 2004 Seattle | 1/1 | 5 | 3 | 2 | 0.0 | 0.0 | 0 | 0 | 0.0 | 0 | 0 | 0 | 0 | 0 | 0 | 0 | 0 |
| 2005 Seattle | 3/0 | Special teams only | | | | | | | | | | | | | | | |
| 2006 Seattle | 2/0 | Special teams only | | | | | | | | | | | | | | | |
| NFL TOTALS | 6/1 | 5 | 3 | 2 | 0.0 | 0.0 | 0 | 0 | 0.0 | 0 | 0 | 0 | 0 | 0 | 0 | 0 | 0 |

KOUTOUVIDES' SINGLE-GAME HIGHS

Tackles: 9 at New York Jets (12/19/04)

Sacks: 1.0 vs. Miami (11/21/04)

Int.: None

Forced Fumbles: None

Fumble Recoveries: None

ADDITIONAL STATS

Special Teams Stats: 2004 (16), 2005 (10); 2006 (14); **Career:** (40)

Additional Postseason Stats: Special Teams Tackles 2005 (7); 2006 (1); **Career:** (8).



LANCE LAURY

Linebacker 6-2 237

South Carolina

2nd NFL Season

2nd Seahawks Season

Free Agent 2006

2006 Games/Starts: 8/0

Career Games/Starts: 8/0

January 17, 1982

Hopkins, South Carolina

50

2006: Began season on the practice squad and signed to the active roster on November 11 after Marcus Tubbs (knee) was placed on injured reserve. Played in eight games on special teams only and had 11 special teams tackles. Made NFL debut vs. St. Louis (11/12). Played in both postseason games and had two special teams tackles.

PRO: Signed with Seattle on May 1, 2006 as an undrafted rookie free agent.

COLLEGE: Played in 11 games as a senior and was second on the team with 69 tackles. As a junior, served as a backup and had 12 tackles. Slowed in 2003 by knee surgery, was fourth on the team with 59 tackles. Selected as a Freshman All-America by *The Sporting News*

following a 90-tackle season despite missing two games.

PERSONAL: Prepped at Lower Richland High

and named all-conference in 1999 and 2000. Majored in hotel, restaurant and tourism management.

LAURY'S NFL RECORD

| Club | G/S | Tackles | | | Sacks | | Interceptions | | | | | | | | | |
|-------------------|------------|----------|----------|----------|--------------------|------------|---------------|----------|------------|----------|----------|----------|----------|----------|----------|----------|
| | | Tkl | So | Ast | QB | Yds | No | Yds | Avg | LG | TD | PD | FF | FR | Yds | |
| 2006 Seattle | 8/0 | | | | Special teams only | | | | | | | | | | | |
| NFL TOTALS | 8/0 | 0 | 0 | 0 | 0.0 | 0.0 | 0 | 0 | 0.0 | 0 | 0 | 0 | 0 | 0 | 0 | 0 |

| POSTSEASON | | | | | | | | | | | | | | | | |
|-------------------|------------|----------|----------|----------|--------------------|------------|---------------|----------|------------|----------|----------|----------|----------|----------|----------|----------|
| Club | G/S | Tackles | | | Sacks | | Interceptions | | | | | | | | | |
| | | Tkl | So | Ast | QB | Yds | No | Yds | Avg | LG | TD | PD | FF | FR | Yds | |
| 2006 Seattle | 2/0 | | | | Special teams only | | | | | | | | | | | |
| NFL TOTALS | 2/0 | 0 | 0 | 0 | 0.0 | 0.0 | 0 | 0 | 0.0 | 0 | 0 | 0 | 0 | 0 | 0 | 0 |

LAURY'S SINGLE-GAME HIGHS

Tackles: None
Sacks: None
Int.: None

Forced Fumbles: None
Fumble Recoveries: None

ADDITIONAL STATS

Special Teams Stats: 2006 (11); Career: (11)

Additional Postseason Stats: Special Teams Tackles 2006 (2); Career: (2).



SEAN LOCKLEAR

Tackle 6-4 308
North Carolina State
4th NFL Season
4th Seahawks Season
3rd Round 2004
2006 Games/Starts: 10/10
Career Games/Starts: 42/26
May 29, 1981
Lumberton, South Carolina

2006: Started all 10 games played, missing one game due to a league suspension and five games (8-12) due to an ankle sprain. Also started both postseason games, and was part of the line that did not allow a sack vs. Dallas (1/6/07) in the NFC Wild Card Game.

PRO: Chosen with the 21st selection of the third round (84th overall) in the 2004 NFL Draft. Second consecutive year the Seahawks took an offensive lineman in the third round (Wayne Hunter in 2003). **2004:** Played in all 16 games, mostly on special teams, and saw time at left tackle twice in place of Walter Jones (rest vs. San Francisco, 9/26 and ankle vs. Arizona, 12/26). Returned one kickoff for 12 yards vs. Miami (11/21). **2005:** Moved into the starting lineup at right tackle during the preseason after

Floyd Womack (tricep) went down at Kansas City (8/27). Named to *ESPN.com's* The Unheralded Team and *USA Today's* All-Joe Team. Started all 16 games and helped Shaun Alexander become the NFL MVP with a career year on the ground with a career-high and Seattle-record 1,880 yards and an NFL-record 28 total touchdowns (27 rush, 1 rec.). Helped Seattle to a club-record 320 rush yards and two 100-yard rushers for only the third time in club history vs. Houston (10/16). Started all three postseason games.

COLLEGE: Switched to the offensive line after playing defensive tackle and defensive end first two seasons. Played nearly every offensive snap over his last three seasons, starting the final 27 games of career at variety of positions

on the offensive line. Played 23 games on defense with three starts and recorded 68 tackles (39 solo) with five sacks. In his senior season, first Wolfpack offensive lineman since 1992 to earn first-team All-Atlantic Coast Conference honors. Started eight games at right tackle, two at right guard, and one at left tackle.

PERSONAL: Attended Lumberton Senior High where he played both offense and defense. Voted team MVP as a senior after catching 22

passes for 450 yards and averaging 11 tackles per contest on defense. Pulled in 11 passes for 260 yards with three touchdowns as a junior and averaged 8.5 tackles per game with two interceptions. Selected first-team All-County and All-Conference performer both junior and senior years. Two-year letterman in basketball. Graduated on December 17, 2003, with a degree in Sports Management.

LOCKLEAR'S NFL RECORD

| Year | Team | — | GP/GS | Postseason | Year | Team | — | GP/GS | Postseason |
|------|---------|---|-------|------------|-------------------|---------|---|--------------|------------|
| 2004 | Seattle | — | 16/0 | 1/0 | 2006 | Seattle | — | 10/10 | 2/2 |
| 2005 | Seattle | — | 16/16 | 3/3 | NFL TOTALS | — | | 42/26 | 6/5 |

Additional stats: One kickoff return for 12 yards.



MAURICE MORRIS

Running Back **5-11** **216**
Oregon
6th NFL Season
6th Seahawks Season
2nd Round (A) 2002
2006 Games/Starts: 16/8
Career Games/Starts: 74/11
December 1, 1979
Chester, South Carolina

20

2006: Played in all 16 games with a career-high eight starts, six in place of Shaun Alexander (foot). Posted career-highs in carries (161) and yards (604). Also had a career-high 11 receptions for 46 yards. Started in a two-back set with Alexander in the season-opener at Detroit (9/10) and vs. Green Bay (11/27). Started Games 4-9, with 23 carries for 74 yds. (3.2 avg.) with a long of 21 in win at St. Louis (10/15). Recorded back-to-back 100-yard games, giving him three career, with a career-high 138 yards on a career-high 30 carries vs. Oakland (11/6) and 124 yards on 21 carries vs. St. Louis (11/12). Returned to backup duties with the return of Alexander at San Francisco (11/19) and recorded 25 rushes for 93 yards the remainder of the season. Played in both postseason contests and tallied seven rushes for 23 yards (3.3 avg.).

PRO: Selected with the first of two second-round picks (54th overall), becoming the 36th running back selected in Seattle history. **2002:** Saw action in 11 games and totaled 153 yards on 32 carries. Won kickoff return duties in training camp and ranked eighth in the NFC with a 24.1 kickoff return average. Returned his first kickoff 66 yards at Oakland (9/8). The Raiders did not kick off to him thereafter. Came in for

Alexander (eye) during the second quarter versus Arizona (9/15) and carried seven times for 35 yards, while adding five kickoffs for 102 yards. Established a club record with 231 kickoff return yards on the second-most returns (7) while taking one a club-record tying 97 yards for the score (James Jefferson versus Kansas City, 10/8/89). It was the first time a Seattle player had taken one the distance since Charlie Rogers versus Buffalo (12/23/00, 21 games). Also tied Seahawks records for kickoff return touchdowns (1) in a career, season, game, and as a rookie. The 231 kickoff return yards were the most in the NFC in 2002. Saw extended time at running back the next week at Dallas (10/27), carrying six times for 24 yards, with four of those carries for 20 yards coming on a scoring drive in the second quarter. Led the team in rushing for the first time at Arizona (11/10) with career highs in carries (15) and yards (72) for a 4.8 average and a career-long of 24. Tweaked hamstring in that game and saw limited action the rest of the season. **2003:** Seeing his role expand, played in all 16 games with first-career start coming versus St. Louis (9/21) in place of Alexander (birth of child) and caught a career-high three passes for 28 yards.

Set career-highs with 38 total carries and 239 yards (6.3 avg.) and four receptions for 32 yards and his first-career receiving touchdown versus Arizona (12/21). Had a career-long 43-yard run versus Pittsburgh (11/2). Served as the team's primary kickoff returner, totaling 47 for 1,007 yards (21.4 avg.) and a long of 56 coming at Minnesota (12/7) where he returned five kickoffs for a season-high 153 yards (30.6 avg.). Also had three special teams tackles in the regular season. In the Wild Card Game at Green Bay (1/4/04), returned four kickoffs for 70 yards and rushed once for 4 yards. **2004:** Played in 15 games and was inactive (concussion) at San Francisco (11/7). Posted season-highs versus San Francisco (9/26) in carries (8), yards (42), and long gain (12). Saw time at running back in 14 games. Sustained a concussion on the opening kickoff versus Carolina (10/31) and did not return. Tied his career-high with seven kickoff returns on three occasions (at New England, 10/17, vs. Dallas, 12/6, and at the New York Jets, 12/19). Had a season-high 171 kickoff return yards at the Patriots and a season-long 34-yard return at Minnesota (12/12). Took over punt return duties for Bobby Engram (ankle) at mid-season and returned a career-high four for 21 yards versus Miami (11/21). Also added five

special teams tackles. Rushed twice for 9 yards and returned six kickoffs for 109 yards versus St. Louis in the NFC Wild Card Game (1/8/05). **2005:** Played in all 16 games with two starts alongside Shaun Alexander (at Tennessee, 12/18 and vs. Indianapolis, 12/24). Carried a career-high 71 times for a career-high 288 yards on the season with his first career rush score (vs. Houston, 10/16). Also had five receptions for 48 yards, one kickoff return for 21 yards and eight special teams tackles. Rushed for a career-high 104 yards on eight carries (13.0 avg.) with a career-long 49-yard gain vs. Houston (10/16). Along with Alexander's 141 yards, was just the third time in franchise history with two 100-yard rushers in a single game, and in all, the team set a franchise-record with 320 rush yards on the night. Tied career-high with 15 carries on Monday Night Football at Philadelphia (12/5). Replaced Alexander (concussion) with 4:29 to go in the first quarter vs. Washington (1/14/06) in the Divisional Playoff Game. Carried a career-high 18 times for 49 yds. (2.7 avg.) and caught one pass for 16 yards. Carried seven times for 24 yards vs. Carolina (1/22/06) and had one catch for 6 yards in Super Bowl XL vs. Pittsburgh (2/5/06).

MORRIS' NFL RECORD

| | Club | G/S | Kickoff Returns | | | | | Att | Punt Returns | | | |
|------|---------|------|-----------------|-------|------|-----|----|-----|--------------|-----|----|----|
| | | | No | Yds | Avg | LG | TD | | Yds | Avg | LG | TD |
| 2002 | Seattle | 11/0 | 34 | 821 | 24.1 | 97t | 1 | 0 | 0 | 0.0 | 0 | 0 |
| 2003 | Seattle | 16/1 | 47 | 1,007 | 21.4 | 56 | 0 | 0 | 0 | 0.0 | 0 | 0 |
| 2004 | Seattle | 15/0 | 47 | 994 | 21.1 | 34 | 0 | 15 | 75 | 5.0 | 22 | 0 |
| 2005 | Seattle | 16/2 | 1 | 21 | 21.0 | 21 | 0 | 0 | 0 | 0.0 | 0 | 0 |
| 2006 | Seattle | 16/8 | 0 | 0 | 0.0 | 0 | 0 | 0 | 0 | 0.0 | 0 | 0 |

| | | | | | | | | | | | |
|---------------|--------------|------------|--------------|-------------|------------|----------|-----------|-----------|------------|-----------|----------|
| TOTALS | 74/11 | 129 | 2,843 | 22.0 | 97t | 1 | 15 | 75 | 5.0 | 22 | 0 |
|---------------|--------------|------------|--------------|-------------|------------|----------|-----------|-----------|------------|-----------|----------|

| | | Rushing | | | | | | Receiving | | | | |
|------|---------|---------|-----|-----|-----|----|----|-----------|-----|-----|----|----|
| | Club | G/S | No | Yds | Avg | LG | TD | Att | Yds | Avg | LG | TD |
| 2002 | Seattle | 11/0 | 32 | 153 | 4.8 | 24 | 0 | 3 | 25 | 8.3 | 12 | 0 |
| 2003 | Seattle | 16/1 | 38 | 239 | 6.3 | 43 | 0 | 4 | 32 | 8.0 | 13 | 1 |
| 2004 | Seattle | 15/0 | 30 | 126 | 4.2 | 12 | 0 | 9 | 53 | 5.9 | 12 | 0 |
| 2005 | Seattle | 16/2 | 71 | 288 | 4.1 | 49 | 1 | 5 | 48 | 9.6 | 20 | 0 |
| 2006 | Seattle | 16/8 | 161 | 604 | 3.8 | 29 | 0 | 11 | 46 | 4.2 | 27 | 0 |

| | | | | | | | | | | | |
|---------------|--------------|------------|--------------|------------|-----------|----------|-----------|------------|------------|-----------|----------|
| TOTALS | 74/11 | 332 | 1,410 | 4.2 | 49 | 1 | 32 | 204 | 6.4 | 27 | 1 |
|---------------|--------------|------------|--------------|------------|-----------|----------|-----------|------------|------------|-----------|----------|

POSTSEASON

| Club | G/S | Kickoff Returns | | | | | LG | TD |
|--------------|-----|-----------------|-----|------|----|----|----|----|
| | | No | Yds | Avg | LG | TD | | |
| 2003 Seattle | 1/0 | 4 | 70 | 17.5 | 19 | 0 | | |
| 2004 Seattle | 1/0 | 6 | 109 | 18.2 | 21 | 0 | | |
| 2005 Seattle | 3/0 | 1 | 16 | 16.0 | 16 | 0 | | |
| 2006 Seattle | 2/0 | 0 | 0 | 0.0 | 0 | 0 | | |

| | | | | | | | | |
|---------------|------------|-----------|------------|-------------|-----------|----------|--|--|
| TOTALS | 7/0 | 11 | 195 | 17.7 | 21 | 0 | | |
|---------------|------------|-----------|------------|-------------|-----------|----------|--|--|

| | Club | G/S | Rushing | | | | | Att | Receiving | | | |
|--------|---------|-----|---------|-----|-----|----|----|-----|-----------|------|----|----|
| | | | No | Yds | Avg | LG | TD | | Yds | Avg. | LG | TD |
| 2003 | Seattle | 1/0 | 1 | 4 | 4.0 | 4 | 0 | 0 | 0 | 0.0 | 0 | 0 |
| 2004 | Seattle | 1/0 | 2 | 9 | 4.5 | 5 | 0 | 0 | 0 | 0.0 | 0 | 0 |
| 2005 | Seattle | 3/0 | 25 | 73 | 2.9 | 10 | 0 | 2 | 22 | 11.0 | 16 | 0 |
| 2006 | Seattle | 2/0 | 7 | 23 | 3.3 | 7 | 0 | 0 | 0 | 0.0 | 0 | 0 |
| TOTALS | | 7/0 | 35 | 109 | 3.1 | 10 | 0 | 2 | 22 | 11.0 | 16 | 0 |

| | | | | | | | | | | | |
|---------------|------------|-----------|------------|------------|-----------|----------|----------|-----------|-------------|-----------|----------|
| TOTALS | 7/0 | 35 | 109 | 3.1 | 10 | 0 | 2 | 22 | 11.0 | 16 | 0 |
|---------------|------------|-----------|------------|------------|-----------|----------|----------|-----------|-------------|-----------|----------|

COLLEGE: Spent two years at Oregon after transferring from Fresno City College where he was a two-time JC Grid-Wire All-American. Set national JC records of 4,487 all-purpose yards and 3,708 yards rushing on 593 carries. Set Fresno City records with 26 scores in 1998, career rushing touchdowns (45), and total (49). Held below 100 yards only once in his JC career (92 vs. Siskiyou). Holds Oregon's school record for most carries in one season (286 in

2000) and became the school's first two-time 1,000-yard rusher. Finished his Ducks career with 2,237 yards on 466 carries with 17 touchdowns and 307 yards and three scores on 35 receptions. His 2,237 rushing yards were fifth in school history.

PERSONAL: Rushed for over 1,600 yards and 25 touchdowns as a senior at Chester (S.C.) High. Has six brothers and eight sisters of Diane and Bernard Morris. Born in Chester, S.C.

MORRIS' SINGLE-GAME HIGHS

Rush Attempts: 30 vs. Oakland (11/6/06)
Rush Yards: 138 vs. Oakland (11/6/06)
Longest Rush: 49 vs. Houston (10/16/05)
Most Rush TDs: 1 vs. Houston (10/16/05)

Most Receptions: 3 vs. St. Louis (9/21/03)
Most Rec. Yards: 28 vs. St. Louis (9/21/03)
Longest Reception: 27 vs. Arizona (9/17/06)
Most Rec. TDs: 1 vs. Arizona (12/21/03)

ADDITIONAL STATS

Most KO Ret: 7, 4 Times, Last at NYJ (12/19/04)
Longest KO Return: *97t at St. Louis (10/20/02)
Most KO Return Yards: *231 at St. Louis (10/20/02)
 * Club Record

Special Teams Tackles: 2002 (2), 2003 (3), 2004 (5), 2005 (8); **Total:** (18).

BEN OBOMANU

Wide Receiver 6-0 206
 Auburn
 2nd NFL Season
 2nd Seahawks Season
 7th Round (B) 2006
 2006 Games/Starts: 0/0
 Career Games/Starts: 0/0
 October 30, 1983
 Selma, Alabama

87

2006: Spent the entire regular season on the practice squad. Signed to the active roster on January 5, 2007 after the team released Itula Mili. Was inactive both postseason games.

PRO: Drafted with the second of two seventh-round picks (249th overall) in the 2006 NFL Draft.

COLLEGE: Finished his career 11th in receiving yards with 1,313 yards and ranked second in school annals with 18 touchdown receptions (Terry Beasley, 29). Also ranks seventh in Auburn history with 97 receptions. Saw action in every game, starting 11 times his senior season. Led team with career-high 33 receptions for 357 yards (10.8 avg.) and five touchdowns. Earned All-Southeastern Conference third-team honors from the league's coaches. Led club with seven touchdowns ranking fifth on school's list his junior year. Played in 13 games

as true freshman, earning his first career start in the season opener vs. Southern California. Finished fourth on the team with 17 catches for 224 yards (13.2 avg.) and three touchdowns.

PERSONAL: Attended Selma High. Four-year starter who earned *Parade* All-American, *Prep Star/CBS Sportsline* Dream Team, *Super Prep* Elite 50 (ranked as the top player in Alabama by that service), *Huntsville Times* Elite 11, *Birmingham News* Class 6A All-State honors, *Constitution* Super Southern 100 and *The Sporting News* Hot 101 accolades. Caught 31 passes for 460 yards and nine touchdowns as a senior. Rushed for 218 yards on 20 carries and three scores, adding 284 yards on punt and kick returns with one more touchdown that year. Had six touchdown catches as a junior and scored 30 career touchdowns. Also started for the basketball team. Majored in finance.

OBOMANU'S NFL RECORD

| Year | Club | G/S | No | Yds | Avg | LG | TD |
|-------------------|---------|------------|----------|----------|------------|----------|----------|
| 2006 | Seattle | 0/0 | 0 | 0 | 0.0 | 0 | 0 |
| NFL TOTALS | | 0/0 | 0 | 0 | 0.0 | 0 | 0 |

POSTSEASON

| Year | Club | G/S | No | Yds | Avg | LG | TD |
|-------------------|---------|------------|----------|----------|------------|----------|----------|
| 2006 | Seattle | 0/0 | 0 | 0 | 0.0 | 0 | 0 |
| NFL TOTALS | | 0/0 | 0 | 0 | 0.0 | 0 | 0 |



JOSH PARRY

Fullback 6-2 250
San Jose State
4th NFL Season
2nd Seahawks Season
Trade (Philadelphia) 2006
2006 Games/Starts: 8/0
Career Games/Starts: 37/16
April 5, 1978
Sonora, California

49

2006: Played in eight games, mostly on special teams where he had six special teams tackles. Saw time at fullback in five games and had one catch for 11 yards at Kansas City (10/29). Placed on injured reserve (foot) on November 29.

PRO: Traded by Philadelphia to Seattle for a 2008 undisclosed draft choice on September 2, 2006. Originally signed as an undrafted rookie free agent linebacker by Philadelphia in 2001 and made the transition to fullback in 2003 where he spent that year on the team's practice squad. Signed to the Eagles active roster September 27, 2004. **2004:** Played in 13 games with four starts and posted nine receptions for 75 yards with career-long of 22. Made NFL debut at Chicago (10/3) and helped Brian Westbrook rush for 119 yards. His career-long gain came at Cleveland (10/24) and vs. Baltimore (10/31). **2005:** Played in all 16 games, starting 12, for the Eagles and recorded career-highs with 13 receptions and 89 receiving yards. Posted a career-high three catches for 20 yards in Week 2 vs. San Francisco (9/18).

COLLEGE: During his four-year career as a linebacker at San Jose State, he amassed 354 tackles while starting all 43 games. As a senior linebacker, Parry made 122 tackles and 2 interceptions to earn second team All-WAC honors. He also earned a selection to the 1998 CoSIDA/GTE District VIII academic All-America team.

PERSONAL: Inspired by his brother, Neil, who suffered a football injury in 2002 that resulted in his lower left leg being amputated while they were teammates at San Jose State, Josh Parry showed a great deal of determination in finally earning a roster spot with the Eagles in 2004. Parry had spent the previous four training camps with the Eagles (the first two at line-backer) before an injury to Jon Ritchie gave him his first opportunity on the active roster as the team's only fullback. He beat out Ritchie in 2005 to serve as the club's primary fullback. He and his wife, Kelli, have two daughters, Madison and Shaelyn, and a son, Aiden. Enjoys golfing, fishing and waterskiing. Majored in biology.

PARRY'S SINGLE-GAME HIGHS

Rush Attempts: None
Rush Yards: None
Longest Rush: None
Most Rush TDs: None

Most Receptions: 3 vs. San Francisco (9/18/05)
Most Rec. Yards: 22, 2 Times, Last vs. Balt (10/31/04)
Longest Reception: 22, 2 Times, Last vs. vs. Balt (10/31/04)
Most Rec. TDs: None

ADDITIONAL STATS

Special Teams Tackles: 2004 (3), 2006 (6); Total (9). Returned two kickoffs for 24 yards with a long of 14.

PARRY'S NFL RECORD

| | Club | G/S | Rushing | | | | | Receiving | | | | |
|------------|--------------|-------|---------|-----|-----|----|----|-----------|-----|------|----|----|
| | | | Att | Yds | Avg | LG | TD | No | Yds | Avg | LG | TD |
| 2004 | Philadelphia | 13/4 | 0 | 0 | 0.0 | 0 | 0 | 9 | 75 | 8.3 | 22 | 0 |
| 2005 | Philadelphia | 16/12 | 0 | 0 | 0.0 | 0 | 0 | 13 | 89 | 6.8 | 13 | 0 |
| 2006 | Seattle | 8/0 | 0 | 0 | 0.0 | 0 | 0 | 1 | 11 | 11.0 | 11 | 0 |
| NFL TOTALS | | 37/16 | 0 | 0 | 0.0 | 0 | 0 | 23 | 175 | 7.6 | 22 | 0 |

POSTSEASON

| | Club | G/S | Rushing | | | | | Receiving | | | | |
|------------|--------------|-----|---------|-----|-----|----|----|-----------|-----|-----|----|----|
| | | | Att | Yds | Avg | LG | TD | No | Yds | Avg | LG | TD |
| 2004 | Philadelphia | 3/2 | 0 | 0 | 0.0 | 0 | 0 | 3 | 12 | 4.0 | 7 | 0 |
| NFL TOTALS | | 3/2 | 0 | 0 | 0.0 | 0 | 0 | 3 | 12 | 4.0 | 7 | 0 |



JULIAN PETERSON

Linebacker **6-3 240**
Michigan State
8th NFL Season
2nd Seahawks Season
Unrestricted FA (San Francisco) 2006
2006 Games/Starts: 16/16
Career Games/Starts: 95/88
July 28, 1978
Washington, D.C.

59

2006: Started all 16 games for the third time in career, posting 89 tackles (71 solo), a career-high 10.0 sacks, one interception, one forced fumble and one fumble recovery. Named to his third career Pro Bowl, first with Seattle. Made Seattle debut with seven stops (four solo) and one sack at Detroit (9/10) and followed that up with another sack and six tackles (all solo) vs. Arizona (9/17). Had a career-high string of four games (at St. Louis, 10/15; vs. Minnesota, 10/22; at Kansas City, 10/29; vs. Oakland, 11/6) with at least one sack, totaling 6.0 during that span. Had 2.0 in back-to-back weeks against the Rams and Vikings. Had a season-high 12 tackles (eight solo) vs. the Vikings. Tallied 10 solo stops, a sack and forced fumble at Kansas City and another sack vs. the Raiders. Had 1.0 sack and fumble recovery at Denver (12/3) and final sack came in season finale at Tampa Bay (12/31). Tied (Leroy Hill) for the team-lead in tackles with seven (four solo) vs. Dallas (1/6/07) in the NFC Wild Card Game. Had six tackles (four solo), one sack that forced a fumble (recovered by Chuck Darby) that led to a Seattle score in the second quarter at Chicago (1/14/07) in the Divisional Playoff Game.

PRO: Signed with Seattle as an unrestricted free agent March 27, 2006, after six seasons with the San Francisco 49ers. Originally drafted as the 16th overall pick in the first round of

the 2000 NFL Draft. **2000:** Saw action in 13 games, starting seven as rookie. Posted 47 tackles, four sacks, two interceptions (33 yards) and four passes defended. Had four tackles and one special teams tackles at Atlanta (9/3). Recorded three tackles and first-career sack at Carolina (9/10). Also had first-career interception (31 yards) vs. Panthers. Had interception (two yards) and became first 49ers linebacker since 1995 to record multiple interceptions in season at Dallas (9/24). Registered seven tackles (four solo) vs. Arizona (10/1). Made first-career start and posted one tackle before leaving game with left knee sprain vs. Oakland (10/8). Inactive (knee) at Green Bay (10/15), at Carolina (10/22) and vs. St. Louis (10/29). Had five tackles, including three for loss, career-high two sacks and one pass defended at New Orleans (11/5). Returned to starting lineup and recorded two tackles vs. Kansas City (11/12). Tallied four tackles, one quarterback pressure and one pass defended vs. Atlanta (11/19). Registered four solo tackles, including one for loss, and one pass defended at San Diego (12/3). Had five tackles vs. New Orleans (12/10). Credited with five solo tackles, one sack and two quarterback pressures vs. Chicago (12/17). Registered seven tackles (four solo) and had one pass defended at Denver (12/23). **2001:** Started and played in 14 regular season

games. Finished season with 49 tackles (32 solo). Also added three sacks, two passes defended and one fumble recovery, which he returned for 26-yard touchdown. Tied for fifth on squad with three sacks. Was inactive vs. Atlanta (9/9) and vs. St. Louis (9/23) due to high ankle sprain suffered during preseason. Started first game of season at linebacker at New York Jets (10/1). Recorded one solo tackle at Jets. Started at outside linebacker and tallied four tackles (three solo) vs. Carolina (10/7). Registered six tackles (four solo) at Atlanta (10/14). Recorded three tackles at Chicago (10/28). Also recovered fumble and returned it 26 yards for first-career touchdown at Bears. Had four tackles (two solo) and one sack for four yards vs. Detroit (11/4). Collected nine tackles (seven solo) vs. New Orleans (11/11). Credited with one solo tackle, one pass defended and one sack (six yards) vs. Buffalo. Recorded one sack (nine yards) at St. Louis (12/9). Also recorded three tackles (one solo) at Rams. Registered six tackles (two solo) and one sack (eight yards) vs. Philadelphia (12/22). Made first-career postseason start at linebacker and recorded eight tackles (seven solo) in NFC Wild Card Game at Green Bay (1/13/02). Also sacked Brett Favre (seven yards) in fourth quarter at Packers. **2002:** Played and started in every game, including postseason, for first time in career. Finished season with 104 tackles (71 solo), two sacks, six tackles for loss, one interception and two forced fumbles. Ranked second on team with 104 tackles. Intercepted one pass for two yards and recorded four tackles (two solo) at New York Giants (9/5). Credited with eight tackles (six solo) and matched career-high with two sacks (6.0 yards) vs. Denver (9/15). Recorded six tackles, including one tackle for loss, vs. Washington (9/22). Also credited with one quarterback pressure vs. Redskins. Left game with knee and hip injuries and did not return. Tallied seven tackles (three solo), one forced fumble, two quarterback pressures and one pass defended at New Orleans (10/20). Recorded seven tackles (six solo) and one pass defended vs. Arizona (10/27). Had seven tackles (six solo) at Oakland (11/3). Posted four tackles and one pass defended on 4th-and-11 to clinch victory vs. Kansas City (11/10). Limited All-Pro Tony Gonzalez to one catch for six yards vs. Chiefs. Named NFC Defensive Player of the Week (11/12) for performance against Chiefs. Had nine tackles (five solo) at San Diego (11/17). Also credited with one quarterback pressure at Chargers. Credited with seven tackles (five solo), including one tackle for loss and one pass defended vs. Philadelphia (11/25). Led team with 11 tackles (seven solo), including one tackle for loss, vs. Seattle (12/1). Also recorded one forced fumble and two quarterback pressures vs. Seahawks. Made first-career start at safety and recorded six tackles (one

solo) and one quarterback pressure at Dallas (12/8). Also saw action at linebacker, defensive end and cornerback vs. Cowboys. Recorded eight tackles (six solo) vs. Green Bay (12/15). Named to first Pro Bowl. Had eight tackles (seven solo), one pass defended and recovered one fumble at Arizona (12/21). Recorded five tackles (four solo), including one sack (9.0 yards) vs. New York Giants (1/5/03) in NFC Wild Card Game. Also credited with one interception vs. Giants. Posted nine tackles (seven solo), one sack (9.0 yards), forced one fumble and had two passes defended at Tampa Bay (1/12/03) in NFC Divisional Playoff Game. **2003:** Started all 16 regular season games. Finished with career-high 144 (86 solo) tackles, career-high three forced fumbles, career-high seven sacks and two interceptions. Registered 12 tackles (six solo) and three quarterback pressures vs. Chicago (9/7). Tallied eight tackles (seven solo), three quarterback pressures, two forced fumbles and tied career-high with two sacks (21.0 yards) at St. Louis (9/14). Recorded eight tackles (seven solo), two passes defended and one interception for no return vs. Cleveland (9/21). Had 10 tackles (three solo) at Minnesota (9/28). Registered seven tackles (four solo) and one pass defended vs. Detroit (10/5). Recorded one interception (31 yards), one pass defended and led team with 12 tackles (seven solo) vs. Tampa Bay (10/19). Had nine tackles (five solo) at Arizona (10/26). Registered four tackles (one solo), one sack (nine yards) and two passes defended vs. St. Louis (11/2). Recorded eight tackles (four solo) and half sack vs. Pittsburgh (11/17). Tallied 14 tackles (nine solo) at Green Bay (11/23). Led team with career-high 15 tackles (nine solo) vs. Arizona (12/7). Also recorded 1.5 sacks (14.0 yards) and four passes defended vs. Cardinals. Registered 10 tackles (six solo) and one pass defended at Cincinnati (12/14). Named to second consecutive Pro Bowl (12/18). Had seven tackles (four solo), one sack (eight yards) and one pass defended at Philadelphia (12/21). Recorded four solo tackles and one pass defended vs. Seattle (12/27). **2004:** Season cut short due to Achilles injury suffered vs. Arizona (10/10). Finished the season with 34 tackles (19 solo), 2.5 sacks, two passes defended and one forced fumble through five games as a starter. Started at linebacker and recorded four tackles (three solo), one forced fumble, one pass defended and one sack for 12 yards vs. Atlanta (9/12). Started at linebacker and tallied nine tackles (seven solo) and a 7-yard sack at New Orleans (9/19). Started at linebacker and registered seven tackles (five solo) and half sack (three yards) at Seattle (9/26). Started at linebacker and recorded 10 tackles (two solo) vs. St. Louis (10/3). Started at linebacker and tallied four tackles (two solo) and one pass defended before leaving game with torn Achilles tendon vs. Arizona (10/10). Placed on injured reserve

October 11. **2005:** Returned from Achilles tendon injury in 2004 to play in 15 games, starting 14. Finished season with 87 tackles (60 solo), 3.0 sacks, one forced fumble and one fumble recovery. Opened the season with a career-high 2.5 sacks along with seven tackles (five solo) vs. St. Louis (9/11). Posted eight tackles (five solo) the following week at Philadelphia (9/18). Strained hamstring vs. Dallas (9/25) and was inactive vs. Arizona in Mexico City (10/2). Saw time at linebacker vs. Indianapolis (10/9) and returned to starting lineup at Washington (10/23) where he had three solo stops. Recovered his first fumble of the season, fifth career, vs. Tampa Bay (10/30). Posted a season-high nine tackles (six solo) vs. the N.Y. Giants (11/6) and forced his lone fumble of the year, seventh career. Tied season-high with nine stops (six solo) at Seattle (12/11) and also had 0.5 sacks and put up nine more tackles (six solo) the following week at Jacksonville (12/18).

HONORS: **2002** First-team All-Pro (*College & Pro Football News Weekly*), Second-team All-Pro (*AP Football Digest*), NFC Pro Bowl. **2003** First-team All-Pro (*AP Sports Illustrated*, *Football Digest*, *The Sporting News*), All-NFL

(*Pro Football Weekly*), All-NFC (*Pro Football Weekly*), NFC Pro Bowl. **2006** NFC Pro Bowl.

COLLEGE: Registered 140 tackles, including 25 sacks, in only 23 games at Michigan State. Started all 12 games at outside linebacker as senior. All-America selection by *Football News* and *The Sporting News*. Finished with 82 tackles (55 solo). Led team with career-high 15 sacks for 104 yards as senior. Posted eight tackles, including three sacks for 30 yards, and five tackles for loss (32 yards) against Florida in Citrus Bowl. Honorable mention All-Conference. Posted season-high 11 tackles, including seven for loss, career-high four sacks (30 yards) and forced three fumbles vs. Ohio State as junior. First-team NJCAA All-America and Seaboard Conference Defensive Player of the Year at Valley Forge (Wayne, Pa.) Junior College as sophomore. Amassed 20.5 sacks as sophomore (1997) and 19.5 sacks as freshman (1996). Majored in park, recreation and tourism resources.

PERSONAL: Prepped at Crossland (Temple Hills, Md.) High School. Ranked among nation's top defensive linemen in 1995. Named Chesapeake Classic MVP in 1996.

PETERSON'S NFL RECORD

| Club | G/S | Tackles | | | Sacks | | Interceptions | | | | | | | | | |
|------------|---------------|---------|-----|-----|-------|------|---------------|-----|-----|------|----|----|----|----|-----|----|
| | | Tkl | So | Ast | QB | Yds | No | Yds | Avg | LG | TD | PD | FF | FR | Yds | |
| 2000 | San Francisco | 13/7 | 47 | 32 | 15 | 4.0 | 33.0 | 2 | 33 | 16.5 | 31 | 0 | 4 | 0 | 0 | 0 |
| 2001 | San Francisco | 14/14 | 49 | 32 | 17 | 3.0 | 23.0 | 0 | 0 | 0.0 | 0 | 0 | 2 | 0 | 2 | 26 |
| 2002 | San Francisco | 16/16 | 104 | 71 | 33 | 2.0 | 6.0 | 1 | 2 | 2.0 | 2 | 0 | 6 | 2 | 1 | 3 |
| 2003 | San Francisco | 16/16 | 144 | 86 | 58 | 7.0 | 64.0 | 2 | 31 | 15.5 | 31 | 0 | 14 | 3 | 1 | 0 |
| 2004 | San Francisco | 5/5 | 34 | 19 | 15 | 2.5 | 22.0 | 0 | 0 | 0.0 | 0 | 0 | 2 | 1 | 0 | 0 |
| 2005 | San Francisco | 15/14 | 87 | 60 | 27 | 3.0 | 22.5 | 0 | 0 | 0.0 | 0 | 0 | 6 | 1 | 1 | 0 |
| 2006 | Seattle | 16/16 | 89 | 71 | 18 | 10.0 | 72.0 | 1 | -4 | -4.0 | -4 | 0 | 6 | 1 | 1 | 25 |
| NFL TOTALS | | 95/88 | 554 | 371 | 183 | 31.5 | 242.5 | 6 | 62 | 10.3 | 31 | 0 | 40 | 8 | 6 | 54 |

POSTSEASON

| | | Tackles | | | | | Sacks | | | Interceptions | | | | | | |
|------------|---------------|---------|-----|----|-----|-----|-------|----|-----|---------------|----|----|----|----|----|-----|
| | Club | G/S | Tkl | So | Ast | QB | Yds | No | Yds | Avg | LG | TD | PD | FF | FR | Yds |
| 2001 | San Francisco | 1/1 | 8 | 7 | 1 | 1.0 | 7.0 | 0 | 0 | 0.0 | 0 | 0 | 0 | 0 | 0 | 0 |
| 2002 | San Francisco | 2/2 | 14 | 11 | 3 | 2.0 | 18.0 | 1 | 0 | 0.0 | 0 | 0 | 2 | 1 | 0 | 0 |
| 2006 | Seattle | 2/2 | 13 | 8 | 5 | 1.0 | 19.0 | 0 | 0 | 0.0 | 0 | 0 | 1 | 1 | 0 | 0 |
| NFL TOTALS | | 5/5 | 35 | 26 | 9 | 4.0 | 44.0 | 1 | 0 | 0.0 | 0 | 0 | 3 | 2 | 0 | 0 |

PETERSON'S SINGLE-GAME HIGHS

Tackles: 15 vs. Arizona (12/7/03)

Sacks: 2.5 vs. St. Louis (9/11/05)

Interceptions: 1, 6 Times, Last at Ari (12/10/06)

FF: 1, 8 Times, Last at Kansas City (10/29/06)

FR: 1, 6 Times, Last at Denver (12/3/06)

ADDITIONAL STATS

Special Teams Tackles: 2000 (1); **Total:** (1).

RYAN PLACKEMEIER

Punter 6-3 247
 Wake Forest
 2nd NFL Season
 2nd Seahawks Season
 7th Round (A) 2006
 2006 Games/Starts: 16/0
 Career Games/Starts: 16/0
 March 5, 1984
 Bonsall, California

1

2006: Played all 16 games and set a Seattle record for punts by a rookie (84) and punting average (44.97), which ranks second in Seattle records all-time (45.00, Rick Tuten, 1995). His 37.3 net punting average is tied for third in Seattle history and his 72-yard punt vs. San Diego (12/24) ranks second. Also had 25 kicks inside the 20 and 15 touchbacks on the year. Made NFL debut at Detroit (9/10) and punted five times for 263 yards (season-high 52.6 avg., 42.6 net) with a long of 63 and two inside the 20 and two touchbacks. Had a season-high net average of 44.6 at San Francisco (11/19). Posted season-highs in punts (9), yards (446) and punts landing inside the 20 (5) vs. San Diego. Punted 11 times for 393 yards (35.7 avg., 33.7 net) with a long of 56 and four punts landing inside the 20 in two postseason games.

PRO: First of two seventh-round picks for the Seahawks (239th overall) in the 2006 NFL Draft.

HONORS: 2006 All-Rookie (*Pro Football Weekly/Professional Football Writers of America*).

COLLEGE: Left school as the top punter in Wake Forest and ACC history with career average of 45.26, as well as the NCAA all-time leading punter among those with at least 200 career kicks. Became only the fifth player in Wake Forest history to be a three-time first-team All-

ACC selection, joining Bob Bartholomew, Norman Sneed, James McDougald and John Henry Mills. As a senior, led the ACC in punting for a third straight year. Led nation in punting (47.2 yards per punt) and net punting (41.4). Played all 11 games. Punted 67 times for an average of 47.2, shattering his own single-season punting record. Won the Ray Guy Award as the nation's best punter and consensus first-team All-American by the American Football Coaches Association, *Associated Press*, *CBSSportsline.com*, *Draft Insiders*, *ESPN.com*, *Football Writers Association of America*, *Rivals.com*, *Sports Illustrated*, *The Sporting News* and the Walter Camp Foundation.

PERSONAL: Three-year starter as a placekicker and punter at Fallbrook High, earning first-team All-Avocado League honors as a senior. Named the *North County Times* Kicker of the Year. Was a perfect 32-of-32 on extra points during senior year and set a school-record with a 47-yard field goal. Also a four-year starter in soccer, earning the team MVP award as a junior and senior. Born in Colorado Springs, Colo. Hails from an athletic family, as father, Steve, was a swimmer and played water polo at Southeast Missouri State and uncle, Jim Israel, played basketball and baseball at Wake Forest. Majored in communication, minored in religion.

PLACKEMEIER'S NFL RECORD

| Club | G/S | No | Yds | Avg | Net Avg | LG | I20 | TB | Blk |
|-------------------|-------------|-----------|--------------|-------------|-------------|-----------|-----------|-----------|----------|
| 2006 Seattle | 16/0 | 84 | 3,778 | 45.0 | 37.3 | 72 | 25 | 15 | 0 |
| NFL TOTALS | 16/0 | 84 | 3,778 | 45.0 | 37.3 | 72 | 25 | 15 | 0 |

PLACKEMEIER'S SINGLE-GAME HIGHS

Punts: 9 vs. San Diego (12/24/06)
Avg. (3 min.): 52.6 at Detroit (9/10/06)
Net (3 min.): 44.6 at San Francisco (11/19/06)

Longest: 72 vs. San Diego (12/24/06)
Inside 20: 5 vs. San Diego (12/24/06)



MARCUS POLLARD

Tight End **6-3** **255**
Bradley
13th NFL Season
1st Seahawks Season
Unrestricted FA (Detroit) 2007
2006 Games/Starts: 15/5
Career Games/Starts: 177/123
February 8, 1972
Valley, Alabama

88

2006: Played in 15 games with five starts and caught 12 balls for 100 yards (8.3 avg.). Had two grabs for 21 yards against Seattle (9/10) in the season opener. Recorded two catches for 19 yards at Chicago (9/17). Made a season-long catch of 22 yards against Buffalo (10/15). Surpassed 4,000 receiving yards for his career vs. San Francisco (11/12) with a 5-yard reception against the 49ers. Missed only game at Green Bay (hamstring, 12/17).

PRO: Signed with Seattle as an unrestricted free agent from Detroit on March 13, 2007. Signed with Detroit as an unrestricted free agent from Indianapolis in March 2005. Left the Colts ranked second among Colts tight ends in career receptions (263), third in receiving yards (3,391), third in touchdowns (35), and is tied for fifth in career 100+ yard games (8). **1995:** Saw action primarily on special teams in games six and seven, as well as 11 through 16. Inactive for games eight through 10. Totaled six special teams tackles, including four solo. Saw reserve action in the postseason at Kansas City (1/7/96) and at Pittsburgh (1/14/96), making one assisted special teams tackle at Pittsburgh. **1996:** Started four games when the Colts opened with a two-tight end formation. Made 13 special teams tackles. Had six catches for 86 yards and a touchdown on the season. Caught a 48-yard touchdown pass from quarterback Jim Harbaugh at Dallas for his first career reception (9/15). Made a solo special teams tackle at Pittsburgh in the postseason (12/29). **1997:** Had 13 special teams tackles. Earned four starts in two-tight end formations, and started twice vs. the New York Jets (10/5) and at Pittsburgh (10/12) due to injuries. Had 10 receptions for 116 yards. **1998:** Started 11 games at H-back. Caught four touchdowns on 24 receptions for 309 yards. Made a career-high six grabs at New England (9/13) for 53 yards. Had a 44-yard touchdown catch vs. Carolina (12/27). Caught a 14-yard touchdown with 24 seconds remaining for a 24-23 win vs. the New York Jets (11/15). Posted 10 special teams tackles. **1999:** Started

10 games at H-back. Made 34 catches for 374 yards, including four touchdowns. Added 11 special team tackles. Had three special teams tackles vs. Cincinnati (10/24). Started at H-back vs. Tennessee (1/16/99) in the playoffs and made a 10-yard reception. **2000:** Started 14 games at H-back. Totaled 30 catches for 439 yards, with three touchdowns. Added one special teams tackle, and two in the postseason. Had a season-high five catches for 74 yards and a 50-yard touchdown at Miami (12/17). Made three catches for 42 yards and added a two-point conversion at Chicago (11/15). Started at H-back at Miami (12/30) in the playoffs, and had one catch for 13 yards. **2001:** For the first time in his career, started all 16 games at tight end. Caught 47 passes for 739 yards and eight touchdowns, the best marks of his career. Averaged 15.7 yards per catch (a career-best) which ranked first among all NFL tight ends with 40+ receptions. Pulled down an 89-yard touchdown pass at New Orleans (11/18), the fifth longest touchdown pass play in Colts history and second longest by a tight end. Had two 100+ yard receiving games, tying for the second best seasonal total in club history by a tight end. **2002:** Started 15 games, missing the contest vs. Miami (chest, 9/15). The injury snapped his streak of 103 consecutive games played. Pulled down at least one ball in all 15 games, totaling 43 catches for 478 yards and six touchdowns. Had multiple receptions in 10 outings, including seven catches for 42 yards vs. Tennessee (11/3) and five snares vs. Baltimore (10/13), vs. New York Giants (12/22) and vs. Jacksonville (12/29). Made a season-long 41-yard touchdown catch at Pittsburgh (10/21). Had his first career three-game touchdown reception streak vs. Cincinnati (10/6), vs. Baltimore (10/13), and at Pittsburgh (10/21). Started at tight end against the New York Jets (1/4/03) and had one reception for 16 yards in the postseason. **2003:** Started 13 of 14 contests, missing two (knee, vs. the New York Jets, 11/16 and at Buffalo, 11/23). Did not start at Cleveland (9/7) when the Colts opened in a two-running back

set. Also started all three postseason games for the Colts. Made 40 catches for 541 yards and three touchdowns for his third consecutive 40+ reception season. Had a streak of 38 games with catches snapped vs. Jacksonville (9/21). Made a season-high 51-yard grab at Miami (11/2). Had 10 catches for 156 yards in three playoff games. **2004:** Started all 13 games in which he appeared. Was inactive vs. Oakland (knee, 10/10) and missed games (ankle) vs. San Diego (12/26) and at Denver (1/2/05). Fifth on the team in receptions with 29 for 309 yards and six touchdowns on the season. Had a season-high two touchdowns vs. Minnesota (11/7). Posted a season high 52 yards on three catches, with a 26-yard long vs. Jacksonville (10/24). Caught three passes in two postseason games for 30 yards. **2005:** Finished the season leading the team in receptions (46). Also surpassed the 300-career receptions mark. Caught first touchdown pass as a Lion, a 9-yard strike from QB Joey Harrington to give Detroit the opening lead over Green Bay (9/11). Had two catches for 31 yards against Chicago (9/18) before leaving the game (concussion). Tied his career-long reception vs. Carolina (10/16) when he caught an 86-yard pass. Recorded his second touchdown of the season, a 23-yard pass at Minnesota (11/6). Four of five receptions against Arizona (11/13) were for first downs. Led the team in receptions at New Orleans (12/24) with six for 44 yards. Recorded his 300th career reception. Had four receptions at Pittsburgh

(1/1/06) and also recorded his third touchdown of the season in the first quarter, an 11-yard reception.

COLLEGE: Did not play college football, but was a two-year starter at power forward in basketball. Career totals include 58 games, 49 starts, 424 points (7.3 avg.) and 289 rebounds (5.0 avg.). Transferred to Bradley after starting two years at Seward County Community College in Liberal, Kansas, where he averaged 15 points and 9.5 rebounds per game as a sophomore.

PERSONAL: Born Marcus LaJuan Pollard in Valley, Alabama, where he attended Valley High School. Majored in criminal justice. With his wife, Amani, operates T.R.U.S.T. 81 (Teaching, Reaching, Understanding, Supporting, and Trusting), a foundation that serves as a motivational force in the lives of children by instilling high ethical standards and promoting self esteem. Grew up idolizing Billy "White Shoes" Johnson and the Atlanta Falcons as a child. Writes the initials of people who he has lost during his life on athletic tape to remind and inspire him. Avid golfer, sporting a handicap of 10, and also enjoys fishing. He has collected and purchased toys at Christmas for inner-city community organizations. Plans on coaching his two boys at the high school football level following his playing career. Pollard and his wife have two sons, Myles Ashton and Micah Jayden, and a daughter, Aja Amani.

POLLARD'S NFL RECORD

| Year | Club | G/S | No | Yds | Avg | LG | TD |
|-------------------|--------------|----------------|------------|--------------|-------------|------------|-----------|
| 1995 | Indianapolis | 8/0 | 0 | 0 | 0.0 | 0 | 0 |
| 1996 | Indianapolis | 16/4 | 6 | 86 | 14.3 | 48t | 1 |
| 1997 | Indianapolis | 16/6 | 10 | 116 | 11.6 | 28 | 0 |
| 1998 | Indianapolis | 16/11 | 24 | 309 | 12.9 | 44t | 4 |
| 1999 | Indianapolis | 16/10 | 34 | 374 | 11.0 | 33 | 4 |
| 2000 | Indianapolis | 16/14 | 30 | 439 | 14.6 | 50t | 3 |
| 2001 | Indianapolis | 16/16 | 47 | 739 | 15.7 | 86t | 8 |
| 2002 | Indianapolis | 15/15 | 43 | 478 | 11.1 | 41t | 6 |
| 2003 | Indianapolis | 14/13 | 40 | 541 | 13.5 | 70 | 3 |
| 2004 | Indianapolis | 13/13 | 29 | 309 | 10.7 | 31 | 6 |
| 2005 | Detroit | 16/16 | 46 | 516 | 11.2 | 86 | 3 |
| 2006 | Detroit | 15/5 | 12 | 100 | 8.3 | 22 | 0 |
| NFL TOTALS | | 177/123 | 321 | 4,007 | 12.5 | 86t | 38 |

POSTSEASON

| Year | Club | G/S | No | Yds | Avg | LG | TD |
|-------------------|--------------|-------------|-----------|------------|-------------|-----------|----------|
| 1995 | Indianapolis | 2/0 | 0 | 0 | 0.0 | 0 | 0 |
| 1996 | Indianapolis | 1/0 | 0 | 0 | 0.0 | 0 | 0 |
| 1999 | Indianapolis | 1/1 | 1 | 10 | 10.0 | 10 | 0 |
| 2000 | Indianapolis | 1/1 | 1 | 13 | 13.0 | 13 | 0 |
| 2002 | Indianapolis | 1/1 | 1 | 16 | 16.0 | 16 | 0 |
| 2003 | Indianapolis | 3/3 | 10 | 156 | 15.6 | 32 | 1 |
| 2004 | Indianapolis | 2/2 | 3 | 30 | 10.0 | 25 | 0 |
| NFL TOTALS | | 11/8 | 16 | 225 | 14.1 | 32 | 1 |

POLLARD'S SINGLE-GAME HIGHS

Rec.: 7 vs. Tennessee (11/3/02)
Yards: 126 at New Orleans (1/18/01)

Longest: 86, 2 Times, Last vs. Carolina (10/16/05)
TDs: 2, 2 Times, Last at Minnesota (11/8/04)

ADDITIONAL STATS

Special teams tackles: 1995 (6); 1996 (13); 1997 (13); 1998 (10); 1999 (11); 2000 (1); 2006 (3); **Total:** (57).
Postseason special teams tackles: 1995 (1); 1996 (1); 2000 (2); **Total:** (4).



DEREK RACKLEY

Long Snapper 6-4 250
Minnesota
8th NFL Season
2nd Seahawks Season
Free Agent 2006
2006 Games/Starts: 15/0
Career Games/Starts: 111/1
July 18, 1977
Apple Valley, Minnesota

48

2006: Played all 15 games as long snapper after signing with Seattle on September 13 and had two special teams tackles. Snapped for both postseason games.

PRO: Signed with Seattle September 13, 2006 after J.P. Darche was placed on injured reserve (hip). Originally signed by Atlanta as an undrafted rookie free agent on April 28, 2000.

2000: Long snapped all 16 games and had one special teams tackle. **2001:** Served as long snapper all 16 games. Saw limited time at tight end and caught one pass for a 1-yard score at Miami (12/3). **2002:** Served as long snapper all 16 games and had three special teams tackles.

2003: Served as long snapper all 16 games and made first career start at tight end at Carolina (9/28). Had one special teams tackle.

2004: Served as long snapper all 16 games and had one special teams tackle. **2005:** Served as long snapper all 16 games.

COLLEGE: A four-year letterwinner at Minnesota. Played in 11 games as a senior and was a four-time Academic All-Big 10 and Academic All-American. Caught one pass as a tight end for 44 yards.

PERSONAL: Played quarterback at Apple Valley High. Hosts a yearly golf tournament in Georgia to benefit a scholarship in his name at his former high school. Serves on the board of directors of the Fragile Kids Foundation, serving families with children suffering from muscular dystrophy, spina bifida, cerebral palsy and other genetic disorders.

RACKLEY'S NFL RECORD

| Year | Team | — | GP/GS | Postseason | Year | Team | — | GP/GS | Postseason |
|------|---------|---|-------|------------|-------------------|---------|---|--------------|------------|
| 2000 | Atlanta | — | 16/0 | | 2004 | Atlanta | — | 16/0 | 2/0 |
| 2001 | Atlanta | — | 16/0 | | 2005 | Atlanta | — | 16/0 | |
| 2002 | Atlanta | — | 16/0 | 2/0 | 2006 | Seattle | — | 15/0 | 2/0 |
| 2003 | Atlanta | — | 16/1 | | NFL TOTALS | | — | 111/1 | 6/0 |

RACKLEY'S ADDITIONAL STATS

Special Teams Tackles: 2000 (1); 2002 (3); 2003 (1); 2004 (1); 2006 (2); **Career:** (8)
Offensive statistics: One reception for 1 yard and one touchdown at Miami (12/3/01).



BRIAN RUSSELL

Safety 6-2 210
San Diego State
6th NFL Season
1st Seahawks Season
Unrestricted FA (Cleveland) 2007
2006 Games/Starts: 12/12
Career Games/Starts: 76/62
February 5, 1978
West Covina, California

25

2006: Started all 12 games played and posted 51 tackles (32 solo), one interception and one forced fumble before being placed on injured reserve (elbow) on December 11. Had a season-high eight tackles (four solo) in season opener vs. New Orleans (9/10) and a forced fumble. Had seven tackles (six solo) the following week at Cincinnati (9/17). Recorded five solo stops at San Diego (11/5) and tallied 15th career interception vs. Cincinnati (11/26). Posted six stops (three solo) vs. Kansas City (12/3) in his last game before injury.

PRO: Signed by Seattle as an unrestricted free agent from Cleveland on March 9, 2007. Originally signed by Minnesota as an undrafted rookie free agent on April 27, 2001. Waived by Minnesota on September 2, 2001 and signed to its practice squad two days later. Made the 53-man roster in 2002. Signed by Cleveland as a restricted free agent on April 8, 2005. **2001:** Spent the season on Minnesota's practice squad. **2002:** Played in all 16 games, including two starts and totaled 16 tackles (12 solo) one interception. Also added 15 special teams tackles. Made NFL debut at Chicago (9/8) on special teams. Saw extensive time in second half at strong safety and recorded three tackles at the N.Y. Jets (10/20). Made first NFL start at strong safety vs. Chicago (10/27) and posted first career interception and added one tackle. Started at Tampa Bay (11/3) and recorded a season-high six tackles. **2003:** Started all 16 games and finished with 95 tackles. Started the season with an interception in each of the first six games and finished the year tied for the NFL lead with nine interceptions. Also had one recovered fumble and one sack. Also had 15 special teams tackles. In the season opener at Green Bay (9/7), intercepted a Brett Favre pass, posted five tackles and added a career-high four special teams tackles. Ended the Bears final drive with an interception off Chris Chandler vs. Chicago (9/14). Had a season-high 10 tackles and recorded an interception at Detroit (9/21). Added an interception off Jeff Garcia vs. San

Francisco (9/28). Notched his fifth consecutive game with an interception and added six tackles at Atlanta (10/5). Recorded his sixth consecutive game with an interception and posted five tackles vs. Denver (10/19). Made first career sack at Oakland (11/16). Matched a season-high 10 tackles (nine solo) and one interception at St. Louis (11/30). Posted a career-high two interceptions vs. Kansas City (12/20) and tied a Vikings' record with three takeaways in one game by posting his first career fumble recovery. **2004:** Started all 16 regular season games and two postseason contests for the Vikings. Ranked third on the club with a career-high 111 tackles (74 solo), one interception, one forced fumble and one recovered fumble. Opened the season at free safety vs. Dallas (9/12), posting seven tackles and one forced fumble. Recovered a fumble at Philadelphia (9/20), along with seven tackles. Added seven tackles at Houston (10/10). Notched season-high nine tackles vs. the N.Y. Giants (10/31). Tied for team-high with eight tackles at Green Bay (11/14). Matched season-high nine tackles vs. Jacksonville (11/28). Ran a fake punt for four yards at Chicago (12/5) and recorded three solo tackles. Snared first interception of the season vs. Seattle (12/12) and added nine tackles. Had nine tackles at Detroit (12/19). Started his first career postseason game and intercepted a Brett Favre pass, along with three tackles in the Vikings' 31-17 NFC Wild Card Playoff victory at Green Bay (1/9/05). Started in the NFC Divisional Playoff loss at Philadelphia (1/16/05) and recorded seven tackles and one forced fumble. Totaled 10 tackles, one interception and one forced fumble. **2005:** Started all 16 games for the fourth straight year and had 78 tackles (35 solo) and three interceptions. Had nine stops (three solo) in Browns debut vs. Cincinnati (9/11). Totaled six tackles (three solo) at Baltimore (10/16) and a season-high 10 stops (four solo) the next week vs. Detroit (10/23). Posted six stops (three solo) at Minnesota (11/27). Had first interception of the season vs. Jacksonville (12/4) along with four

tackles (three solo). Tied career-high with two picks vs. Baltimore (1/1/06) and added seven tackles (two solo).

COLLEGE: Made the transition from quarterback to safety midway through his junior season. Named All-Mountain West honorable mention defensive back his senior year. Played in six games at free safety and five at corner and finished the season fourth on the team with 68 tackles (41 solo), one interception and two recovered fumbles. As a junior, played in eight games and finished with 20 tackles after starting the season at quarterback. Completed 19 of 42 for 215 yards and two touchdowns on the year. Made his defensive debut at Utah, contributing 10 tackles (four solo). Named team's offensive captain at the beginning of his sophomore year. Took over at quarterback in the first quarter of the second game of the season at USC because of injury. Finished with five rushing touchdowns on the season, the most for a San Diego State quarterback since 1981. Made his first start in the third game of the season vs. Arizona. Ran for 51 yards in the Aztecs' first win of the season at Tulsa, the most rushing yards from an Aztec quarterback in 17 years.

Completed 55 of 84 passes for 663 yards, including two touchdowns and an interception and a passer rating of 137.3 in his last three games of the season. Led San Diego State to a Las Vegas Bowl berth vs. North Carolina. Redshirted after transferring from Penn in 1997. In 1996, first freshman to ever start at quarterback for Penn. Played in 10 games and started two games. Finished 27 of 43 for 320 yards, adding four touchdowns and four interceptions.

PERSONAL: Played quarterback for Bishop Amat High in West Covina, Calif. and led school to the 1995 CIF Division I Championship. Del Rey League Champions in 1993, 1994 and 1995. Named All-Del Rey League and East-West All Star MVP. Kinesiology major. Father, Paul, is a football coach at Mt. San Antonio Junior College. Enjoys surfing and basketball. High school teammate of defensive back Daylon McCutcheon. Wife, Leslie, is a track athlete who competed in the 2004 Olympic trials final in the javelin. In 2005 participated in an NFL and NFL Players Association three-day executive education program at the Wharton School at the University of Pennsylvania.

RUSSELL'S NFL RECORD

| | Club | Tackles | | | | Sacks | | Interceptions | | | | | | | | | |
|------------|-----------|----------------|-----|-----|-----|-------|-----|---------------|-----|------|----|----|----|----|----|-----|--|
| | | G/S | Tkl | So | Ast | QB | Yds | No | Yds | Avg | LG | TD | PD | FF | FR | Yds | |
| 2001 | Minnesota | Practice squad | | | | | | | | | | | | | | | |
| 2002 | Minnesota | 16/2 | 16 | 12 | 4 | 0.0 | 0.0 | 1 | 18 | 18.0 | 18 | 0 | 1 | 0 | 0 | 0 | |
| 2003 | Minnesota | 16/16 | 95 | 82 | 13 | 1.0 | 0.0 | 9 | 185 | 20.6 | 50 | 0 | 9 | 0 | 1 | 0 | |
| 2004 | Minnesota | 16/16 | 111 | 74 | 37 | 0.0 | 0.0 | 1 | 41 | 41.0 | 41 | 0 | 8 | 1 | 1 | 0 | |
| 2005 | Cleveland | 16/16 | 78 | 35 | 43 | 0.0 | 0.0 | 3 | 50 | 16.7 | 37 | 0 | 4 | 0 | 0 | 0 | |
| 2006 | Cleveland | 12/12 | 51 | 32 | 19 | 0.0 | 0.0 | 1 | 6 | 6.0 | 6 | 0 | 6 | 1 | 0 | 0 | |
| NFL TOTALS | | 76/62 | 351 | 235 | 116 | 1.0 | 0.0 | 15 | 300 | 20.0 | 50 | 0 | 28 | 2 | 2 | 0 | |

POSTSEASON

| | | Tackles | | | | | Sacks | | Interceptions | | | | | | | | |
|------------|-----------|---------|-----|----|-----|-----|-------|----|---------------|-----|----|----|----|----|----|-----|--|
| Club | | G/S | Tkl | So | Ast | QB | Yds | No | Yds | Avg | LG | TD | PD | FF | FR | Yds | |
| 2004 | Minnesota | 2/2 | 10 | 4 | 6 | 0.0 | 0.0 | 1 | 0 | 0.0 | 0 | 0 | 3 | 0 | 0 | 0 | |
| NFL TOTALS | | 2/2 | 10 | 4 | 6 | 0.0 | 0.0 | 1 | 0 | 0.0 | 0 | 0 | 3 | 0 | 0 | 0 | |

RUSSELL'S SINGLE-GAME HIGHS

Tackles: 11 at Green Bay (11/14/04)

Sacks: 1.0 at Oakland (11/16/03)

Interceptions: 2, 2 Times, Last vs. Baltimore (1/1/06)

FF: 1, 2 Times, Last vs. New Orleans (9/10/06)

FR: 1, 2 Times, Last at Philadelphia (9/20/04)

ADDITIONAL STATS

Special Teams Tackles: 2002 (15); 2003 (15); 2004 (5); 2005 (5); 2006 (2); **Total:** (42).

Offensive Statistics: Rushed once for 4 yards.



ROB SIMS

Guard 6-3 312
 Ohio State
 2nd NFL Season
 2nd Seahawks Season
 2006 Games/Starts: 14/3
 Career Games/Starts: 14/3
 4th Round 2006
 December 6, 1983
 Macedonia, Ohio

67

2006: Played key role on the offensive line during rookie season. Saw action in 14 games, including three starts. Made NFL debut replacing Chris Gray (knee) in the third game of the season versus the New York Giants (9/24) as line did not allow a sack. Split time at left guard with Floyd Womack and Chris Spencer before making first start of his career versus San Francisco (12/14) and remained there since. Seahawks averaged 125 yards on the ground in his three starts. Started both postseason games and helped Shaun Alexander rush for 108 yards and two touchdowns in the NFC Divisional Playoff at Chicago (1/14/06).

PRO: Drafted with the 31st pick in the fourth round (128) of the 2006 NFL Draft. First player chosen from Ohio State since 1997 (Shawn Springs). Fourth Buckeye drafted by Seahawks. Third consecutive year club has selected a guard.

COLLEGE: Started 40 of 47 games for the Buckeyes, earning 12 of those starts at left guard. Shifted to position prior to senior season earning All-Big Ten Conference first-team honors. Made 28 starts at left tackle as an underclassmen. Produced 83 key blocks and eight touchdown-resulting blocks for an offense that collected 5,068 yards, an average of 422.8

yards per game his senior year. His ability to shut down the blitz and stunts saw the offensive line allow only 18 quarterback sacks for the season. Started 11 games at left tackle and finished season with 40 knockdowns as a junior. Took over left tackle duties when incumbent Ivan Douglas was sidelined with health problems (blood clot) during sophomore season. Made collegiate debut in the second week of freshman year vs. Kent State

PERSONAL: The son of the late Cleveland Browns tackle Mickey Sims (1977-79). Was a first-team All-Ohio selection at offensive tackle during senior season at Nordonia High School. Started at guard as a sophomore and junior before moving to tackle his senior season. Also earned letters in basketball and two in track, finishing fourth in state in the shot put as a senior. Communications major. Son of Brenda and the late Mickey Sims. Born 12/6/83. Resides in Macedonia, Ohio.

SIMS' NFL RECORD

| Year | Team | — | GP/GS | Postseason |
|-------------------|---------|---|-------------|------------|
| 2006 | Seattle | — | 14/3 | 2/2 |
| NFL TOTALS | | — | 14/3 | 2/2 |



CHRIS SPENCER

Center 6-3 312
 Mississippi
 3rd NFL Season
 3rd Seahawks Season
 2006 Games/Starts: 16/13
 Career Games/Starts: 25/13
 1st Round (26) 2005
 March 28, 1982
 Madison, Mississippi

65

2006: Was a staple of the offensive line, playing in all 16 games, including 13 starts (5 at guard, 8 at center). Made first career start at left guard versus the New York Giants (9/24).

Started for RobbieToback (hip) at center versus St. Louis (11/12) and helped Maurice Morris rush for 124 yards on 21 carries. Remained the starter for the rest of the season. Helped pave

way for Shaun Alexander to gain 201 yards on a franchise-record 40 carries versus Green Bay (11/27) on Monday Night Football. Started both playoff games and was part of the line that did not allow a sack in the NFC Wild Card Game versus Dallas (1/6/07).


PRO: Drafted with the 26th overall selection in the first round of the 2005 NFL Draft. Only third center taken in first round since 1993. First center drafted by Seahawks since 1997. Highest center drafted in franchise history. Only second player drafted out of Mississippi in club history (Ken Lucas, 2001). **2005:** Saw action in nine games during rookie season at center or field goal unit. Played first NFL game against Jacksonville (9/11) for two plays in the third quarter replacing Chris Gray (helmet). Played center for part of the second half in Philadelphia (12/5) and was part of the line that did not allow a sack for third time all season. Played the entire second-half against Green Bay (1/1/06) in place of Robbie Tobeck (rest).

COLLEGE: Bypassed final year of eligibility to enter draft. Started only one year at Ole Miss but performance earned regard as one of the elite blockers in college football. Started at center all 11 games for Rebels as a junior. Named All-SEC by Southeastern Football Saturdays. Earned honorable mention All-SEC honors from the AP.

PERSONAL: Considered one of the top linemen in the nation and top overall player from Mississippi as a senior at Madison Central High School. Earned *Parade*, *SuperPrep*, *Prep Football Report*, *USA Today* and Reebok's ESPN All-America first-team honors. Rated as second-best offensive lineman in nation by *SuperPrep*. Added *Prepstar Super 30 All-Southeast Region* and *Orlando Sentinel All-Southern* first-team accolades. Selected Player of Year in Mississippi by both Gatorade and *Jeff Whitaker's Deep South Football* publication. Helped Madison Central to Class 5A state championship in 1999 and a perfect 15-0 record. Won Class 5A Super Heavyweight power-lifting championship of Mississippi both junior and senior year. Holds all state prep lift records. Broke own state record senior year in power-lifting competition. Majored in Criminal Justice. Married to Katherine.

SPENCER'S NFL RECORD

| Year | Team | — | GP/GS | Postseason |
|-------------------|---------|---|--------------|------------|
| 2005 | Seattle | — | 9/0 | 0/0 |
| 2006 | Seattle | — | 16/13 | 2/2 |
| NFL TOTALS | | — | 25/13 | 2/2 |



MACK STRONG

Fullback
Georgia
14th NFL Season
15th Seahawks Season
Undrafted FA 1993
2006 Games/Starts: 16/10
Career Games/Starts: 196/106
September 11, 1971
Columbus, Georgia

6-0 253

38


2006: Played in all 16 games, making 10 starts. Ranks third in Seahawks history with 196 games played (Joe Nash, 218; Steve Largent 200). Voted in as a starter for NFC Pro Bowl roster for second consecutive season. Rushed 33 times for 149 yards with one touchdown and tied a career high with 29 receptions for 159 yards. Recorded three of his longest nine runs of his career this season. Helped pave way for Shaun Alexander and Maurice Morris to rush for a combined 1,500 yards and four 100-yard games. Caught career-high six passes for 30 yards at Detroit (9/10). Scored his fifth-career touchdown and first since 2003 versus Arizona (9/17). Rushed five times for season-high 33 yards (6.6 avg.) versus New York Giants (9/24).

Rushed season-high six times for 20 yards and had four receptions for 16 yards versus Oakland (11/6). Helped Alexander rush for 201 yards on a franchise-record 40 carries versus Green Bay (11/27). Played sparingly (ankle) after start of the second quarter at Denver (12/3). Started in the NFC Wild Card Game versus Dallas (1/6/07), and played sparingly (stinger) in the second half of the NFC Divisional Playoff Game at Chicago (1/14/07).

PRO: Signed with the Seahawks as a free agent in 1993 and has worked into the starting job at fullback, until 1999 when he was used primarily on special teams and as a reserve in the offensive backfield. Scored the game-winning

touchdown against Tampa Bay with 42 seconds left and tied a team record for a running back with two touchdown receptions at Arizona in 1995. Has 80 career special teams tackles, including a team-leading 19 in 1995. **1993:** Spent the entire season on the practice squad after signing as a free agent on 4/29. **1994:** Played the last eight games as a reserve fullback and running back. Inactive the first eight games. Made his first appearance on offense against Tampa Bay (11/20) and scored the game-winning touchdown with 42 seconds remaining in a 22-21 win. Started at running back against the Colts (12/4). Scored the eventual game-winning touchdown on a 13-yard run in a 16-14 win at Houston (12/11). Finished the season with 114 yards on 27 carries and three receptions. Added 11 special teams tackles. **1995:** Played 16 games, starting two. Scored four touchdowns, three receiving and one rushing. Two of his touchdown receptions came at Arizona (10/29), equaling the franchise record for a running back. Started at fullback at Jacksonville (11/12) and rushed for a score. Led the team with 19 special teams tackles. **1996:** Played 14 games, starting eight. Missed two games with a knee injury. Caught nine passes for 78 yards and rushed five times for 8 yards. Added nine tackles on special teams. **1997:** Played in all 16 games with 11 starts. Did not start five games when the team opened in multiple wide-receiver sets. Primarily used as the lead blocker, but did pick up three first downs on only four carries. Scored on a 5-yard touchdown pass versus the San Diego Chargers (9/21). Caught a 4-yard touchdown pass at Denver (11/2). **1998:** Starting fullback. Caught two passes for 13 yards, including an 11-yard TD at Philadelphia (9/6). Led the team with two special teams tackles and added 14 yards on three carries. Scored in his second consecutive game on a 4-yard pass in a victory over Arizona (9/13). Led the team with two special teams tackles. Guided the way for Ricky Watters' 136 yards rushing. Caught two passes for 11 yards and carried the ball twice for 2 yards versus Denver (10/11). Did not start at San Diego (10/25), when he was dinged on the opening kickoff but returned to play. Did not start versus Oakland (11/1), when the team opened with three wide receiver set. Started versus Indianapolis (12/20), and helped block for Watters' career-high 178-yard rushing effort. Rushed once for 6 yards and caught one pass for 9 yards at Denver (12/27). **1999:** Saw

action in 14 games starting one. Used primarily on special teams and as a reserve blocking back on offense. Posted second-highest career special teams tackle total with 12. Only rushing attempt came at San Diego (10/17) for no yards and only pass reception was versus San Diego (12/12) for 5 yards. Start came versus Denver (11/14). **2000:** Assumed starting fullback duties Week 2 versus St. Louis (9/10), and recorded two receptions for 17 yards and one rush for 1 yard. Returned one kickoff for 26 yards versus Indianapolis. His return yards, added to Charlie Rogers' 198 and Fabien Bowens' 44 yards, set a single-game record with 268 for most kickoff return yards, breaking a 24-year old mark of 251 set versus New Orleans (11/21/76). Helped Watters gain 1,242 yards during the season as



his lead blocker. Recorded a season-high three catches three times, versus New Orleans (9/17), at Atlanta (12/3), and versus Oakland (12/16). In that Raiders game, he caught his first touchdown pass, a 13-yarder from Jon Kitna, since 9/13/98 vs. Arizona (44 games), to put the Seahawks on the board first. Set a career-high with 23 receptions for 141 yards and recorded one special teams tackle. **2001:** Appeared in 16 games with 13 starts. Started at fullback and tied a career high with four receptions for 20 yards versus Cleveland (9/9). Started and helped block for Alexander's 266-yard rushing performance (fourth-best in NFL history) as well as Seattle's team-record 319-yard rushing night versus Oakland (11/11). Started and rushed twice for 6 yards and caught two passes for 21 yards, including a 20-yarder versus San Diego (12/2). Also had one special teams tackle. Rushed a season-high four times with a long of 6 versus Dallas (12/16). Caught a career-best 35-yarder in the fourth quarter at New York (12/23) versus the Giants. **2002:** Played in all 16 games with 12 starts at fullback. Had 23 rushing attempts, second most of career, for 94 yards with 22 receptions for 120 yards and two touchdowns. Started and had two receptions for 9 yards, including first touchdown of the season, ninth of career and first since 12/16/00 (21 games) versus San Francisco (10/14). Rushed twice for 5 yards and caught one touch-

down pass for 2 yards versus Kansas City (11/24). The reception was the 10th touchdown catch of career, and the most since he had two in 1998. Carried the ball five consecutive times in overtime to set up Rian Lindell's game-winning field goal at San Diego (12/29). **2003:** Paved the way for a 1,000-yard rusher for the fourth straight season and set career-highs in both rushing (174) and receiving (216) yardage. Also set career highs in rushing attempts (37), rushing average (4.7), and receptions (29). Played in all 16 games and started nine at fullback. Rushed five times for 32 yards (6.4 avg.) against New Orleans (9/7), including a career-long 20 yarder, his longest run since 12/4/94 vs. Indianapolis. Against San Francisco (10/12), opened the game with a 27-yard catch, his longest since a 35-yarder at the New York Giants (12/23/01). Also set career-high with a 21-yard jaunt for fourth-career rushing touchdown and first since 11/12/95 at Jacksonville (122 games). Rushed three times for 11 yards and caught three passes for 18 yards versus Chicago (10/19). Caught two passes for 28 yards with a long of 15 at Washington (11/9). Against Detroit (11/16), rushed three times for 17 yards (5.7 avg.). Set season highs in both carries (6) and rushing yards (33) at Baltimore (11/23). Tied a career-high with four catches leading to a career-high 56 receiving yards versus Cleveland (11/30), also rushing four times for 22

STRONG'S NFL RECORD

| | Club | G/S | Rushing | | | LG | TD | No | Receiving | | | LG | TD |
|-------------------|---------|-------|----------------|------------|------------|------------|------------|----------------|------------|--------------|------------|-----------|-----------|
| | | | Att | Yds | Avg | | | | Yds | Avg | LG | | |
| 1993 | Seattle | | | | | | | Practice Squad | | | | | |
| 1994 | Seattle | 8/1 | 27 | 114 | 4.2 | 14 | 2 | 3 | 3 | 1.0 | 5 | 0 | |
| 1995 | Seattle | 16/2 | 8 | 23 | 2.9 | 9 | 1 | 12 | 117 | 9.8 | 25 | 3 | |
| 1996 | Seattle | 14/8 | 5 | 8 | 1.6 | 4 | 0 | 9 | 78 | 8.7 | 20 | 0 | |
| 1997 | Seattle | 16/11 | 4 | 8 | 2.0 | 6 | 0 | 13 | 91 | 7.0 | 20 | 2 | |
| 1998 | Seattle | 16/7 | 15 | 47 | 3.1 | 9 | 0 | 8 | 48 | 6.0 | 11t | 2 | |
| 1999 | Seattle | 14/1 | 1 | 0 | 0.0 | 0 | 0 | 1 | 5 | 5.0 | 5 | 0 | |
| 2000 | Seattle | 16/13 | 3 | 9 | 3.0 | 4 | 0 | 23 | 141 | 6.1 | 24 | 1 | |
| 2001 | Seattle | 16/13 | 17 | 55 | 3.2 | 12 | 0 | 17 | 141 | 8.3 | 35 | 0 | |
| 2002 | Seattle | 16/12 | 23 | 94 | 4.1 | 9 | 0 | 22 | 120 | 5.5 | 12 | 2 | |
| 2003 | Seattle | 16/9 | 37 | 174 | 4.7 | 21t | 1 | 29 | 216 | 7.4 | 32 | 0 | |
| 2004 | Seattle | 16/13 | 36 | 131 | 3.6 | 11 | 0 | 21 | 99 | 4.7 | 13 | 0 | |
| 2005 | Seattle | 16/6 | 17 | 78 | 4.6 | 16 | 0 | 22 | 166 | 7.5 | 27 | 0 | |
| 2006 | Seattle | 16/10 | 33 | 149 | 4.5 | 17 | 1 | 29 | 159 | 5.5 | 13 | 0 | |
| NFL TOTALS | | | 196/106 | 226 | 890 | 3.9 | 21t | 5 | 209 | 1,384 | 6.6 | 35 | 10 |

POSTSEASON

| | Club | G/S | Rushing | | | LG | TD | No | Receiving | | | LG | TD |
|-------------------|---------|-----|------------|-----------|-----------|------------|-----------|----------|-----------|-----------|------------|-----------|----------|
| | | | Att | Yds | Avg | | | | Yds | Avg | LG | | |
| 1999 | Seattle | 1/0 | 0 | 0 | 0.0 | 0 | 0 | 0 | 0 | 0.0 | 0 | 0 | |
| 2003 | Seattle | 1/0 | 0 | 0 | 0.0 | 0 | 0 | 0 | 0 | 0.0 | 0 | 0 | |
| 2004 | Seattle | 1/0 | 1 | 6 | 6.0 | 6 | 0 | 0 | 0 | 0.0 | 0 | 0 | |
| 2005 | Seattle | 3/3 | 9 | 54 | 6.0 | 32 | 0 | 3 | 18 | 6.0 | 13 | 0 | |
| 2006 | Seattle | 2/2 | 3 | 8 | 2.7 | 5 | 0 | 2 | 13 | 6.5 | 7 | 0 | |
| NFL TOTALS | | | 8/4 | 13 | 68 | 5.2 | 32 | 0 | 5 | 31 | 6.2 | 13 | 0 |

yards. Saw time at fullback and on special teams in the Wild Card Game at Green Bay (1/4/04). **2004:** Started 13 of 16 games in 12th season with club. Led the way as Alexander rolled up a team-record 1,696 rushing yards (2nd NFL, 1st NFC) and an NFL-high 20 total touchdowns. Fifth consecutive season blocking for a 1,000-yard rusher. Rushed 31 times for 131 yards and had 21 receptions for 99 yards. Carried the ball season-high seven times for season-high 25 yards in opener at New Orleans (9/12). Against St. Louis (10/10), rumbled for 19 yards on just three carries (6.3 avg.). Caught three passes for 21 yards vs. Carolina (10/31). Helped Alexander accumulate 160-or-more rushing yards in three consecutive games against Carolina (10/31), at San Francisco (11/7), and at St. Louis (11/14). **2005:** Earned first trip to the Pro Bowl in 13 NFL seasons. Helped Alexander set an NFL record with 27 rushing touchdowns and a club-record 1,880 yards. Sixth consecutive season blocking for a 1,000-yard back. Carried the ball 17 times for 78 yards and had 22 catches for 166 yards. Rushed one time for 16 yards and tied a season-high three receptions versus Houston (10/16). Had nine rushing attempts for 54 yards in 2006 playoffs. Set a postseason career-high with 40 yards rushing, including career-long and club post-

season record 32-yarder versus Washington (1/14/06).

HONORS: **2003,** *Sports Illustrated Dr. Z All-Pro Team, Steve Largent Award.* **2004,** *Steve Largent Award.* **2005,** *NFC Pro Bowl, 1st Team All-Pro, All-NFL Team (AP & PFW), NFL.com All-Interview Team, Steve Largent Award.* **2006,** *NFC Pro Bowl, Steve Largent Award.*

COLLEGE: Four-year letterman and two-year starter at Georgia. Offensive team captain as a senior. Rushed for a single-season high 358 yards on 63 carries, a 5.7-yard average, and three scores in 1992. Finished his career with 812 yards on 195 carries, a 4.2 average, and nine scores. Had six touchdowns on 67 carries in 1991. Added 35 career receptions for 400 yards, an 11.4 average, and one score. Sociology major.

PERSONAL: Football, basketball, and track letterman at Brookstone High School in Columbus, Ga. Rushed for 4,414 yards and 83 touchdowns. Has won the Steve Largent Award five times (2001-02, 2004-06), first Seahawks player to win the award more than once. Lives in Newcastle, Wash., with his wife Zoe, and sons Isaiah and Evan. Mack and Zoe Strong have served as honorary chairmen for the Pete Gross House dinner/auction the last four years.

STRONG'S SINGLE-GAME HIGHS

Rushes: 10, at Houston (12/11/94)
Longest: 21t, vs. San Francisco (10/12/03)
Receptions: 6, at Detroit (9/10/06)
Longest: 35, vs. New York Giants (12/23/01)

Yards: 44, at Houston (12/11/94)
TD: 1, 5 Times, Last vs. Arizona (9/17/06)
Yards: 56, vs. Cleveland (11/30/03)
TD: 2, at Arizona (10/29/95)

ADDITIONAL STATS

Special Teams Tackles: 1994 (11); 1995 (19); 1996 (9); 1997 (10); 1998 (10); 1999 (12); 2000 (1); 2001 (3); 2002 (1); 2003 (3); 2004 (1); **Career:** (80). Returned 13 kickoffs for 237 yds. (18.2 avg.) with a long of 30.



DARRYL TAPP

Defensive End
Virginia Tech
2nd NFL Season
2nd Seahawks Season
2nd Round 2006
2006 Games/Starts: 16/0
Career Games/Starts: 16/0
September 13, 1984
Chesapeake, Virginia

6-1 270

55

2006: Played in all 16 games in first NFL season. Finished season with 23 tackles, 3.0 sacks, one interception for a touchdown, one forced fumble and nine special teams stops.

Registered first NFL sack versus Arizona (9/17) and collected his second the following week versus New York Giants (9/24). Posted career-high four tackles, forced a fumble, and had a

sack on Monday Night Football versus Green Bay (11/27). Recorded his first-career interception and returned it 25 yards for a touchdown at Denver (12/3). Tied career-high with four tackles versus San Francisco (12/14). Played in both postseason games, registering four tackles.

PRO: Selected with the 31st pick in the second round (63rd overall) of the 2006 NFL Draft. Only second player chosen from Virginia Tech in club history (Ike Charlton, 2000). Fourth defensive end selected since 2002.

COLLEGE: Played in 53 games during four seasons at Virginia Tech. Recorded 187 tackles, 23.5 sacks and 38 tackles for loss. Named first-team All-America by the American Football Coaches Association and was given the Dudley Award as the top Division I player in the Commonwealth of Virginia. As a senior, played in all 13 games, posted 48 tackles, 12 sacks and three forced fumbles. as a senior. As a junior, started all 13 games, registering 60 tackles, 8.5 sacks and 16.5 tackles for loss. Also had 23 quarterback hurries, two fumble recoveries, a forced fumble, a pass break up, an interception and a blocked kick. Given the Presidents' Award, given for outstanding leadership, following spring practice. Played in every game sophomore year. Started four at defensive end and saw time on special teams. Compiled 58 total tackles (32 solo), nine tackles for loss,

including three sacks. Also had 17 quarterback hurries and a forced fumble. Saw playing time on both defense and special teams as a true freshman. Played in all 14 games, recording 19 tackles, three quarterback hurries and a pass broken up. Scored the game's first touchdown against Virginia, scooping up a blocked punt and returning it 11 yards for the score.

PERSONAL: Recorded 22 career sacks helping Deep Creek High School (Chesapeake, VA) to a 34-4 record during his three varsity seasons. Earned first-team All-Group AAA honors from the state coaches following the 2001 season. Was a second-team pick by the *Associated Press*. Named first-team All-Southeastern District, All-Tidewater and All-Eastern Region. Posted 89 stops during senior season, including a school-record 15 sacks. Selected an All-American and rated the number two defensive lineman in the Atlantic Region by *PrepStar* following his senior season and posted eight quarterback sacks. Earned first-team all-district honors helping team to the state championship game as a junior and to a regional championship in 2001. Lettered three seasons in basketball. Also lettered as a weight man in track. Born Darryl Anthony Tapp on 9/13/84 in Portsmouth, VA. Son of Charles, Sr., and Ruth Tapp. Majored in marketing.

TAPP'S NFL RECORD

| Club | G/S | Tkl | Tackles | | Sacks | | Interceptions | | | | TD | PD | FF | FR | Yds |
|-------------------|-------------|-----------|-----------|----------|------------|-------------|---------------|-----------|-------------|------------|----------|----------|----------|----------|----------|
| | | | So | Ast | QB | Yds | No | Yds | Avg | LG | | | | | |
| 2006 Seattle | 16/0 | 23 | 15 | 8 | 3.0 | 19.0 | 1 | 25 | 25.0 | 25t | 1 | 1 | 1 | 0 | 0 |
| NFL TOTALS | 16/0 | 23 | 15 | 8 | 3.0 | 19.0 | 1 | 25 | 25.0 | 25t | 1 | 1 | 1 | 0 | 0 |

POSTSEASON

| Club | G/S | Tkl | Tackles | | Sacks | | Interceptions | | | | TD | PD | FF | FR | Yds |
|-------------------|------------|----------|----------|----------|------------|------------|---------------|----------|------------|----------|----------|----------|----------|----------|----------|
| | | | So | Ast | QB | Yds | No | Yds | Avg | LG | | | | | |
| 2006 Seattle | 2/2 | 4 | 0 | 0 | 0.0 | 0.0 | 0 | 0 | 0.0 | 0 | 0 | 0 | 0 | 0 | 0 |
| NFL TOTALS | 2/2 | 4 | 0 | 0 | 0.0 | 0.0 | 0 | 0 | 0.0 | 0 | 0 | 0 | 0 | 0 | 0 |

TAPP'S SINGLE-GAME HIGHS

Tackles: 4, 2 Times, Last vs. San Francisco (12/14/06)

Interceptions: 1, vs. Denver (12/3/2006)

Fumble Recoveries: None

Sacks: 1, 3 Times, Last vs. Green Bay (11/27/06)

Forced Fumbles: 1, vs. Green Bay (11/27/06)

Touchdowns: 1, at Denver (12/3/06)

25-yard interception return

ADDITIONAL STATS

Special Teams Tackles: 2006 (9); **Career** (9).

LOFA TATUPU

Linebacker
USC

6-0 242

3rd NFL Season

3rd Seahawks Season

2nd Round 2005

2006 Games/Starts: 16/16

Career Games/Starts: 32/32

November 15, 1982

Wrentham, Massachusetts

51

2006: Started all 16 games, becoming the first Seahawks middle linebacker to start back-to-back seasons at the position in nearly a decade. Named to his second Pro Bowl in as many years while leading the team with career-high 123 tackles (93 solo). Became first player to record back-to-back 100-tackle seasons since Anthony Simmons (2000-01). Also recorded 1.5 sacks, two forced fumbles and one fumble recovery. Led the team in tackles seven separate times. Registered 12 tackles (six solo) and recovered his second-career fumble versus Arizona (9/17). Tallied 11 tackles (nine solo) at Chicago (10/1). Had six solo tackles and only interception of the season the following week at St. Louis (10/15). Had nine solo stops and one passed defended at Kansas City (10/29). Recorded six tackles (five solo) and half a sack versus Oakland on Monday Night Football (11/6). Registered 10 tackles vs. St. Louis (11/12) and at San Francisco (11/19) where he also forced his first-career fumble. Registered fifth double-digit tackle game this season tying a season high with 12 tackles (nine solo) and a sack versus San Diego (12/24). Led the team in tackles for seventh time this season registering seven tackles (five solo) and a forced fumble in the season finale at Tampa Bay (12/31). Started both postseason games and tallied 13 tackles, including eight (six solo) in the NFC Divisional Game at Chicago (1/14/06).

PRO: His 228 career tackles rank second in club history for most tackles in first two NFL seasons (Terry Beeson, 287). Has recorded 10 tackles or more eight times. First Seattle player to record back-to-back 100-tackle seasons since Simmons (2000-01). Has led team in tackles 12 times in NFL Career (32 games). Selected with the 13th pick in the second round (45th overall) of the 2005 NFL Draft. Highest choice used on a linebacker since Simmons was taken 15th overall in the 1998 draft. Only second player chosen from USC in club history (Kris Richard 2002).

2005: Was selected to the Pro Bowl after stellar rookie campaign. Led the team in total tack-

les (105) becoming second rookie in club history to lead team in tackles and first since 1977 when Terry Beeson recorded 134. Led team in tackles five times. Also registered 4.0 sacks, one fumble recovery, and three interceptions, including one for a touchdown. The 38-yard interception returned for a touchdown and nine tackles contributed to a 42-0 shutout in Philadelphia (12/5) and a share of Monday Night Football Horse Trailer Award. Registered first-career sack and had six tackles in first home game versus Atlanta (9/18). Racked up nine tackles and first-career interception at St. Louis (10/9). Set a career-high 13 tackles versus New York Giants (11/27). Recovered first-career fumble versus San Francisco (12/11). Started all three postseason games and returned first-career postseason interception 21 yards in NFC Championship against Carolina (1/22/06). Racked up 22 postseason tackles, including nine in Super Bowl XL (2/5/06).

HONORS: 2005, *NFC Pro Bowl, NFWA/NFWA All-Rookie Team, NFL Defensive Rookie of the Month for December/January, USA Today's All-Joe Team.* 2006, *NFC Pro Bowl*

COLLEGE: Transferred to USC after spending freshman year at the University of Maine. Started 25 games in two years for the Trojans as they won back-to-back national championships. Finished USC career with 202 tackles, nine sacks, seven interceptions, three fumble recoveries, three forced fumbles, 18 pass deflections, and one touchdown. Garnered numerous honors as a RS junior. First-team All American selection by *Sports Illustrated* and All-Pac-10 Conference first-team pick. Recipient of USC's co-Most Inspirational Player Award, Co-Lifter Award, and Bob Chandler Award. Led team in tackles for second straight year with 104. Honored with the John McKay Award, given annually to the underclassman with the most competitive spirit as a RS sophomore.

PERSONAL: Attended King Phillip Regional

(Wrentham, Mass.) High School. Played football for his father, former NFL fullback and special teams great Mosi Tatupu, who is now an assistant coach at Curry College. Played linebacker and quarterback senior year. Recorded 100 tackles. Threw for 800 yards and 10 TDs

while rushing for 450 yards and five scores. All-state pick and two-time (1999-00) *Sun Chronicle* All-Star and all-league linebacker. Earned all-league Defensive MVP honors as a senior. Majored in Sociology.

TATUPU'S NFL RECORD

| | | Tackles | | | Sacks | | Interceptions | | | | | | | | | |
|------------|---------|---------|-----|-----|-------|-----|---------------|----|-----|------|-----|----|----|----|----|-----|
| Club | | G/S | Tkl | So | Ast | QB | Yds | No | Yds | Avg | LG | TD | PD | FF | FR | Yds |
| 2005 | Seattle | 16/16 | 105 | 86 | 19 | 4.0 | 32.0 | 3 | 55 | 18.3 | 38t | 1 | 10 | 0 | 1 | 0 |
| 2006 | Seattle | 16/16 | 123 | 93 | 30 | 1.5 | 14.0 | 1 | 19 | 19.0 | 19 | 0 | 7 | 2 | 1 | 0 |
| NFL TOTALS | | 32/32 | 228 | 179 | 49 | 5.5 | 46.0 | 4 | 74 | 18.5 | 38t | 1 | 17 | 2 | 2 | 0 |

POSTSEASON

| | | Tackles | | | Sacks | | Interceptions | | | | | | | | | | |
|------------|---------|---------|-----|----|-------|-----|---------------|----|-----|------|----|----|----|----|----|-----|--|
| Club | | G/S | Tkl | So | Ast | QB | Yds | No | Yds | Avg | LG | TD | PD | FF | FR | Yds | |
| 2005 | Seattle | 3/3 | 22 | 17 | 5 | 0.0 | 0.0 | 1 | 21 | 21.0 | 21 | 0 | 2 | 0 | 0 | 0 | |
| 2006 | Seattle | 2/2 | 13 | 9 | 4 | 0.0 | 0.0 | 0 | 0 | 0.0 | 0 | 0 | 0 | 0 | 0 | 0 | |
| NFL TOTALS | | 5/5 | 35 | 26 | 9 | 0.0 | 0.0 | 1 | 21 | 21.0 | 21 | 0 | 2 | 0 | 0 | 0 | |

TATUPU'S SINGLE-GAME HIGHS

Tackles: 13 vs. N.Y. Giants (11/27/05)

Sacks: 1.0, 5 Times, Last vs. San Diego (12/24/06)

Interceptions: 1, 4 Times, Last at St. Louis (10/15/06)

Forced Fumbles: 1, 2 Times, at San Francisco (11/19/06 and at Tampa Bay (12/31/06)

Fumble Recoveries: 1, 2 Times vs. San Francisco (12/11/05) and vs. Arizona (9/17/06)

Touchdowns: 1 at Philadelphia (12/5/05) 38-yard interception return

CRAIG TERRILL

Defensive Tackle 6-2 295
Purdue
4th NFL Season
4th Seahawks Season
6th Round 2004
2006 Games/Starts: 11/0
Career Games/Starts: 31/0
June 27, 1980
Lebanon, Indiana

93

2006: Played 11 games at defensive tackle and on special teams before being placed on injured reserve (knee) on December 12. Recorded 11 tackles, 3.0 sacks, one fumble recovery and blocked two field goals. Was inactive at St. Louis (10/15) and versus Minnesota (10/22). Had arguably his two finest games of his career on Monday Night Football. Versus Oakland (11/6), set career highs in tackles (5) and sacks (3.0) and two games later versus Green Bay (11/27), blocked a field goal for second straight week, recovered a fumble (third career) and had three stops. Blocked his second-career field goal at San Francisco (11/19).

PRO: Three-career blocked field goals ranks second in club history (Joe Nash, 8). Selected with the 24th pick in the fifth round (189th overall) of the 2004 NFL Draft. Second defensive lineman taken by team and second consecutive year team drafted a defensive lineman in the sixth round. Only fourth player chosen from Purdue University in club history. With fourth-round selection Niko Koutouvides, became first teammates to be drafted by Seahawks since 1998. **2004:** Played in four games. Made roster during training camp but was inactive to start the season (Weeks 1-6). Dressed for first time at Arizona (10/24) but did

not play. Inactive for weeks 8-13. Made NFL debut at Minnesota (12/12) playing defensive tackle. Registered one assisted tackle. Posted career-high two tackles against Atlanta (1/2/05) in season finale. Played in Wild Card Game vs. St. Louis (1/8/05) and split a sack with defensive linemate Cedric Woodard. **2005:** Played in all 16 games recording 18 tackles and 2.0 sacks. Recorded first sack of career at St. Louis (10/9). Had a career-high three tackles at Tennessee (12/18). Blocked a field-goal attempt at Washington (10/2), first blocked field goal since Lamar King's blocked kick at Green Bay (11/1/99, 92 games). Played in all three postseason games and posted six tackles, including a forced fumble in the NFC Championship against Carolina (1/22/06).

COLLEGE: Three-year starter on the defensive line. Amassed 131 tackles (89 solo) and 35.5 tackles for losses of 165 yards. Ranks fifth on school's career sack list with 20.5. All-Big Ten selection by coaches and honorable mention by media as a fifth-year senior. As junior was honorable mention All-Big Ten by coaches and media. Started every game as sophomore. Appeared in all 12 games and started eight freshman year.

PERSONAL: First-team All-State as a senior defensive lineman at Lebanon (Ind.) High. Holds school records for sacks in a season (27) and career (36). Enjoys playing the guitar. Majored in Journalism. Married to Rachel.

TERRILL'S NFL RECORD

| Club | G/S | Tackles | | Sacks | | Interceptions | | | | | LG | TD | PD | FF | FR | Yds |
|-------------------|-------------|-----------|-----------|-----------|------------|---------------|----------|----------|------------|----------|----------|----------|----------|----------|----------|-----------|
| | | So | Ast | QB | Yds | No | Yds | Avg | LG | TD | | | | | | |
| 2004 Seattle | 4/0 | 4 | 1 | 3 | 0.0 | 0.0 | 0 | 0 | 0.0 | 0 | 0 | 0 | 0 | 0 | 0 | 0 |
| 2005 Seattle | 16/0 | 18 | 12 | 6 | 2.0 | 13.5 | 0 | 0 | 0.0 | 0 | 0 | 2 | 0 | 0 | 2 | 18 |
| 2006 Seattle | 11/0 | 11 | 7 | 4 | 3.0 | 13.0 | 0 | 0 | 0.0 | 0 | 0 | 0 | 0 | 0 | 1 | 5 |
| NFL TOTALS | 31/0 | 33 | 20 | 13 | 5.0 | 26.5 | 0 | 0 | 0.0 | 0 | 0 | 2 | 0 | 0 | 3 | 23 |

POSTSEASON

| Club | G/S | Tackles | | Sacks | | Interceptions | | | | | LG | TD | PD | FF | FR | Yds |
|-------------------|------------|----------|----------|----------|------------|---------------|----------|----------|------------|----------|----------|----------|----------|----------|----------|----------|
| | | So | Ast | QB | Yds | No | Yds | Avg | LG | TD | | | | | | |
| 2004 Seattle | 1/0 | 1 | 0 | 1 | 0.5 | 0.0 | 0 | 0 | 0.0 | 0 | 0 | 0 | 0 | 0 | 0 | 0 |
| 2005 Seattle | 3/0 | 6 | 3 | 3 | 0.0 | 0.0 | 0 | 0 | 0.0 | 0 | 0 | 0 | 0 | 1 | 0 | 0 |
| 2006 Seattle | Inactive | | | | | | | | | | | | | | | |
| NFL TOTALS | 4/0 | 7 | 3 | 4 | 0.5 | 0.0 | 0 | 0 | 0.0 | 0 | 0 | 0 | 0 | 1 | 0 | 0 |

TERRILL'S SINGLE-GAME HIGHS

Tackles: 5 vs. Oakland (11/6/06)

Interceptions: None

Fumble Recoveries: 1, 3 Times, Last vs. Green Bay (11/27/06)

Sacks: 3.0 vs. Oakland (11/6/06)

Forced Fumbles: None

ADDITIONAL STATS

Special Teams: 2005: Blocked field goal (1 at Washington, 10/2/05); 2006: Block field goal, 2 (1 at San Francisco, 11/19/06 and 1 vs. Green Bay, 11/27/06).



MARCUS TRUFANT

Cornerback 5-11 197
Washington State
5th NFL Season
5th Seahawks Season
1st Round (11) 2003
2006 Games/Starts: 15/15
Career Games/Starts: 62/62
December 25, 1980
Tacoma, Washington

23

2006: Started the first 15 games before missing second-career game (ankle) in the season finale at Tampa Bay (12/31). Collected 68 tackles (60 solo), one interception, tied the team lead with two forced fumbles and tied for second with 11 passes defended. Recorded five stops and forced first fumble of the season versus New York Giants (9/24). Registered seven tackles and one pass defended versus St. Louis (11/12). Tied career-high with nine tackles the following week at San Francisco (11/19). Intercepted his only pass of the season, ninth career, along with five tackles on Monday Night Football versus Green Bay (11/27). Forced his second fumble of the year, third career, at Denver (12/3) the following week. Tallied eight tackles and one passed defended at Arizona (12/10). Recorded four solo stops before leaving the game (ankle) midway through the third quarter versus San Diego (12/24), which ended his season.

PRO: Local product chosen with the 11th overall pick in the first round of the 2003 NFL Draft, becoming the first defensive player taken in the first round by the Seahawks since DE Lamar King (1999) and only the third cornerback drafted in the first round by the Seahawks in team history. The fifth-highest cornerback taken by Seattle and highest since Shawn Springs was chosen third in 1997. **2003:** One of two rookies (S Ken Hamlin) to start on defense and make an immediate impact. Started all 16 games, the first five games at left corner with Springs out (shoulder), and the last 11 at right corner. Led the team with 20 passes defended which tied for second in the NFC (T-5th NFL). Also collected 78 tackles (69 solo) with two interceptions and one fumble recovery. Started in place of Springs against New Orleans (9/7) and did not waste any time making his presence felt with five tackles and two passes defended, one of which was batted in the air and intercepted by DE Chike Okeafor. At Arizona (9/14), recovered first-career fumble and returned it 31 yards to the Arizona 6-yard line to set up the Seahawks' first score. Against St. Louis the next week (9/21), recorded a career-high eight solo tackles. In first game at right cornerback versus Chicago (10/19), tied

career high of eight tackles and picked off first-career pass while posting team-high three passes defended. Again tied career-high with eight solo tackles in win against Pittsburgh (11/9). At Baltimore (11/23), posted career and team-high five passes defended. In season finale at San Francisco (12/27), snagged second-career interception, posted three solo stops and two passes defended. Started the Wild Card Game at Green Bay (1/4/04) and recorded five solo stops and one special teams tackle. **2004:** Followed up excellent rookie season by becoming only fourth cornerback in NFL history to lead their team in total tackles (93). Tied SS Michael Boulware for second on team with five interceptions (3rd NFC, 8th NFL). Posted 20 passes defended for the second consecutive season. At Tampa Bay (9/19), registered eight tackles and returned an interception 41 yards, leading to Seahawks touchdown. Recorded eight solo stops, an interception, and three passes defended against St. Louis (10/10). Intercepted fourth-quarter pass and returned it 58 yards to seal win against Carolina (10/31). Notched career-high nine tackles vs. Miami (11/21). Knocked down three passes at Minnesota (12/12). Against Arizona (12/26), intercepted a pass and batted down two others. Capped off regular season with 31-yard interception return and two passes defended vs. Atlanta (1/2/05). Started playoff game against St. Louis (1/8/05) and recorded five tackles and one pass defended. **2005:** Played major role in the defensive success, starting the first 15 games of the season. Declared inactive (back) versus Green Bay (1/1/06), missing the first game of his NFL career. Led team with seven tackles (all solo), posted second-career sack, forced first-career fumble, and had one pass defended against Jacksonville (9/11). Recorded a season-high eight tackles against the New York Giants (11/27). Had his only interception of the season and seven tackles (all solo) at Arizona (11/6). Led the team with three passes defended, recorded three tackles and picked up a Steve Smith fumble late in the fourth quarter to help seal the win in the NFC Championship against Carolina (1/22/06).

HONORS: 2003, Pro Football Weekly All-Rookie Team.

COLLEGE: Started at Washington State since early in his freshman year. Did not allow a touchdown reception in his last two seasons. Finished college career with 201 tackles (153 solo), five tackles for loss, 11 interceptions, and 49 pass deflections in 42 games. As a senior, was selected an All-American second-team pick by the *Associated Press* and first-team All-Pac-10 Conference choice. Served as team captain and started every game at left cornerback. Finished the season third on the team with 74 tackles (59 solo). Also had three interceptions, deflected 13 passes, and recovered a fumble. Returned 38 punts for 402 yards (10.6 avg.). Was selected All-Pac-10 Conference honorable mention as a junior. Started seven games, missing four with a broken thumb. Recorded 37 tackles (31 solo) with three stops for loss, forced and recovered a fumble, had three interceptions, and seven passes defended. Started every game at left cornerback as a sophomore, earning Player of the Game honors versus Stanford. Recorded 53 tackles (43 solo) with three interceptions, 16 passes defended, and a

fumble recovery. Freshman All-Pac-10 Conference selection. Played in 11 games, starting seven of the final eight contests. Recorded 37 tackles (27 solo) with two interceptions and 13 passes defended.

PERSONAL: Attended Wilson (Tacoma, Wash.) High School. Earned three varsity letters, two in basketball and track. Served as a team captain for three sports as a senior. As a junior, named the top offensive player on the team, while in basketball, he was chosen Mr. Defense. Triple jumped 47-6 to capture ninth place at the State track meet. As a senior, earned All-State first-team honors by *Associated Press*, the *Seattle PI*, and *Washington Prep Report*. Was a *Seattle Times* Red Chip honoree and named to the Western 100 (number eight DB) by the *Tacoma News Tribune*. Named Washington AAAA player of the Year by *TNT*, as well as to the paper's all-league, all-area, and all-state teams. Won the state 4-A title. Scored 30 touchdowns and rushed for more than 1,800 yards. On defense, recorded 48 tackles and eight interceptions. Majored in communications.

TRUFANT'S NFL RECORD

| Club | | Tackles | | | | Sacks | | Interceptions | | | LG | TD | PD | FF | FR | Yds |
|------------|---------|---------|-----|-----|-----|-------|------|---------------|-----|------|----|----|----|----|----|-----|
| | | G/S | Tkl | So | Ast | QB | Yds | No | Yds | Avg | | | | | | |
| 2003 | Seattle | 16/16 | 78 | 69 | 9 | 0.0 | 0 | 2 | 21 | 10.5 | 15 | 0 | 20 | 0 | 1 | 31 |
| 2004 | Seattle | 16/16 | 93 | 83 | 10 | 1.0 | 8.0 | 5 | 141 | 28.2 | 58 | 0 | 20 | 0 | 0 | 0 |
| 2005 | Seattle | 15/15 | 64 | 55 | 9 | 1.0 | 5.0 | 1 | 7 | 7.0 | 7 | 0 | 14 | 1 | 0 | 0 |
| 2006 | Seattle | 15/15 | 68 | 60 | 8 | 0.0 | 0.0 | 1 | 0 | 0.0 | 0 | 0 | 11 | 2 | 0 | 0 |
| NFL TOTALS | | 62/62 | 303 | 267 | 36 | 2.0 | 13.0 | 9 | 169 | 18.8 | 58 | 0 | 65 | 3 | 1 | 31 |

POSTSEASON

| Club | | Tackles | | | Sacks | | | Interceptions | | | LG | TD | PD | FF | FR | Yds |
|------------|---------|----------|-----|----|-------|-----|-----|---------------|-----|-----|----|----|----|----|----|-----|
| | | G/S | Tkl | So | Ast | QB | Yds | No | Yds | Avg | | | | | | |
| 2003 | Seattle | 1/1 | 5 | 5 | 0 | 0.0 | 0 | 0 | 0 | 0.0 | 0 | 0 | 0 | 0 | 0 | 0 |
| 2004 | Seattle | 1/1 | 5 | 4 | 1 | 0.0 | 0 | 0 | 0 | 0.0 | 0 | 0 | 1 | 0 | 0 | 0 |
| 2005 | Seattle | 3/3 | 9 | 9 | 0 | 0.0 | 0 | 0 | 0 | 0.0 | 0 | 0 | 4 | 0 | 1 | 0 |
| 2006 | Seattle | Inactive | | | | | | | | | | | | | | |
| NFL TOTALS | | 5/5 | 19 | 18 | 1 | 0.0 | 0 | 0 | 0 | 0.0 | 0 | 0 | 5 | 0 | 1 | 0 |

TRUFANT'S SINGLE-GAME HIGHS

Tackles: 9, 2 Times, Last at San Francisco (11/19/06)

Interceptions: 1, 9 Times, Last vs. Green Bay (11/27/06)

Fumble Recoveries: 1 at Arizona (9/14/03)

Sacks: 1.0, 2 Times, Last at Jacksonville (9/11/05)

Forced Fumbles: 1, 2 Times, Last at Denver (12/3/06)

Touchdowns: None

ADDITIONAL STATS

Special Teams Tackles: 2003 (5); 2004 (2); 2005 (7); **Career:** (14). **Postseason:** 2003 (1)

Punt Return: 2006: One punt return for no gain.

MARCUS TUBBS

Defensive Tackle 6-3 318
 Texas
 4th NFL Season
 4th Seahawks Season
 1st Round (23) 2004
 2006 Games/Starts: 5/2
 Career Games/Starts: 29/16
 May 16, 1981
 DeSoto, Texas

90

2006: Played in five games, starting two totaling seven tackles and half of a sack. Recorded two stops versus Arizona (9/17). Declared inactive (knee) at Chicago. Split a sack with Rocky Bernard and added two tackles at St. Louis (10/15) the following week. Registered a season-high three tackles at Minnesota (10/22). Declared inactive the next two weeks at Kansas City (10/29) and versus Oakland (11/6) before being placed on injured reserve (knee) on November 11.

PRO: Selected with the 23rd overall pick in the first round of the 2004 NFL Draft, marking the second consecutive year the team had taken a defensive player in the first round (Marcus Trufant, 2003). Only third Longhorn selected in club history and first defensive tackle taken by team in first round since Sam Adams (Texas A&M) was selected eighth overall in 1994.

2004: Played in 11 games with three starts. Began season as reserve but worked way into starting lineup until ankle injury ended season. Finished rookie year with 13 total tackles and one sack. Also forced a fumble and knocked down a pass. Declared inactive with hamstring injury week one at New Orleans (9/12). Made NFL debut at Tampa Bay (9/19) but did not record tackle. Registered first-career tackle

against San Francisco (9/26). Against Carolina (10/31), posted career-high three tackles. Collected first-career sack and first-career forced fumble on same play against Miami (11/21) halting a drive before halftime. Declared inactive (ankle) weeks 14-17. Also inactive for Wild Card Game against St. Louis (1/8/05).

2005: Followed up rookie campaign with strong second season. Played in 13 games, starting 11. Was inactive (calf) for three straight games against St. Louis (11/13), at San Francisco (11/20), and versus New York Giants (11/27). Set career-highs in every major category including tackles (40), sacks (5.5) forced fumbles (2), and first-career fumble recovery. Set single game career highs in tackles (6) versus Indianapolis (12/24) and sacks (2.0) versus San Francisco (12/11). Recorded six postseason tackles (all solo) including two in Super Bowl XL against Pittsburgh (2/5/06).

COLLEGE: Started 37 of 48 games. Finished career with 205 tackles (95 solo) and 15.5 sacks. Forced five fumbles and recovered another. Blocked four kicks. All-American third-team selection by *NFL Report* and first-team All-Big 12 Conference as senior. Recorded career-high 77 tackles (38 solo) with 5.5 sacks and 12 tackles for loss. Forced two fumbles, two passes

TUBB'S NFL RECORD

| Club | G/S | Tackles | | | Sacks | | Interceptions | | | | | | | FF | FR | Yds |
|--------------|-------|---------|----|-----|-------|------|---------------|-----|-----|----|----|----|---|----|----|-----|
| | | Tkl | So | Ast | QB | Yds | No | Yds | Avg | LG | TD | PD | | | | |
| 2004 Seattle | 11/3 | 13 | 6 | 7 | 1.0 | 10.0 | 0 | 0 | 0.0 | 0 | 0 | 1 | 1 | 0 | 0 | |
| 2005 Seattle | 13/11 | 40 | 28 | 12 | 5.5 | 25.5 | 0 | 0 | 0.0 | 0 | 0 | 2 | 2 | 1 | 0 | |
| 2006 Seattle | 5/2 | 7 | 4 | 3 | 0.5 | 5.5 | 0 | 0 | 0.0 | 0 | 0 | 0 | 0 | 0 | 0 | |
| NFL TOTALS | 29/16 | 60 | 38 | 22 | 7.0 | 41.0 | 0 | 0 | 0.0 | 0 | 0 | 3 | 3 | 1 | 0 | |

POSTSEASON

| Club | G/S | Tackles | | Ast | Sacks | | | Interceptions | | | | | | | FF | FR | Yds |
|--------------|-----|----------|----|-----|-------|-----|----|---------------|-----|----|----|----|---|---|----|----|-----|
| | | Tkl | So | | QB | Yds | No | Yds | Avg | LG | TD | PD | | | | | |
| 2004 Seattle | | Inactive | | | | | | | | | | | | | | | |
| 2005 Seattle | 3/0 | 6 | 6 | 0 | 0.0 | 0 | 0 | 0 | 0.0 | 0 | 0 | 0 | 0 | 0 | 0 | 0 | |
| 2006 Seattle | | Inactive | | | | | | | | | | | | | | | |
| NFL TOTALS | 3/0 | 6 | 6 | 0 | 0.0 | 0 | 0 | 0 | 0.0 | 0 | 0 | 0 | 0 | 0 | 0 | 0 | |

defensed, and blocked two kicks. As junior, started nine of 12 games. Recorded 43 tackles (19 solo) with 2.5 sacks. Selected second-team All-Big 12 Conference by *Houston Chronicle* and *Dallas Morning News* for second consecutive year. Named team's Most Outstanding Defensive Lineman while garnering second-team All-Big 12 Conference honors from *Houston Chronicle* and *Dallas Morning News* as sophomore. Was key contributor on UT defense that led nation in total defense (236.2 ypg) and ranked third in passing (146.7 ypg) and scoring defense (13.7 ppg). Named UT's Most Improved Defensive Player after playing in every game, with three starts as redshirt freshman.

PERSONAL: Attended DeSoto (Texas) High. Basketball standout who didn't play football until junior year. Earned first-team All-District honors at tight end as a senior after catching 28 passes for 353 yards and two touchdowns. Three-year starter in basketball. Selected first-team All-District all three years while setting career averages of 15 points and 10 rebounds per game. Two-time Athletics Director's Honor Roll member and named to Fall 2000 and 2001 Big-12 Conference Commissioner's Honor Roll while majoring in Youth and Community Studies. Cousin of former NFL Pro Bowl linebacker Winfred Tubbs (San Francisco).

TUBB'S SINGLE-GAME HIGHS

Tackles: 6, vs. Indianapolis (12/24/05)

Interceptions: None

Fumble Recoveries: 1, at Philadelphia (12/5/05)

Sacks: 2.0, vs. San Francisco (12/11/05)

Forced Fumbles: 1, 3 Times, Last vs.

Indianapolis (12/24/05)



SENECA WALLACE

Quarterback **5-11** **205**
Iowa State
2nd NFL Season
5th Seahawks Season
5th Round (A) 2003
2006 Games/Starts: 8/4
Career Games/Starts: 14/4
August 6, 1980
Sacramento, California

2006: Played in eight games, starting four. Completed 82 of 141 passes for 927 yards, eight touchdowns and seven interceptions. Also rushed 12 times for 122 yards (10.2 avg.). Made season debut late in the fourth quarter at Chicago (10/1), completing one of two passes for six yards. Replaced Matt Hasselbeck (knee) early in the third quarter completed 14 of 25 passes for 134 yards and two interceptions versus Minnesota (10/22). Made first-career start the following week at Kansas City (10/29) and completed 15 of 30 passes for 198 and career-high three touchdowns. Led team to first win as starting quarterback versus Oakland (11/6) after completing 18 of 30 attempts for 176 yards and one touchdown. Also rushed for career-high 49 yards on three carries, including a career-long 37-yarder. Set career-high passer rating of 114.6, completing 15 of 23 passes for 161 yards and two touchdowns versus St. Louis (11/12). Set career-high in completions (19), attempts (31) and yards (252) the following week at San Francisco (11/19). Saw time at receiver versus San Diego (12/24). Started at receiver and

caught one pass for 6 yards on the first play from scrimmage in the NFC Wild Card Game versus Dallas (1/6/07). Served as the backup quarterback and did not play in the Divisional Playoff Game versus Chicago (1/14/07).

PRO: Selected with the 13th pick in the fourth round (110th overall) for the Seahawks in the 2003 draft. His selection marked the third consecutive year the Seahawks had selected a quarterback in the draft, 14th in Seahawks history. **2003:** Won the third quarterback spot in training camp and served as the emergency quarterback all 16 games. Played in all four pre-season games, completing 24 of 43 passes (55.8%) for 228 yards and three interceptions. **2004:** Remained in Seattle throughout offseason working with quarterbacks coach Jim Zorn. Hard work paid off after winning third quarterback spot for second consecutive season. Served as emergency quarterback all 16 games. Played in all four preseason games, completing 41 of 77 passes (53.2%) for 439 yards with one touchdown and just one inter-

ception. Displayed athletic ability during practice rotating in at wide receiver and defensive back. **2005:** Saw action in six games, including entire second half at Green Bay (1/1/06) where he threw his first-career touchdown pass. Made his NFL debut in the fourth quarter versus Arizona (9/25). Lined up at receiver in two post-season games, including Super Bowl XL. Caught a 28-yard pass that helped set up Seattle's first score in the NFC Championship (1/22/06).

COLLEGE: Was originally recruited as a defensive back by Oregon State, but left when his mom became ill, enrolling closer to home at Sacramento City Junior College. Joined the Iowa State program in 2001 and was named Big 12's Newcomer of the Year. In two seasons at Iowa State, he completed 411 of 712 passes (57.7%) for 5,289 yards, 26 touchdowns, and 27 interceptions, adding 912 yards and 15 scores on 237 carries (3.8 avg.) in 25 games. Only Alex Espinoza (5,307, 1984-86) gained more yards passing in school history. His 6,201 yards in total offense shattered Espinoza's previous all-time school mark of 5,018 yards. Was a consensus All-Big 12 Conference second-team choice

as senior. Started every game, setting school season records as he completed 244 of 443 passes (55.1%) for 3,245 yards, 15 touchdowns, and 18 interceptions. Gained 437 yards with eight touchdowns on 123 carries (3.6 avg.). All-Big 12 honorable mention as a junior after completing 167 of 269 passes (62.1%) for 2,944 yards, 11 touchdowns and nine interceptions. Gained 475 yards with seven scores on 114 carries (4.2 avg.) in 11 regular season games. **JUNIOR COLLEGE:** JUCO All-American and All-Conference selection as a sophomore at Sacramento City (Calif.) Junior College, passing for 3,675 yards and 22 touchdowns and rushing for 550 yards on 49 carries for nine touchdowns.

PERSONAL: Attended Rancho Cordova (Sacramento, Calif.) High. All-CIF second-team pick as a junior, adding All-Sierra Conference and All-City first-team honors as a senior. Played basketball and was named first-team All-Sierra Conference and received honorable mention for the All-Sacramento team. Lettered twice in football and three times in basketball. Majored in sociology.

SINGLE-GAME HIGHS

| | | | |
|------------------------|------|------------------------------|-------------------------------|
| Attempts: | 31 | at San Francisco | (11/19/06) |
| Completions: | 19 | at San Francisco | (11/19/06) |
| Completion %: | 65.2 | (15/23) vs. St. Louis | (11/12/06) |
| Yards: | 252 | at San Francisco | (11/19/06) |
| Longest, no TD: | 30 | (2 times) Last vs. St. Louis | (11/12/06) to Darrell Jackson |
| Longest TD: | 49t | at Kansas City | (10/29/06) to Darrell Jackson |
| Most TDs: | 3 | at Kansas City | (10/29/06) |
| Interceptions: | 3 | at San Francisco | (10/19/06) |
| Rushes: | 4 | at Kansas City | (10/29/06) |
| Rushing Yds.: | 49 | vs. Oakland | (11/6/06) |
| Longest Rush: | 37 | vs. Oakland | (11/6/06) |
| Rushing TD: | None | | |

WALLACE'S NFL RECORD

PASSING

| Year | Club | G/S | Att | Comp | Yds | Pct | TD | Int | LG | Sacked | Rate |
|---------------|---------|-------------|------------|-----------|--------------|-------------|----------|----------|------------|---------------|-------------|
| 2003 | Seattle | 0/0 | 0 | 0 | 0 | 0.0 | 0 | 0 | 0 | 0 | 0.0 |
| 2004 | Seattle | 0/0 | 0 | 0 | 0 | 0.0 | 0 | 0 | 0 | 0 | 0.0 |
| 2005 | Seattle | 6/0 | 25 | 13 | 173 | 52.0 | 1 | 1 | 42 | 3/20 | 70.9 |
| 2006 | Seattle | 8/4 | 141 | 82 | 927 | 58.2 | 8 | 7 | 49t | 14/83 | 76.2 |
| TOTALS | | 14/4 | 166 | 95 | 1,100 | 57.2 | 9 | 8 | 49t | 17/103 | 75.4 |

WALLACE'S ADDITIONAL STATS

Regular Season: 2005, Rushed once for no gain. 2006, Rushed 12 times for 122 yards.

Postseason: 2005, One reception for 28 yards. 2006, one reception for 6 yards.

LEONARD WEAVER



Fullback 6-0 242
Carson-Newman
2nd NFL Season
3rd Seahawks Season
Undrafted FA 2005
2006 Games/Starts: 0/0
Career Games/Starts: 16/0
September 23, 1982
Melbourne, Florida

43

2006: Missed the entire season after being placed on injured reserve on September 2 (ankle).

PRO: Signed with Seattle as an undrafted free agent April 24, 2005. **2005:** Made the club after signing as an undrafted free agent. Played in all 16 games, mostly on special teams. Carried the ball 12 times for 80 yards and caught one pass for 17 yards. Tied career-high with five rushes and set highs for yards (41) and long gain (24) versus San Francisco (12/11). Replaced Mack Strong (stinger, chest) in the second quarter versus Houston (10/16), finished with five carries for 21 yards. Declared inactive for the NFC Championship against Carolina (1/22/06) and Super Bowl XL versus Pittsburgh (2/5/06).

COLLEGE: Led Carson-Newman in receiving

as a tight end with 27 catches for 571 yards and a team-high eight touchdowns. He was named a Division II All-American by the AP, the American Football Coaches Association, d2football.com, dopke.com and *Football Gazette*. Helped lead the Eagles to a 9-3 record his final year, a South Atlantic conference championship and into the second-round of the NCAA Division II playoffs. In 2003, had 16 receptions for 410 yards and six scores, including a 67-yarder in the Division II Playoffs at Valdosta State. Entered Carson-Newman as a linebacker and had nine tackles in two games as a redshirt freshman in 2001 and moved to tight end before the 2002 season.

PERSONAL: Prepped at Satellite High. Born September 23, 1982. Married to wife, Senetra and has a son, Leonard IV.

WEAVER'S NFL RECORD

| | Club | G/S | Rushing | | | | | No | Receiving | | | |
|---------------|---------|-------------|-----------------|-----------|------------|-----------|----------|----------|-----------|-------------|-----------|----------|
| | | | Att | Yds | Avg | LG | TD | | Yds | Avg | LG | TD |
| 2005 | Seattle | 16/0 | 17 | 80 | 4.7 | 24 | 0 | 1 | 12 | 12.0 | 12 | 0 |
| 2006 | Seattle | | Injured Reserve | | | | | | | | | |
| TOTALS | | 16/0 | 17 | 80 | 4.7 | 24 | 0 | 1 | 12 | 12.0 | 12 | 0 |

POSTSEASON

| | Club | G/S | Rushing | | | | | No | Receiving | | | |
|---------------|---------|------------|-----------------|----------|----------|----------|----------|----------|-----------|------------|----------|----------|
| | | | Att | Yds | Avg | LG | TD | | Yds | Avg | LG | TD |
| 2005 | Seattle | 1/0 | 0 | 0 | 0 | 0 | 0 | 0 | 0 | 0.0 | 0 | 0 |
| 2006 | Seattle | | Injured Reserve | | | | | | | | | |
| TOTALS | | 1/0 | 0 | 0 | 0 | 0 | 0 | 0 | 0 | 0.0 | 0 | 0 |

WEAVER'S ADDITIONAL STATS

Special Teams Tackles: 2005 (2, FF).



MARQUIS WEEKS

Running Back 5-10 220
Virginia
2nd NFL Season
3rd Seahawks Season
Undrafted FA 2005
2006 Games/Starts: 10/0
Career Games/Starts: 10/0
October 2, 1980
Fort Ord, California

30

2006: Played in 10 games, mostly on special teams and saw limited action at running back. Rushed three times for eight yards, registered nine special teams tackles and forced one fumble. Also returned one kickoff for 3 yards. Made NFL debut on special teams and saw time at running back, rushing three times for 8 yards at Chicago (10/1). Tied a career-high with three special teams tackles and forced first-career fumble versus San Diego (12/24).

PRO: Signed to active roster December 6, 2006 after Josh Scobey (arm) was placed on injured reserve. Released November 21 and re-signed to practice squad November 22, 2006. Signed from practice squad to active roster September 30, 2006. Signed with the Seahawks as an undrafted free agent April 24, 2005. **2005:** Spent the entire season on the team's practice squad.

COLLEGE: Played four seasons with the Cavaliers, playing in 49 games with 17 starts. Played his first three seasons at tailback with five starts. Started all 12 games at safety his senior year and was also an explosive kick returner, averaging 30.1 yards per kick return in

career. One of three players in Virginia history to have two kickoffs returns for touchdowns and his 1,025 career kick return yards rank sixth in school history. Made 60 tackles (35 solo), 2.0 sacks and returned 11 kickoffs for 354 yards (career-high 32.2 avg.) with a 100-yard return for touchdown his senior year. Returned 10 kicks for 275 yards in 2003 and 13 kicks for 396 yards in 2002 with another 100-yard return for touchdown. In his three years as reserve tailback, carried 63 times for 305 yards (4.8 average) with a long of 32. Had a career-high 41 carries for career-high 210 yards in 2002.

PERSONAL: Attended Conestoga High where he played corner and running back. Was a 1999 *SuperPrep* All-American and three-time All-American by *PrepStar* and *National Recruiting Advisor*. Second-team all-state by *Pennsylvania Football News* and three-time All-Central League first team. For his career, rushed 808 times for 6,193 yards and 71 touchdowns. As a senior, set school records in carries (293), yards (2,305) and touchdowns (24). Also participated in track and wrestling. Born October 2, 1980, in Fort Ord, Calif. First name pronounced MAR-cus.


WEEKS' NFL RECORD

| | Club | G/S | Rushing | | | LG | TD | Att | Receiving | | | LG | TD |
|---------------|---------|-------------|----------------|----------|------------|----------|----------|----------|-----------|------------|----------|----------|----|
| | | | No | Yds | Avg | | | | Yds | Avg | | | |
| 2005 | Seattle | | Practice Squad | | | | | | | | | | |
| 2006 | Seattle | 10/0 | 3 | 8 | 2.7 | 3 | 0 | 0 | 0 | 0.0 | 0 | 0 | |
| TOTALS | | 10/0 | 3 | 8 | 2.7 | 3 | 0 | 0 | 0 | 0.0 | 0 | 0 | |

| | Club | G/S | Kickoff Returns | | | LG | TD |
|---------------|---------|-------------|-----------------|----------|------------|----------|----------|
| | | | No | Yds | Avg | | |
| 2005 | Seattle | | Practice Squad | | | | |
| 2006 | Seattle | 10/0 | 1 | 3 | 3.0 | 3 | 0 |
| TOTALS | | 10/0 | 1 | 3 | 3.0 | 3 | 0 |

ADDITIONAL STATS

Special Teams Tackles: 2006 (9, FF); Total: (9, FF). **Postseason:** 2006 (1); Total (1)



RAY WILLIS

| | |
|---|--|
| Tackle Florida State 3rd NFL Season 3rd Seahawks Season 4th Round 2005 2006 Games/Starts: 1/0 Career Games/Starts: 7/0 August 13, 1982 Angleton, Texas | 6-6 315 74 |
|---|--|

2006: Made only appearance of the season on the field-goal unit at Kansas City (10/29). Declared inactive for both postseason games.

PRO: Taken with fourth selection of fourth round (105th overall) of the 2005 NFL Draft. Second player chosen out of Florida State in as many years (Michael Boulware, 2004). Fifth Seminole drafted by Seahawks. Last tackle chosen by Seahawks from Florida State was Walter Jones in 1997. **2005:** Played in six games, five on special teams and saw time at right tackle in the second half at Green Bay (1/1/06). Played in his first NFL game on the field-goal unit against Jacksonville (9/11).

COLLEGE: Formed one of best tackle tandems in country with Alex Barron (first-round selection, 19th overall by St. Louis). Well-respected team leader who takes great pride in play. Started 35 career games for Seminoles. Earned honorable-mention All-ACC honors as a senior while leading the way for FSU offense to aver-

age 372.5 yards per game (third ACC). Named ACC offensive lineman of the week twice as a junior.

PERSONAL: Highly recruited out of Angleton (Texas) High School. All-district selection as senior. Honorable mention Class 5A all-state choice. *SuperPrep's* number-28 offensive lineman and number-36 prospect in Texas. All-Midlands Region honorable mention selection by *PrepStar*. Social Science major. Married to Kimberly.

WILLIS' NFL RECORD

| Year | Team | — | GP/GS | Postseason |
|-------------------|---------|---|------------|------------|
| 2005 | Seattle | — | 6/0 | 0/0 |
| 2006 | Seattle | — | 1/0 | 0/0 |
| NFL TOTALS | | — | 7/0 | 0/0 |



FLOYD WOMACK

| | |
|--|--|
| Tackle Mississippi St. 7th NFL Season 7th Seahawks Season 4th Round (C) 2001 2006 Games/Starts: 9/9 Career Games/Starts: 62/31 November 15, 1978 Cleveland, Mississippi | 6-4 328 77 |
|--|--|

2006: Played and started in nine games (eight at left guard, one at right guard). Club was 7-2 and averaged 141 rushing yards per game with Womack in the lineup. Started versus Arizona (9/17), but was forced to leave midway through the third quarter (knee). Inactive the following five games and returned on Monday Night Football versus Oakland (11/6) where he helped Maurice Morris rush for a season-high 138

yards. Helped the Seahawks rush for a season-high 235 yards, including 201 from Shaun Alexander, versus Green Bay (11/27). Declared inactive (groin) versus San Francisco (12/14) and the following week versus San Diego (12/24). Started at right guard at Tampa Bay (12/31) for Chris Gray (thigh), ending Gray's consecutive games started streak at 121. Declared inactive in the NFC Wild Card Game

versus Dallas (1/6/07). Dressed but did not play in the Divisional Playoff Game at Chicago (1/14/07).

PRO: Selected as the third of three fourth-round picks (128th overall) for the Seahawks in the 2001 draft. His selection marked the sixth consecutive draft that Seattle had selected at least one tackle, and marked the 25th tackle that the Seahawks have drafted in 26 seasons.

2001: Declared inactive for 10 games during season. Made his NFL debut at tackle on the field-goal unit versus Jacksonville (10/7). Played on field-goal unit versus Dallas (12/9), at New York Giants (12/23), at San Diego (12/30), and versus Kansas City (1/6/02). **2002:** Started 10 of 11 games. Started first-career game at left tackle in place of Walter Jones (contract) at Oakland (9/8). Started at left tackle versus Arizona (9/15), and left briefly (hand) in the second quarter, but later returned. Started at right tackle the following week versus Minnesota (9/29) after Jones' return. Did not start versus Washington after missing practice (family) during the week, but returned to start the next three weeks at Arizona (11/10), versus Denver (11/17), and versus Kansas City (11/24). Left with injured ankle versus Kansas City and was inactive the final five games. Part of offensive unit that allowed just 33 total sacks, fewest since allowing 29 in 1988. **2003:** Played in 10 games with four starts. Started the first two games of the season at right tackle before a toe injury sidelined him from weeks three to eight. Returned at Washington (11/9) and played on special teams. Against Detroit (11/16), saw time at right tackle. Saw time at tight end in the jumbo package and on special teams at Baltimore (11/23). Played tight end in the jumbo package at Minnesota (12/7). Started at right tackle in place of Chris Terry (excused absence) at St. Louis (12/14) and the following week against Arizona (12/21). Replaced Gray (knee) at right guard late in the game at San Francisco (12/27). Started at right guard in place of Gray in the Wild Card Game at Green Bay (1/4/04). **2004:** Began season as reserve but assumed starting right tackle duties mid-way through season when Terry was placed on injured reserve (shoulder). Played in all 16 games and started eight. Played on line that allowed Alexander to rush for franchise-record 1,696 yards. Played in team's jumbo package against St. Louis (10/10). Started at right tackle in place of Terry (shoulder) at Arizona (10/24). Started second consecutive week at right tackle vs. Carolina (10/31). Replaced Terry against Miami (11/21) and vs. Buffalo (11/28). Played in jumbo package against Dallas (12/6). Took over starting right tackle duties at Minnesota (12/12) for remainder of regular season and playoff game vs. St. Louis (1/8/05). **2005:** Played in 11 games. Extremely valuable to the offense playing every position on offensive line except center. Also saw time on the field goal unit. Declared inactive (triceps) for the first four games. Made season debut at St. Louis and

played one snap for Gray (shoe). Was injured in the second quarter (quad) and did not return. Was inactive (quad) the following week versus Houston (10/16). Was part of the jumbo package when Alexander tied the NFL record with his 27th total score this season at Green Bay (1/1/06). Substituted for Jones (ribs) for two plays in playoff game against Washington (1/14/06). Served as extra tackle in the goal-line package in the NFC Championship Game against Carolina (1/22/06). Played on field-goal unit for all three postseason contests.

COLLEGE: Anchored tackle position for the Bulldogs since his sophomore year, starting 29 consecutive games. His emergence as a pass protector saw the MSU aerial game generate 6,358 yards during his tenure as a starter. As a senior, Walter Camp Foundation and *Associated Press* All-American second-team selection, despite missing the team's final five games. A consensus All-Southeastern Conference first-team choice, he started the first six games at left tackle, helping the offense amass 4,250 yards, collecting an impressive 63 knockdowns in that span. Graded at least 90 percent for blocking consistency in every game he played in. Junior season started every game at left tackle as the offense totaled 3,562 yards en route to a 9-2 record. Helped offense gain a season-high 454 yards versus Vanderbilt. Moved into the starting lineup at left tackle as a sophomore, helping the offense average 322.5 yards per game. Was originally scheduled to redshirt freshman season, but was forced into action by the season's fourth game when injuries depleted the offensive line. Saw action in the South Carolina, Mississippi, and Auburn contests.

PERSONAL: A first-team, All-District 3-4A selection following his standout senior season at East Side (Cleveland, Miss.) High and was named Co-Most Valuable Player in Bolivar County. Considered one of the top players in Mississippi by several publications. Helped lead East Side to a two-year 19-3 record. Started at offensive guard during his junior season when East Side posted an 8-2 record. Moved to tackle as a senior, and helped his school to its best-ever record, 11-1, and a berth in the postseason playoffs. Nicknamed "Pork Chop" by his mother who thought Floyd resembled Pork Chop Cash, a local pro wrestler, when Floyd was a baby. Married to Kimberly.

WOMACK'S NFL RECORD

| Year | Team | — | GP/GS | Postseason |
|-------------------|---------|---|--------------|------------|
| 2001 | Seattle | — | 5/0 | |
| 2002 | Seattle | — | 11/10 | |
| 2003 | Seattle | — | 10/4 | 1/1 |
| 2004 | Seattle | — | 16/8 | 1/1 |
| 2005 | Seattle | — | 11/0 | 3/0 |
| 2006 | Seattle | — | 9/9 | 0/0 |
| NFL TOTALS | | | 62/31 | 5/2 |

2007 DRAFT CHOICES

| Rd | Pick | Overall | Pos | Player | College |
|----|------|---------|-----|------------------|--------------|
| 2 | 23 | 55 | CB | Josh Wilson | Maryland |
| 3 | 22 | 85 | DT | Brandon Mebane | California |
| 4 | 21 | 120 | DE | Baraka Atkins | Miami |
| 4 | 24 | 124 | G | Mansfield Wrotto | Georgia Tech |
| 5 | 24 | 161 | LB | Will Herring | Auburn |
| 6 | 23 | 197 | WR | Courtney Taylor | Auburn |
| 6 | 36 | 210 | WR | Jordan Kent | Oregon |
| 7 | 22 | 232 | G | Steve Vallos | Wake Forest |



(L to R) Brandon Mebane, Steve Vallos, Jordan Kent, Will Herring, Courtney Taylor, Mansfield Wrotto, Josh Wilson, Baraka Atkins



JOSH WILSON

Cornerback
Maryland

5-9 192

Rookie NFL Season
Rookie Seahawks Season
2nd Round 2007
March 11, 1985
Upper Marlboro, Maryland


26

PRO: Drafted with the 23rd selection in the second round (55th overall) of the 2007 NFL Draft. First player in team history selected from Maryland. Second consecutive year club has selected a cornerback with their first selection. Fifth cornerback drafted by club in the second round.

COLLEGE: One of the fastest players to ever don a Terrapins' uniform, he was an avid "work-out warrior," having won Iron Terp honors in 2005. Excelled in the classroom and was the recipient of the James Tatum Award, given to the top football student-athlete in the Atlantic Coast Conference. Was also a two-time Academic All-ACC choice. The two-year starter at the boundary cornerback position, Wilson appeared in 46 of a possible 48 games at Maryland, starting 28 times. Despite not handling kickoff return duties until his final season, he ranks eighth on the school's career-record list with 847 yards in returns. Also excelled on special teams, blocking three kicks over the course of his two years starting in the secondary. **SENIOR:** All-American third-team selection by *The NFL Draft Report* on defense and honorable mention on special teams. Added All-American honorable mention (*Pro Football Weekly*). All-Atlantic Coast Conference honorable mention from the league's media. Added All-ACC Academic Team accolades. Recipient of the James Tatum Award, as the top student-athlete among football players in the ACC. Voted to the ESPN Academic All-District II team. Earned the President's Cup Award for Academic Achievement. Winner of the Ray Krause Award as the team's MVP. Started all thirteen games at cornerback, ranking seventh on the team with 55 tackles (44 solos). Added two sacks for minus 7 yards and 2.5 stops for losses totaling 9 yards. Led the team with twelve pass break-ups and gained 21 yards on an interception return. Returned a blocked punt 12 yards and totaled a school season-record 847 yards on 31 kickoff returns while ranking eleventh in the nation with a 27.3-yard average. Added three tackles on special teams. **JUNIOR:** Academic All-Atlantic Coast Conference selection. Took over boundary cornerback duties, starting a eleven games. Finished fourth on the team with 73 tackles (41 solos). Added two sacks for minus 12 yards and 3.5 stops for losses of 17 yards.

Recovered two fumbles, returning one for 20 yards and a touchdown. Led the team with eight pass break-ups and had a 6-yard interception return. Blocked two punts for 6 yards in returns. **SOPHOMORE:** Played in eleven games, starting the final four contests in place of Gerrick McPhearson at cornerback (vs. Florida State, Virginia, Virginia Tech and Wake Forest). Managed to record 27 tackles (13 solos) with five quarterback pressures and two forced fumbles. Also had three pass deflections. **FRESHMAN:** Saw action in eleven games, recording two solo tackles, both coming in the Citadel contest.

PERSONAL: Graduated in December 2006 with a degree in Marketing. Earned Academic All-Atlantic Coast Conference honors in each of his last two years. Son of Valanda and the late Timothy Wilson. His father helped the Terps capture the Atlantic Coast Conference title in each of his three years at the school. His father went on to a career in the National Football League, where he was the blocking back for NFL Hall of Fame halfback Earl Campbell with the Houston Oilers. Josh still carries his father's NFL trading card for good luck. Josh's mother is currently enrolled at the School of Business at Maryland. Born Joshua Wilson on 3/11/85. Resides in Upper Marlboro, Maryland.





BRANDON MEBANE

Defensive Tackle 6-1 314
California

Rookie NFL Season
Rookie Seahawks Season
3rd Round 2007
January 15, 1985
Los Angeles, California

92

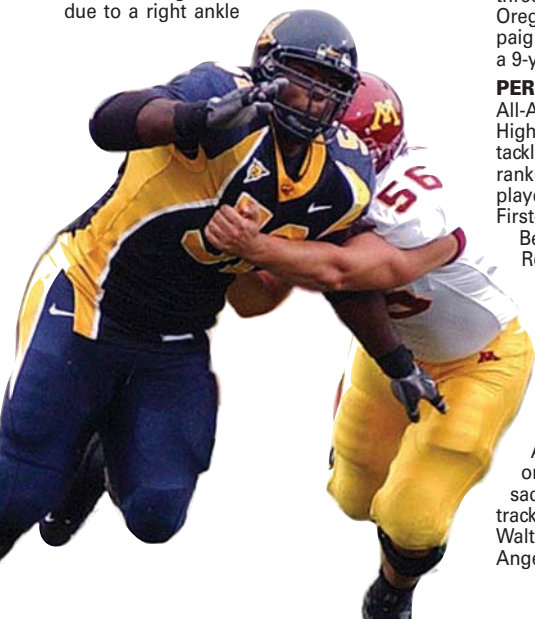
PRO: Selected with the 22nd pick in the third round (85th overall) of the 2007 NFL Draft. Only second player chosen from California in club history (Bobby Shaw, 1998). First defensive tackle selected by the club in the third round. First defensive tackle selected since Tim Ruskell took over as President/General Manager and fourth since 2003.

COLLEGE: Played in 41 games at California, starting 31. Collected 109 tackles (60 solos), 14.5 sacks and 16.5 stops for losses. Caused and recovered a fumble, adding two pass deflections and a safety. Ranks tied for 14th on the school's career record list with 14.5 quarterback sacks, joining Tom Canada (2001-02) and Cornell Collier (1988-91). His seven quarterback sacks in 2005 tied for 15th on Cal's season-record list.

SENIOR: All-American third-team choice by *The NFL Draft Report* and *Rivals.com*. All-Pac 10 Conference first-team selection. Played in all thirteen games, starting twelve contests at weak-side defensive tackle. Played, but did not start vs. Oregon State due to a right ankle

sprain. Finished with 52 tackles (21 solos). Ranked third on the team with ten stops for losses of 34 yards and placed fourth on the squad with four sacks for minus 21 yards. Also caused and recovered a fumble, registering one safety in the process. **JUNIOR:** All-Pac 10 Conference first-team selection. Named the team's Most Valuable Defensive Lineman. Despite starting ten games and playing in all twelve contests, Mebane was slowed at mid-season by a right ankle sprain that limited him to reserve duties in the Washington State and Oregon games. Recorded 29 tackles (16 solos), led the team with seven sacks for minus 44 yards and ranked third on the squad with 9.5 stops for losses of 49 yards. Also deflected one pass. **SOPHOMORE:** Started the final nine games at weak-side defensive tackle after Steve Kelly was lost for the season with a knee injury. Recorded 25 tackles (20 solos) with 2.5 sacks for minus 13 yards and six stops for minus 24 yards. Also deflected one pass. **FRESHMAN:** Gained valuable game experience as a true freshman, appearing in four contests. Made three solo tackles. Two of his stops came vs. Oregon State, while his lone sack of the campaign occurred in Tempe vs. Andrew Walter for a 9-yard loss vs. Arizona State.

PERSONAL: Earned Super Prep and Prep Star All-American honors as a senior at Crenshaw High School. Was rated the No. 24 defensive tackle in the country by *Rivals.com*, which also ranked him No. 55 on its California Top 100 players list and No. 67 on its West Top 100 chart. First-team Best of the West pick by the Long Beach Press-Telegram, as well as All-West Region first-team by *Sports Illustrated*, was also an All-State choice in 2002. Was selected 2001 Los Angeles City Defensive Player of the Year and was a three-time All-City, All-Central City and All-League selection. Recorded 75 tackles, 13 sacks and two fumble recoveries on defense and ran for five touchdowns at fullback as a senior, adding 2002 Los Angeles Central City Player of the Year honors. As a junior, posted 78 tackles and 19 sacks. Also performed as a shot putter in track. Social Welfare major. Son of Joyce and Walter Mebane. Born 1/15/85. Resides in Los Angeles, California.



BARAKA ATKINS

Defensive End
Miami

6-4 268

Rookie NFL Season
Rookie Seahawks Season
4th Round (A) 2007
September 28, 1984
Sarasota, Florida

96

PRO: Drafted with first of two fourth-round picks (120th overall) in the 2007 NFL Draft. Third consecutive year club has selected a defensive end. Second consecutive year team has selected a player out of Miami making him the 12th player selected from the school, most in franchise history.

COLLEGE: Versatile lineman who split time between defensive tackle and end during career at Miami. Played in 49 games, starting 45 times. Registered 175 tackles (84 solos), 18 sacks and 29.5 stops for loss. Added 52 quarterback pressures and nine pass deflections. Recovered three fumbles, including one for a touchdown and caused five fumbles. **RS**

SENIOR: All-Atlantic Coast Conference honorable mention. Started 10 games at left defensive end. Recorded 49 tackles (22 solos) with four sacks for minus 35 yards, nine stops for losses of 61 yards and eleven quarterback pressures. Recovered a pair of fumbles and deflected two passes.

RS JUNIOR: Atkins started eleven games at left defensive tackle, coming off the bench vs. Clemson while recovering from a knee sprain. Recorded a career-high 50 tackles (25 solos) with 2.5 sacks for minus 4 yards, five stops for losses of 8 yards and six quarterback pressures. Also deflected four passes. **RS**

SOPHOMORE: All-Atlantic Coast Conference honorable mention. Started at left defensive end the first eight games and at left tackle in the final four contests. Collected 33 tackles (15 solos) with 6.5 sacks for minus 43 yards. Added nine stops for losses of 41 yards and 19 quarterback pressures. Caused two fumbles and recovered one, returning it 52 yards for a touchdown. Also deflected two passes. **RS**

FRESHMAN: Earned third-team Freshman All-American honors by The Sporting News while Starting 12 games at left defensive end. Recorded 43 tackles (22 solos), including five sacks for minus 27 yards and 6.5 stops for loss-

es of 32 yards. Registered sixteen quarterback pressures and led the team with three forced fumbles. Also deflected one pass. **TRUE: FRESHMAN:** Redshirted as freshman.


PERSONAL: At Booker High School (Sarasota, Fla.), Atkins was regarded as one of the nation's top defensive end prospects. Played mainly strong-side defensive end and was rated the fourth-best defensive lineman in Florida and the 36th-best overall player in the state by Florida Prep Football. Was a member of the Atlanta Journal-Constitution's Super Southern 100 squad and earned first-team Class 5A All-State honors as a senior while recording 78 tackles, 25 sacks, forced four fumbles and four fumble recoveries, returning one for a touchdown. As a junior, he returned a blocked punt for a touchdown, adding 79 tackles and eight sacks. Named the defensive MVP of the University of Miami summer camp in June 2001 and participated in the Cali-Florida All-Star game, where he scored the only defensive touchdown. He also lettered in track and basketball.

Business Management major.

Son of Shelia and Fredd Atkins.

Father is the mayor of the city of Sarasota. Born 9/28/84.

Resides in Sarasota, Florida.



MANSFIELD WROTTO

Guard
Georgia Tech

6-3 320

Rookie NFL Season
Rookie Seahawks Season
4th Round (B) 2007
October 12, 1984
Snellville, Georgia

66

PRO: Chosen with the 24th selection of the 2007 NFL Draft (124th overall). First player selected out of Georgia Tech since 1999 (Charlie Rogers) and fifth overall. Fourth consecutive year club has selected a guard. College tackle will make switch to guard.


COLLEGE: Four-year starter who moved to offensive tackle before his senior year after three seasons at defensive tackle. Originally moved to offensive guard in the spring of 2005 but returned to defense for the 2005 season. Began working at offensive tackle during Tech's bowl practices last December. Started all but five games over his four seasons. Selected to play in the Senior Bowl following his senior season. **SENIOR:** Started every game at right tackle. Helped the offense rank second in the ACC in rushing (164.2 ypg) and blocked for the ACC's leading rusher, Tashard


Choice, gain 1,473 yards. Made a key play in Georgia Tech's win over NC State with a touchdown-saving tackle on an interception return.

JUNIOR: Totalled 13 tackles with 4.5 tackles for loss, including 3.5 sacks. Recorded sacks against North Carolina, Wake Forest and Virginia a half-sack against Georgia. Career-high four tackles against Virginia. Helped the defense rank in Top 20 nationally in total defense (10th), rushing defense (11th), pass efficiency defense (14th) and scoring defense (16th). **SOPHOMORE:** Totalled 18 tackles with 3.5 tackles for loss. Season-high three tackles with 1.5 tackles for loss in win at Maryland, helping hold the Terps to just 82 yards of total offense.

FRESHMAN: Recorded 14 tackles, including four tackles for loss. Had a sack and a fumble recovery against Georgia. Also had tackles for loss against NC State, Virginia and Tulsa.

PERSONAL: First-team all-state selection in Class 5A by the *Atlanta Journal-Constitution*. Named to the AJC's Top 50 in Georgia. Rated the No. 46 player in Georgia by Border Wars. Ranked among the nation's top 50 defensive tackles by Rivals, which also tabbed him the No. 42 prospect in Georgia. Registered 61 tackles, with five tackles for loss, 2.5 sacks and 16 quarterback hurries. Graded 92 percent with 46 knockdown blocks as an offensive lineman. Three-time letterman for coach Mark Crews at Brookwood High. Full name is Mansfield Chell Wrotto (pronounced ROTT-o). Parents are Mansfield and Jemmie Wrotto. Majored in Management.





WILL HERRING

Linebacker 6-3 235
Auburn

Rookie NFL Season
Rookie Seahawks Season
5th Round 2007
August 28, 1983
Opelika, Alabama

54

PRO: Chosen with the 24th pick in the 5th round (161st overall) of the 2007 NFL Draft. Fourth linebacker selected since Tim Ruskell took over in 2005. The club has now selected 39 linebackers, more than any other position.

COLLEGE: Played in 52 career games. Recorded 237 tackles, seven interceptions, 2.0 sacks, four fumble recoveries and one forced fumble.

RS SENIOR: Received the Eddie Welch Attitude and Effort Award for the defense during spring drills. Moved from free safety to linebacker during spring drills. Played in 12 games, registering 59 tackles, 2 interceptions, 1.5 sacks, one forced fumble and one fumble recovery.

RS JUNIOR: Coaches' All-SEC Second-Team, Associated Press All-SEC Second-Team, AFCA Good Works First Team, SEC Good Works Team Player of the Week (Sept. 10). Played in and started all 12 games. Led team with 69 tackles. Named Coaches' Defensive Player of the Week for his efforts against Arkansas, while recording seven tackles and blocked a 38-yard field goal attempt in the second quarter. Posted a career-high 13 tackles against Georgia Tech.

RS SOPHOMORE: Second on the team with 61 tackles and intercepted three passes. Recorded four tackles against Virginia Tech in the Nokia Sugar Bowl. Finished with three tackles against Tennessee in the SEC Championship. Collected Season-high 12 tackles against Tennessee. Tied for a team-high with eight tackles against LSU. Intercepted his fourth career pass against Louisiana-Monroe. Named the Coaches' Defensive Player of the Week for his performance against The Citadel, intercepting one pass.

RS FRESHMAN: Finished sixth on the team with 46 tackles. Started the last 11 games at safety and played in all 13. Named first-team Freshman All-SEC by *The*

Sporting News and the coaches. Tied for the team lead with three interceptions. Intercepted a pass in the fourth quarter which set up Auburn's game-winning touchdown against Wisconsin in the Music City Bowl. Intercepted a pass in the fourth quarter and totaled three tackles against Alabama. Led the team with eight tackles against Georgia. Totaled a season-high 10 tackles including one tackle for loss against Ole Miss. Finished with four tackles and broke up a pass in the end zone against LSU. Intercepted first career pass in the second quarter which resulted in an Auburn touchdown and had two tackles including one for loss against Mississippi State. Registered five tackles against Arkansas. Finished with four tackles, a quarterback hurry and a broken up pass against Tennessee. Tied for the team lead with four tackles in a start against Western Kentucky. Started against Vanderbilt and finished with two tackles and a fumble recovery. Selected as the Defensive MVP of A-Day after intercepting a pass and registering two tackles. **TRUE**

FRESHMAN: Redshirted as a freshman.

PERSONAL: Three-year starter at quarterback and led team to a 30-6 record during career. Final career numbers were 2,638 yards passing with 22 touchdowns

and 1,632 yards rushing with 27 touchdowns. Two-time Opelika High School Offensive MVP.

Opelika-Auburn News Super

10. Columbus Ledger-Enquirer Dandy Dozen.


Ranked as one of the top 20 players in the state of Alabama by *SuperPrep Magazine*.

Prep Star All-Region selection. Also played baseball and was a

two-time all-area selection. Member of the National Honor

Society. Son of Libba and Ron Herring. Two

siblings, Laura (24) and Rusty (20). Majoring in exercise science.



COURTNEY TAYLOR

Wide Receiver
Auburn

6-1 205

Rookie NFL Season
Rookie Seahawks Season
6th Round (A) 2007
April 7, 1984
Carrollton, Alabama

86

PRO: Selected with the 23rd pick in the 6th round (197th overall) of the 2007 NFL Draft. Third player selected from Auburn in as many years (Will Herring, Ben Obomanu) and second Tiger wide receiver selected (Obomanu). First time club has selected two players from the same school since 2004 (Niko Koutouvides, Craig Terrill; Purdue).

COLLEGE: In 50 games at Auburn, Taylor started 33 times. He holds the school career-record with 153 receptions and became only the fourth player in school history to gain over 2,000 yards receiving, totaling 2,098 yards (13.9 avg) with nine touchdowns. He added 139 yards on 14 carries (9.9 avg) and completed one pass attempt for a 28-yard score. He also excelled on the coverage units, recording twelve tackles (9 solos). **RS SENIOR:** All-Southeastern Conference honorable mention by The NFL Draft Report. Received the Pat Dye Leadership Award for the offense and the Most Improved Offensive Skill Player Award. Returned from an injury-plagued 2005 campaign to start all of the team's thirteen games, but missed most of the Alabama clash with a pulled hamstring. Still managed to lead the team with 54 receptions for 704 yards (13.0 avg) and two touchdowns. Rushed eight times for 70 yards (8.8 avg). Produced 33 first downs among his 54 grabs, converting 14-of-27 third-down plays. Had nine receptions for 20 yards or longer. Made key catches that set up seven touchdown drives and six others that ended with field goals. The opposition recovered one of his two fumbles and Courtney was penalized twice.

RS JUNIOR: A pre-season All-SEC first-

team choice, Taylor was limited to eleven games, starting vs. Georgia Tech and Ball State, due to a left high ankle sprain that forced him to sit out the Western Kentucky clash. The Biletnikoff Award nominee finished with 23 receptions for 288 yards (12.5 avg) and one touchdown. Fifteen of his catches were good for first downs, as he converted 5-of-15 third-down plays. Three of his grabs were for 20 yards or longer. **RS SOPHOMORE:** Earned *Associated Press* All-SEC honorable mention. Named the Most Improved Offensive Skill Player by the coaching staff. Courtney started thirteen games at flanker, leading the team with 43 receptions for 737 yards (ninth-best season total in school history) with six touchdowns (17.1 avg). Added 56 yards on three carries (18.7 avg) with a long of 23 yards and registered three solo tackles on special teams. **RS FRESHMAN:** Selected to Freshman All-SEC teams by *The Sporting News* and coaches. Started five of thirteen games and caught at least one pass in every contest. Finished second on the team with 34 catches for 379 yards (11.1 avg) and also recorded one solo tackl. Tied for the most catches (12) ever by an Auburn wide receiver in the first two games of a season. Had more catches in the first three games (15) than all but four players had in the entire season in 2002. **TRUE FRESHMAN:** Redshirted as a freshman.

PERSONAL: Attended Carrollton (Ala.) High School, playing football for head coach Eddie Hankins. Competed as a three-year starter at quarterback and cornerback. Collected 1,200 all-purpose yards passing and running, throwing for ten touchdowns as a senior. On defense, he recorded 76 tackles and six interceptions, leading his team to 10-2 record. Also competed in track and won the state Class A high jump as a junior. Talented basketball player that averaged over 20 points and 10 rebounds as a senior. Business/Logistics Marketing major. Son of Mary and Joe Walker. Born 4/07/84.

Resides in Carrollton, Alabama.



JORDAN KENT

Wide Receiver
Oregon

6-4 219

Rookie NFL Season
Rookie Seahawks Season
6th Round (B) 2007
July 24, 1984
Eugene, Oregon

82

PRO: Second of two sixth-round picks (210th Overall) for Seahawks. Second wide receiver selected in 2007 NFL Draft and fifth since 2003. Fourth player selected from Oregon, first since 1990 (Daryl Reed). Sixth time club has chosen two players of the same position in the same round.

COLLEGE: First three-sport athlete in the collegiate ranks since 2001-02, Kent was a valuable performer on Oregon's basketball and track teams before joining the football squad in 2005. Earned All-American honors in track, All-Pac 10 Conference academic accolades in basketball.

SENIOR: Started twelve of thirteen games at flanker/H-Back, ranking second on the team with 44 receptions for 491 yards (11.2 avg) and four touch-downs, adding 22 yards on a reverse. Produced 28 first downs among his 44 catches, converting 7-of-17 third-down plays. Caught five passes inside the red zone and had four receptions for 20 yards or longer. Gained over 100 yards receiving vs. both Oregon State and California, earning Offensive Player of the Game honors vs. each opponent. All-Pac 10 Conference honorable mention, adding Academic All-Pac 10 honors from the league's coaches. Super Sleeper Team selection and listed as the most underrated offensive player in Pac-10 Conference by The NFL Draft Report. Semi-finalist for the Draddy Award, given annually by the National Football Foundation and College Hall of Fame for academic and athletic excellence. Recipient of the team's Clarke Trophy, given to Oregon's Most Improved Player. Earned Academic All-Pac 10 Conference honorable mention in football and second-team accolades in basketball. Joined football team three weeks prior to season opener, appearing in the Houston, Montana, Southern California, Stanford, Washington, California, Washington State and Oregon State contests. Caught three passes for 114 yards (38.0 avg) with a touchdown.

PERSONAL: Attended Winston Churchill (Eugene, Ore.) High School, playing basketball and track, lettering four times in each sport. Led Churchill High to the state title in both sports as a junior and again in track as a senior. All-State first-team basketball selection, averaging 18 points per game while leading his hoops team

to a 20-4 record during his final year. Twice named High School Athlete of the Year (2001-02) at the Oregon Sports Award banquet. Recipient of school's Lancer Pride Award, given to the student who embodied what Churchill High was. Competed in the Nike All-America Basketball Camp in 2001. In track, he led the team to back-to-back state championships. Became first player in state history to win titles in four individual events, capturing the championships in the 400-, 200- and 100-meters dashes and the long jump as a senior. Also won the state titles in the 400- and 200-meter dashes and the long jump his junior season. Two-time state Track Athlete of the Year. Holds the state prep record in the 200-meters and the long jump. Career-best long jump of 25'-1 1/2" broke the previous state 41-year-old record of 24'-1 1/2" by Mel Renfro in 1960. Named to the school's Honor Roll four-straight years. Graduated from Oregon in May, 2006 with a degree in Business Administration. One of three children (brother, Marcus and sister, McKenzie) of Dianna and Ernie Kent. Father is the head coach of Oregon's basketball team (1998-present) Ernie was named 2002 Pac-10 Conference Coach of the Year and is the only coach to have led Oregon to three NCAA Tournament appearances, as well as Pac-10 regular season and tournament titles. Brother, Marcus, also played for the Oregon basketball team. Born Jordan Russell Kent on 7/24/84 in Dhaharan, Saudi Arabia. Resides in Eugene, Oregon.



STEVE VALLOS

Guard
Wake Forest

6-3 312

Rookie NFL Season
Rookie Seahawks Season
7th Round 2007
December 28, 1983
Boardman, Ohio

69


PRO: Drafted with the 22nd pick in the 7th round (232 overall) of the 2007 NFL Draft. Second player chosen from Wake Forest (Ryan Plackemeier) in as many years and third overall. College tackle will make switch to guard. Second guard chosen by club in 2007, fourth time club has selected two guards in same draft.

COLLEGE: Left Wake Forest as the school's all-time leader in career starts (48). **RS SENIOR:** Started 14 games, grading out at 90 percent for the season, the best final score of his career. Had 92.5 knockdown blocks, 23 more than any other teammate. Invited to play in the East-West Game. 1st Team All-American (Sports Illustrated, The Sporting News). 2nd Team All-American (Walter Camp). 1st Team All-ACC (Atlantic Coast Sports Media Association, College Football News) ACC Player of the Year (College Football News). Lombardi Trophy and Outland Trophy Watch List member. **RS**

JUNIOR: One of three players to start 11 games on offense for the Deacons. A Lombardi Trophy Watch List member. Honorable mention All-ACC. Named to the Raleigh News & Observer's All-Big Four Team. Helped lead the conference in rushing, averaging more than 197 yards per game. Graded out at 87 percent for the season with a team-best 146 knockdown blocks, third-most in a season by a Wake Forest offensive lineman in the Jim Grobe era and the most since Mark Moroz had 149 in 2002. **RS SOPHOMORE:** Started all 11 games, one of three players to start every game. Played all four line positions except center because of injuries. Led the Deacons with 144 knockdown blocks, 43 more than any other Deacon lineman. Earned a grade of 85 percent in 10 of 11 games. Had at least 10 knockdown blocks in nine of 11 games, including 19 against North Carolina and 18.5 against both Boston College and Virginia Tech. Named second team All-ACC by the Atlantic Coast Sports Media Association. Selected first team All-ACC by Rivals. **RS FRESHMAN:** Earned third-team Freshman All-America as well as Freshman All-ACC honors by The Sporting News. One of just two offensive linemen to start all 12 games and only redshirt freshman. Played in first career start at Boston College.

TRUE FRESHMAN: Redshirted as a freshman.

PERSONAL: Earned varsity letters in football, wrestling and track and field (discus and shot put events) at Boardman HS (Boardman, OH). Named to The Vindicator's All-Star team in all three sports. A first-team All-Steel Valley Conference pick in football and track. An All-Northeast Ohio football first-team selection. Received honorable mention on the AP All-Ohio team. Selected to participate in the North-South and "Big 33" all-star games. Helped lead Boardman to an 8-3 record in Ohio's Division I and a spot in the state playoffs. Coached by Garry Smith. Named The Vindicator's Wrestler of the Year. First-team All-Eastern Ohio wrestling selection. Holds the school's season (24) and career (58) pin records. Two-time qualifier for the state wrestling tournament, finishing second in Ohio as a senior. Finished third in the state in discus as a junior and senior. A honor roll and National Honor Society student. Majoring in communication. Member of the ACC Honor Roll. Born in Youngstown, Ohio. Son of Bill and Susan Vallos. Has two brothers, Jim and Zac.



ADDITIONAL FREE AGENTS

Dennis Davis, CB, 6-0, 190, 1st Year, Georgia Tech (Sicklerville, N.J.)



Signed by Seattle on January 19, 2007 and assigned to the Berlin Thunder of NFL Europa in April. Originally signed as an undrafted free agent by the Oakland Raiders on May 12, 2006 but was released in training camp, then spent one week (10/26-10/31) on the practice squad of the New York Giants. In four seasons at Georgia Tech, totaled 72 tackles, five interceptions and nine passes defended, including a career-high 31 tackles, three interceptions and 0.5 sacks his senior year. Was an all-state corner at Edgewood High and was named the


South Jersey Defensive Player of the Year by the Newark Star-Ledger and Philadelphia Inquirer. Also a two-time South Jersey Sprinter of the Year. Majored in management. Born November 24, 1982.

Derek Devine, QB, 6-3, 222, Rookie, Marshall (Wilsonville, Ore.)



Signed by Seattle on May 7, 2007 as a rookie free agent. Played in three games for the Thundering Herd, going one for six for 20 yards in two seasons. Transferred to Marshall in January 2005 after leading Mt. San Antonio College to an 8-3 record and a berth in the Southern California Playoffs in 2004. Completed 147 of 259 passes for 1,549 yards and 13 touchdowns that season. Majored in criminal justice. Born July 19, 1984.

Joe Fernandez, WR, 5-10, 182, Rookie, Fresno State (Morgan Hill, Calif.)



Signed with Seattle on May 2, 2007 as an undrafted rookie free agent. Played in 49 career games and finished ranked seventh in school history with 16 touchdowns. Led Fresno State in catches two of his four years, totaling 130 receptions for 1,553 yards (11.9 avg.) and 16 touchdowns. Also returned 13 punt returns for 186 yards (14.3 avg.) with a long of 72 and 13 kickoff returns for 249 yards (19.2 avg.). Led the team in touchdowns (4) his senior year and added 24 catches for 281 yards. Had a career-high catches (46), yards (561) and touchdowns (8) in 2005.

Caught 38 passes for 546 yards and four scores his sophomore year and 22 passes for 165 yards his first season. Was a two-time academic All-WAC honoree. Attended St. Francis High and was a first-team All-WCAL selection. In two seasons, had 54 receptions for 780 yards and nine touchdowns. Also played defensive back and named his team's offensive MVP. Father, Mervyn, played wide receiver for the Oakland/L.A. Raiders from 1987-92. Majored in philosophy and is working towards a master's, taking pre-law classes last season. Born October 25, 1984.

Patrick Ghee, FS, 6-1, 210, Rookie, Wake Forest (Kingsport, Tenn.)




Signed by Seattle as an undrafted rookie free agent on May 2, 2007. Started 36 of 48 career games collecting 210 tackles, four interceptions, six passes defended and three fumble recoveries. Made 36 straight starts beginning his sophomore year. Totaled career-high 67 tackles his senior year and had a career-high three interceptions. Tied a career-high and had a season-high 10 tackles against Connecticut. His 65 tackles his junior year ranked third on the team. Posted 17 tackles his first season and followed that with 51 tackles and two fumble recoveries his sophomore year. A two-time all-conference and All-Northeast


Tennessee selection out of Dobyns-Bennett High. Earned honorable mention all-state honors as a junior and senior as a linebacker. Made 84 tackles as a senior with ten tackles for loss, four sacks, two forced fumbles and one recovery, leading the Indians to a 12-2 finish. Also played defensive line, running back and wide receiver. Also played baseball and was an AP scholar. Graduated in just three years earning his diploma in August 2005 with a degree in computer science. Completing his master's degree in spring 2007. Brother, Brandon, will debut at cornerback for the Deacons this fall. Born May 5, 1984 in Fort Campbell, Tenn.

Marcus Green, DT, 6-1, 305, 2nd Year, Ohio State (Louisville, Ky.)

Signed to Seattle's active roster from the New York Giants practice squad on December 6, 2006. Made his NFL debut vs. San Diego (12/24) and played at Tampa Bay (12/31). Inactive for Seattle's two postseason contests. Originally signed by the New York Giants as an undrafted rookie free agent in April 2006. Started 21 of 46 games at Ohio State and finished career with 86 tackles (47 solo), three sacks, two forced fumbles and two fumble recoveries. Earned All-Big 10 honorable mention while starting all 12 games in 2005. Had a career-high 37 tackles (23 solo), one sack and a fumble recovery. Tallied 32 tackles and two sacks as a junior, starting seven of 12 games. In limited action his first two season, totaled 17 tackles (eight solo). Attended Louisville Male High School. Majored in consumer affairs. Born on September 27, 1983.

Kevin Hobbs, CB, 6-0, 188, 1st Year, Auburn (Tampa, Fla.)

Signed by Seattle on May 5, 2007. Originally signed by Seattle as an undrafted free agent on May 1, 2006 but was released after training camp. Had 11 tackles his senior season, including one in the Sugar Bowl against Virginia Tech. Impressed scouts at Auburn's annual Pro Day with a 4.34 40-yard dash. Moved from cornerback to safety his junior year and started one game. In 2003, played in all 13 games, starting seven and tied for the team-lead with three interceptions, including one returned 20 yards for a touchdown against Louisiana-Monroe. Was a walk-on at Auburn his sophomore year and sat out the season after transferring from Texas Southern (2001). Majored in business accounting. Born April 30, 1983.

Kenny James, RB, 5-10, 224, Rookie, Washington (Dos Palos, Calif.)


Signed by Seattle as an undrafted rookie free agent on May 2, 2007. Played in 40 career games for the University of Washington and carried the ball 431 times for 1,751 yards with 11 touchdowns. Also caught 37 passes for 263 yards and two scores. Played in 10 games in 2006 with eight starts to begin the year but missed two games (ankle). Rushed 108 times for 416 yards with three scores. Tallied a career-high 702 yards in 2004 on 172 carries and added five touchdowns. Appeared in all 11 games, starting every game except for the San Jose State contest. Led team in scoring, the first non-kicker to do so at UW since Rashaan Shehee in 1997. Ran for two touchdowns and career-high 189 yards, 179 in the second half, vs. San Jose State. The 189 yards were most by a UW tailback since Shehee in 1997 Aloha Bowl. Overcame a spring knee injury to have a successful freshman year. Appeared in all 12 games, starting the final five. His 530 rushing yards were second on the team. Led Dos Palos High to a 21-1 record and a pair of CIF Central Section titles in final two seasons, scoring 96 touchdowns and amassing nearly 5,000 yards rushing since the start of 2000. As a senior, totaled over 2,900 yards on the ground and 49 touchdowns. Set a CIF section record with 118 career touchdowns. Earned first-team all-league honors at running back and defensive back in each of his last two seasons. Was also co-MVP of North Sequoia League in 2000 and 2001. Fresno Bee's Player of the Year in 2001. Member of the Tacoma News-Tribune's "Western 100." A PrepStar and SuperPrep All-American in 2001. A first-team All-State pick by CalHiSports.com. As a junior, rushed for 2,413 yards and 54 touchdowns to earn first-team all-state underclass honors. Earned Dos Palos honor roll recognition three out of four years. Also lettered in baseball. Majored in sociology. Born on April 14, 1984.

Cameron Jensen, LB, 6-1, 240, Rookie, Brigham Young (Bountiful, Utah)

Signed with Seattle as an undrafted rookie free agent on May 2, 2007. Led his team in tackles in each of his collegiate seasons including three years for BYU and one season at Ricks JC. Played in 35 of 36 career games as a Cougar. A three-time All-Mountain West Conference honoree. Only BYU defender since 1977 to lead his team in tackles in three consecutive seasons. Two year team captain. Three-time Academic All-MWC. As a senior, named first team All-MWC. Led BYU in tackles with a career-high 107 (57 solo). Second on the team with four sacks and third on team with three interceptions. Played in 11 games during jun-

ior season and registered 84 tackles (44 solo). Started all 11 games in his first season at BYU. Recorded a team-leading 103 tackles and registered five double-digit tackle performances during the season. Redshirted in 2003 after returning from a church mission in Rostov, Russia. Prepped at Bountiful High School and helped lead the Braves to the 4A state championship game. Earned both 4A Most Valuable Player and Defensive Player of the Year honors as a senior. Graduated with a 3.85 grade-point average. His father, Gordon, played both basketball and baseball at the University of Utah. Born June 29, 1982.

Chris Jones, WR, 6-3, 205, 1st Year, Jackson State (Macon, Miss.)



Signed by Seattle as a free agent on January 4, 2007. Originally signed by the Minnesota Vikings as an undrafted rookie free agent on April 29, 2005. Began season on Vikings practice squad and added to active roster on December 21. Was inactive for final two games of 2005 season. Went to training camp with Minnesota last season but was released during training camp. Ended Jackson State career ranked third with 161 receptions and seventh with 2,017 yards. Posted a career-high 57 catches, 807 yards and nine touchdowns as a sophomore. Attended Noxubee High School, where he played quarterback and wide receiver.

Was an all-district honoree and invited to play in Mississippi North-South all-star game. Also played baseball and basketball. Majored in criminal justice. Born July 17, 1982.

Nick Jones, C, 6-3, 305, Rookie, Georgia (Bowdon, Ga.)



Signed with Seattle on May 2, 2007. Started at center for all 13 games his senior year and ended career with 42 consecutive starts. Second-Team All-SEC by AP and coaches and helped Georgia ranked second in the SEC in fewest sacks allowed (17). Named team's Most Valuable Offensive Player and a team captain. Part of senior class that compiled 40-12 record, 3-1 bowl record, played in two SEC championship games and won one SEC title (2005). Started all 24 games between his sophomore and junior seasons. Starting guard on 2005 team that ranked second in the SEC in scoring offense (29.5 ppg) and third in total


offense. Started at center the final five games of his freshman season. Scored a touchdown when recovered a fumble in the endzone at Georgia Tech. Recipient of Iron Man Award, presented to a player who "shows up every day for work, never late, and strains his potential in every endeavor." Atlanta Journal-Constitution Top 50 in Georgia and Class A All-State selection at Bowdon High. Defensive player of the year in Carroll County after he recorded 72 tackles as a defensive lineman as a senior. Also helped the baseball squad to the state finals as a junior. Born July 5, 1985.

Tyler Jones, K, 6-1, 195, 1st Year, Boise State (Boise, Idaho)



Signed by Seattle on May 7, 2007. Originally signed by the Washington Redskins on January 6, 2006 and played in NFL Europa. Totaled 294 career points for Boise State in four-year career (2001-2004) to finish third in that category with career marks of 46 of 60 field goals and 156 PATs. Finalist for Lou Groza Award as a senior after connecting on a career-high 24 of 27 field goals and 69 of 70 PATs for 141 points. Selected as a second-team All-American by the Associated Press, The Sporting News and the Walter Camp Football Foundation. Named Boise State's Special Teams Player of the Year after finishing third in the

country in scoring and was named first-team All-WAC. As a junior, set Boise State's record with 75 PATs and connected on 19 of 25 field goals, finishing with 132 points. Served his first two seasons primarily as a kickoff specialist after walking-on to the team. Two-year letterwinner at Borah High and was an honor roll member. Majored in international business. Born February 25, 1980.

Travis Lulay, QB, 6-2, 216, 1st Year, Montana State (Aumsville, Ore.)

Re-signed by Seattle on January 4, 2007 for his second stint with the club, then allocated to the Berlin Thunder of NFL Europa. Originally signed by Seattle as an undrafted rookie free agent on May 1, 2006. Passed for 10,746 yards and 58 touchdowns in four years at Division 1-AA Montana State, and engineered numerous late-game comebacks. Owns Montana State's record for career passing yards and for career, and single-season total offense. As a junior, his 516 passing yards at Sacramento State was Montana State's most-ever in a game. Attended Regis High School where he was named Oregon Offensive Player of the

Year as a senior, and was the state's Co-Player of the Year as a junior. Threw for 2,582 yards as a senior and amassed 7,344 yards with 80 touchdowns and only 28 interceptions during his career. He was a three-time all-conference baseball player and a two-time all-league choice in basketball. Graduated with a 3.91 grade-point average. Born September 27, 1983.

Lynn McGruder, DT, 6-1, 307, 1st Year, Oklahoma (Las Vegas, Nev.)

Signed by Seattle on January 10, 2007 and allocated to the Amsterdam Admirals of NFL Europa. Originally signed as an undrafted free agent by the Tampa Bay Buccaneers on April 26, 2005. Released by Tampa Bay and picked up by the Indianapolis Colts before being signed to the Cincinnati Bengals practice squad on September 6, 2005. Released by the Bengals on October 3 and signed to the Washington Redskins practice squad on October 25. Released by the Redskins one week later and re-signed with Tampa Bay on January 10, 2006. Released by the Bucs on July 28 and signed with Detroit, only to be let go after training

camp. Played in 37 games with 11 starts for the Sooners (2001-2004), and played in 10 games as a freshman at Tennessee (2000). Played in 13 games with 11 starts as a senior, totaling 24 tackles and one sack, earning All-Big 12 honorable mention by the coaches and Associated Press. Sat out the 2001 season after transferring from Tennessee. Played in ten games for Tennessee and registered six tackles and one sack as a reserve defensive lineman. Attended Cheyenne High School. Named Gatorade Player of the Year in Nevada as a senior and named to the Las Vegas Surf's Super 11. Sister, Claudette Mims, played three years of college volleyball at Henderson State and another sister, Ashley McGruder, played two years of basketball at Southwest Texas State. Majored in communications. Named the Big 12 Sportsman of the Year and nominated for the FWAA's Most Courageous Award in 2003 along with teammate Mark Clayton for his role in assisting accident victims following a serious automobile accident on I-35 near Norman, Okla. Dragged four people from a burning car and then put out the fire. Born February 13, 1982.


Jason Murphy, T/G, 6-2, 304, 1st Year, Virginia Tech (Baltimore, Md.)

Signed with Seattle on January 19, 2007 and allocated to the Frankfurt Galaxy of NFL Europa. Originally signed with the San Diego Chargers on May 8, 2006 but was released during training camp and signed for the first time by Seattle on August 10. Released by the Seahawks at the end of training camp. Named to the All-ACC team as a senior and was selected to play in the Hula Bowl. Started the last seven games of the 2004 season. Played in three games and had 27 offensive snaps as a sophomore after moving from defensive tackle to center. Played ten games at defensive tackle and had 15 tackles as a redshirt freshman.

Attended Edmondson High School. Named the Baltimore Sun Defensive Player of the Year. Earned first-team all-metro and all-state honors as a junior and senior and second-team all-metro as a sophomore. Lettered one year in lacrosse. Majored in apparel, housing and resource management at Virginia Tech. Born August 7, 1982.

Joe Newton, TE, 6-7, 258, Rookie, Oregon State (Roseburg, Ore.)


Signed by the Seahawks as an undrafted rookie free agent on May 2, 2007. Pac-10 honorable mention selection in 2006 with 36 receptions for 466 yards and a career-high tying seven touchdowns. Was a semi-finalist for the John Mackey Award (top TE). Ended Beavers career ranked fifth in career touchdown receptions with 15 (most-ever by a Beavers tight end). Missed the entire 2005 season with a lower left leg injury suffered in a testing exercise. Honorable mention All-Pac-10 in 2004 with 56 catches for 687 yards and seven scores. Led the team for receptions in five of the 11 games played. Second on the team in receptions, tops among Pac-10 tight ends, and co-led the team in touchdowns. Played in all 13 games as a redshirt freshman and had 13 catches for 155 yards and a score. Was a Parade Magazine All-American at Roseburg High. First-team Long Beach Press-Telegram Best in the West list after his senior season, receiving seven of the possible 10 votes for the team – the highest total ever by a prep player from Oregon at that time. In his career, had 68 receptions for 1,019 receiving yards and 18 touchdowns. As a senior, caught 21 passes for 298 yards and four touchdowns in nine games. SuperPrep Magazine rated him the top football player in the state. The Roseburg News-Review named him to its All-Century team. First-team all-state on offense and defense. Played defensive tackle and was named the Defensive Player of the Year for the Southern Oregon Conference. Also was a standout in basketball and track. Won the 4A state discus title as a senior with a toss of 178-10, which was more than 17 feet better than the second-place competitor. An all-league performer in basketball after averaging 18 points as a senior. In January of 2002, his football jersey (No. 87) was retired by Roseburg High. Majored in forest management. Born October 15, 1983.

Logan Payne, WR, 6-2, 205, Rookie, Minnesota (Lutz, Fla.)

Signed by Seattle as an undrafted rookie free agent on May 2, 2007. Played in 46 career games for the Golden Gophers and caught 96 passes for 1,333 yards and 11 touchdowns. Had career highs in catches (59), yards (804) and touchdowns (9) his senior year, leading the team in all categories. Posted 37 catches for 529 yards and two scores his junior season after seeing limited playing time his first two seasons. Graduated from Land O' Lakes High. Was all-county his junior and senior seasons and all-area his senior year along with being named the county and area player of the year. Also was an all-state selection. Totaled 109 receptions for 1,650 yards and 30 touchdowns for his career. Had 74 receptions for 1,250 yards and 23 touchdowns his senior year. Also played defensive back and intercepted two passes his senior season and eight for his career. Also played basketball and baseball. Was the team MVP for basketball and was an honor roll student all four years of high school. Born January 21, 1985.

Tony Robinson, LB, 6-1, 235, 1st Year, Carson-Newman (Winston-Salem, N.C.)

Signed with Seattle on January 4, 2007 and allocated to the Amsterdam Admirals of NFL Europa. Named All-South Atlantic Conference Defensive Player of the Year his senior year, recording 75 tackles and three sacks helping lead the Eagles defense rank second in the conference in overall defense and rushing defense. Named to the 2005 Daktronics All-Southeast Region Team. Transferred from Winston-Salem State where he played two seasons, totaling 60 tackles (44 solo) his redshirt freshman year and 129 (57 solo) his sophomore season. Named to the First-Team All-CIAA team both seasons and defensive player of the week ten times. Was the 2001 Defensive Player of the Year at West Forsyth High when he racked up a school-record 200 tackles with 12 sacks. Born in Lanstul, Germany on September 4, 1983.

Gerard Ross, CB, 6-1, 205, 2nd Year, Florida State (Jacksonville, Fla.)


Signed by Seattle as an undrafted free agent on May 1, 2006. Spent the entire 2006 season on the team's practice squad and signed to its active roster on January 12, 2007. Made NFL debut on special teams in the NFC Divisional Playoff Game at Chicago (1/14/07). Played in a total of 43 games at Florida State. As a senior, started the first four games of the season at cornerback before being slowed by a knee injury, and missed the final five games. Played in 11 games his junior year, backing up All-ACC second-team selection Bryant McFadden at left corner.

Saw a great deal of playing time on special teams. Sophomore year played in all 13 games, including the Orange Bowl game against Miami. Most of his playing time freshman year came on special teams. Had his first-career tackle in a victory against Georgia Tech. Majored in sports management. Attended Trinity Christian High School. Named to the PrepStar All-America team in 2000. Played both safety and quarterback. Born December 27, 1982.

Pat Ross, C, 6-3, 300, 2nd Year, Boston College (Reading, Ohio)

Signed with Seattle as an undrafted free agent on May 1, 2006 and spent the entire year on the practice squad. Winner of the 2005 Scanlan Award, the highest honor bestowed upon a Boston College football player; the award is given to a senior who excels on the field, in the classroom, and in the community. As one of two team captains his senior year, started all 12 games, finishing his career with 37 straight starts. Anchored an offensive line that was the ACC's biggest, weighing a collective 1,586 pounds. Helped pave the way his junior

year for 100-yard rushing performances by three different running backs. Sophomore year started all 13 games replacing Dan Koppen at center. As a redshirt freshman, saw significant playing time, and helped pave the way for another 1,000-yard rusher. Enrolled in the Carroll School of Management. Born March 16, 1983.


Joe Rubin, RB, 5-11, 224, 1st Year, Portland State (Tacoma, Wash.)

Signed by Seattle as a free agent on May 7, 2007. Finished Portland State career with 624 carries for 2,996 yards and 25 touchdowns in four years. In his full first year of starting in 2005, carried the ball 345 times for 1,702 yards and 17 touchdowns. Set school records for 100-yard rushing games in a season (10) and in a row (9). Posted a career-high 356 rushing yards on a Vikings school-record 47 carries and five touchdowns in a 41-17 win over Northern Colorado. Versus Division 1A opponents Oregon State and Boise State, he was over 100 yards in


both games, combining for 53 carries and 264 yards. Ranked third in the nation of I-AA schools in rushing. Selected first team I-AA All-American by the Associated Press, The Sports Network and the Walter Camp Football Foundation. Named first-team All-Big Sky and his team's Co-Most Valuable Player. Was honorable mention All-Big Sky Conference his junior year, starting five of ten games, where he totaled 825 yards on 165 carries and seven scores. Played in nine games, earning three starts his sophomore year and had 74 carries for 280 yards. Played in all 11 games as a freshman, mostly on special teams, and was second on the team in rushing with 40 carries for 189 yards and one touchdown. Lettered in football and track at Foss High. Named all-state as a senior. A three-time All-Narrows League running back. Team offensive MVP and captain for two years. Rushed for over 1,000 yards as a junior, and 643 yards in four games as a senior. Majored in Sociology. Born November 23, 1982.

Marcus Rucker, LB, 6-0, 235, Rookie, Rice (Magnolia, Ark.)

Signed by Seattle on May 7, 2007. Made the successful transition from running back to linebacker his senior year, finishing fourth on the team with 65 tackles and earning honorable mention recognition from the conference's coaches. Third on the squad with four sacks. Top tackle game came vs. Tulsa, when he posted 13 stops, two sacks and a fumble recovery. As a junior, played in five games as a reserve running back, gaining 94 yards on 20 carries and one score. Played in seven games with three starts his sophomore year. Gained 311 yards on 43 carries. Had 201 yards at San Jose State, scoring twice. Played in all 12 games with three starts his first year. Rushed for 306 yards and one touchdown on 49 carries. All-state running back at Magnolia High. A first-team selection on the Arkansas Gazette-Democrat's super team. Rushed for 2,132 yards and scored 22 touchdowns as a senior. Senior finalist for the Landers Award as the top high school player in the state. Twice voted the squad's MVP by his teammates. Also ran track and played basketball. Academic honors and activities include the National Honor Society, membership in Mu Alpha Theta (national math honorary), scholar-athlete banquet honoree, and a four-year member of the A/B honor roll. Mother, Rosalind, played college volleyball at Southern Arkansas (1981); two uncles, Michael and Glenn Davis, were both football lettermen at Arkansas State. Majored in economics/sports management. Born April 20, 1985.

Leonard Stephens, TE, 6-3, 252, 3rd Year, Howard (Brooklyn, N.Y.)

Signed by Seattle as a free agent on August 28, 2006 and to its practice squad on September 3 where he spent the entire season. Originally signed with the San Diego Chargers as an undrafted rookie free agent in April 2000. Released prior to the season and signed by Detroit in 2001 and was allocated to NFL Europe. Signed by the Redskins in 2002 and played in five games with one catch for 13 yards. Spent the 2003 and 2004 training camps with Washington and again allocated to NFL Europe for one more stint. Went to Detroit's camp in 2005 but was released before the season. Caught 18 passes for 275 yards in eight games as a senior at Howard. Prepped at West Windsor High in Princeton, N.J. Majored in marketing. Born July 9, 1978.

Kyle Stringer, P, 5-8, 198, Rookie, Boise State (Humble, Texas)


Signed by Seattle on May 2, 2007 as an undrafted rookie free agent. Named second-team All-WAC his senior year. Finished the regular season averaging 45.2 yards per punt on 39 punts. Did not have the minimum punts to qualify for the NCAA rankings, but would have ranked in the top 10 had he met the minimum standards. Downed eight punts inside the opponents 20-yards line. His junior year, punted 52 times for 2,159 yards with a long of 64 yards. Pinned opposing offenses inside the 20-yard line nine times. Named second-team All-WAC his sophomore year where he downed 12 inside the 20-yard line. Had a career-long punt of 72 yards. Also had punts of 52, 53 (three times), 55, 56, and 58 yards. Set position record in the power clean (286 pounds set in spring 2005). Walked-on to the football team in 2003. A first team all-district kicker while prepping at Humble High. As a junior, made eight-of-ten field goals with 36 touchbacks. During senior season had 40 touchbacks and a 38-yard punting average. Lettered in football and soccer. Majored in finance. Born May 10, 1985.

Nu'u Tafisi, DE, 6-2, 268, Rookie, California (Salt Lake City, Utah)

Signed with Seattle on May 2, 2007. Started 24 of 25 games in his two years at Cal after transferring from Mt. San Antonio College. A second-team All-Pac-10 selection and earned the team's Joe Roth Award (for courage, attitude and sportsmanship) his senior year. Posted 32 tackles (12 solo) and 5.5 sacks his final season. Debuted at Cal with 38 tackles (30 solo) and 3.5 sacks. Earned Junior College All-America first-team honors from the JC Athletic Bureau/California Community

College Football Coaches Association and landed on JC Gridwire's All-America second team. Recorded 59 tackles, including 16 sacks for club that etched an 8-3 record in 2004. Voted the league's Defensive Most Valuable Player. Graduated from high school at 16 and worked construction jobs until embarking on a two-year mission in 1999. Social welfare major. Name is pronounced NEW-ew Tah-FEE-see. Born June 30, 1981 in Samoa.

Eric Taylor, DT, 6-2, 309, 2nd Year, Memphis (Winchester, Tenn.)



Signed to Seattle's practice squad November 22, 2006. Originally a seventh round draft pick of the Pittsburgh Steelers in the 2004 NFL Draft. Spent the entire season on the Steelers practice squad. In 2005, went to camp with Pittsburgh and spent six weeks on its practice squad. Signed to Minnesota's practice squad in week 7 and moved up to its active roster. Made NFL debut at Detroit (12/4). Released and re-signed to Vikings practice squad. Started 24 of 39 games played at Memphis. Earned All-Conference USA honors his senior season with

4.0 sacks and a 52-yard interception return for a touchdown. Named the team's winner of the Glenn Jones 12th Man Award as a junior. Saw time as a reserve his sophomore and freshman seasons. Prepped at Franklin County High and was named all-region in 1998 and 1999. Tennessee all-state honorable mention as a junior and team MVP his junior and senior seasons as a tight end and linebacker. Also lettered in basketball. Majored in criminology. Born December 14, 1981.


C.J. Wallace, S, 6-0, 218, Rookie, Washington (Sacramento, Calif.)



Signed by Seattle as an undrafted rookie free agent on May 2, 2007. Started 29 of 45 career games as a Husky. Finished career with 258 tackles (160 solo), five forced fumbles and one fumble recovery. Posted a career-high 105 tackles (62 solo) in 2006 and tied career-high with 17 stops vs. Fresno State. Earned All-Pac 10 honorable mention his junior season, finishing with 86 tackles (59 solo) and a 17-tackle performance vs. Notre Dame. Played in all 11 games and started the final nine contests of the year as a sophomore. Was fourth on the team with 66 tack-

les. At Grant Union High, had 1,600 rushing yards and 25 touchdowns on offense and made 73 tackles at free safety as a senior. Led Pacers to 9-2 record and a berth in the 2002 Division I playoffs. An All-Metropolitan League honoree. Team was 9-2-1 in 2001 and won the Metro League Championship. Named to the Sacramento Bee's all-city team. Majored in american ethnic studies. Full name is Cecil James Wallace, Jr. Born April 17, 1985.

Kyle Williams, T, 6-6, 305, Rookie, USC (Dallas, Texas)



Signed by Seattle on June 1, 2007 as an undrafted rookie free agent. Played four years at USC with 49 games played, with 13 starts at right tackle his redshirt senior year. Was primarily a backup and special teams performer his first three seasons. Prepped at Highland Park High and named a 2001 Super Prep All-American, Prep Star All-American, Tom Lemming All-American, Max Emfinger All-American, Prep Star Dream Team, Super Prep All-Southwest, Prep Star All-Midlands Region, Student Sports All-Southwest first team, all-state,

Dave Campbell Football Magazine Texas 4-1 Player of the Year finalist, Old Spice Lone Star All-Star team, all-area and all-district as a senior. His father, Scott, played college basketball. An uncle, Eric Williams, was a defensive lineman with the Detroit Lions (1984-89) and Washington Redskins (1990-93) after earning 1983 All-Pac-10 first team honors in his three years (1981-83) at Washington State. His grandfather, Roy Williams, played for the Detroit Lions and San Francisco 49ers. Another uncle played professional basketball in Europe, while his other grandfather played three sports at Lehigh in the 1960s. Majored in communications. Born March 19, 1984.

DRAFT SUMMARIES

1976 VETERAN ALLOCATION

| Player, | Pos. | Former Team | Player, | Pos. | Former Team |
|----------------|------|---------------|-----------------|------|---------------|
| Wayne Baker | DT | San Francisco | Gordon Jolley | T | Detroit |
| Carl Barisich | DT | Cleveland | Gary Keithley | QB | St. Louis |
| Nick Bebout | T | Atlanta | Art Kuehn | C | Washington |
| Lyle Blackwood | DB | Cincinnati | Kerry Marbury | RB | New England |
| Ed Bradley | LB | Pittsburgh | Al Matthews | DB | Green Bay |
| Dave Brown | DB | Pittsburgh | Sam McCullum | WR | Minnesota |
| Don Clune | WR | N.Y. Giants | John McMakin | TE | Detroit |
| Rondy Colbert | DB | N.Y. Giants | Eddie McMillan | DB | L.A. Rams |
| Dwayne Crump | DB | St. Louis | Bill Olds | RB | Baltimore |
| Mike Curtis | LB | Baltimore | Jesse O'Neal | DE | Houston |
| Jerry Davis | DB | N.Y. Jets | Joe Owens | DE | New Orleans |
| John Demarie | G | Cleveland | Bob Penchion | G | San Francisco |
| Norm Evans | T | Miami | Bob Picard | WR | Philadelphia |
| Ken Geddes | LB | L.A. Rams | Rocky Rasley | G | Kansas City |
| Gary Hayman | RB | Buffalo | Steve Taylor | DB | Denver |
| Fred Hoaglin | C | Houston | Dave Tipton | DE | San Diego |
| Neil Graff | QB | New England | Charles Waddell | TE | San Diego |
| Don Hansen | LB | Atlanta | Larry Woods | DT | N.Y. Jets |
| Ron Howard | TE | Dallas | Rolly Woolsey | DB | Dallas |
| Ken Hutcherson | LB | Green Bay | | | |

1976 COLLEGE DRAFT

| Rd. | Player | Pos. | College | Rd. | Player | Pos. | College |
|-----|-------------------------|------|----------------|-----|-------------------------|------|------------------|
| 1. | Steve Niehaus (2, 2) | DT | Notre Dame | 6. | Alvis Darby (1, 157) | TE | Florida |
| 2a. | Sammy Green (1, 29) | LB | Florida | 7. | Dick Dixon (2, 184) | DT | Arkansas St. |
| 2b. | Sherman Smith (30, 58) | RB | Miami, OH | 8. | Larry Shipp (1, 210) | WR | LSU |
| 2c. | Steve Raible (31, 59) | WR | Georgia Tech | 9. | Bob Bos (2, 239) | T | Iowa St. |
| 3a. | Jeff Lloyd (2, 62) | DE | West Texas St. | 10. | Randy Coffield (1, 266) | LB | Florida St. |
| 3b. | Rick Engles (29, 89) | P | Tulsa | 11. | Keith Muehr (2, 293) | P | SW Louisiana |
| 3c. | Don Bitterlich (32, 92) | K | Temple | 12. | Ron Barnett (1, 320) | WR | Texas-Arlington |
| 4a. | Steve Myer (1, 93) | QB | New Mexico | 13. | Andy Reid (2, 349) | RB | Georgia |
| 4b. | Randy Johnson (30, 122) | G | Georgia | 14. | Jarvis Blinks (1, 376) | DB | Northwestern St. |
| 4c. | Andrew Bolton (31, 123) | RB | Fisk | 15. | Dan Smith (2, 405) | T | Washington St. |
| 5a. | Don Dufek (2, 126) | DB | Michigan | 16. | Jeff Urczyk (1, 432) | G | Georgia Tech |
| 5b. | Ernie Jones (29, 153) | DB | Miami | 17. | Chris Rowland (2, 461) | QB | Washington |
| 5c. | Larry Bates (32, 156) | FB | Miami | | | | |

1977 COLLEGE DRAFT

| Rd. | Player | Pos. | College | Rd. | Player | Pos. | College |
|-----|--|------|--------------|-----|--|-------|--------------|
| 1a. | (choice traded to Dallas) | | | 3. | Dennis Boyd (2, 58) | DE | Oregon St. |
| 1b. | Steve August (14, 14) | G | Tulsa | 4a. | John Yarno (3, 87) | C | Idaho |
| | (choice from Dallas) | | | 4b. | Larry Seivers, (27, 111) | WR | Tennessee |
| 2a. | Tom Lynch (2, 30) | T | Boston Coll. | | (choice from Minnesota for Ahmad Rashad, WR) | | |
| | (choice from Dallas) | | | 5. | (choice traded to Detroit for Bill Munson, QB) | | |
| 2b. | (choice traded to L.A. Rams for draft choice and Geoff Reece, C) | | | 6. | Tony Benjamin (3, 142) | FB | Duke |
| 2c. | Terry Beeson (23, 41) | LB | Kansas | 7. | David Sims (2, 169) | RB-FB | Georgia Tech |
| | (choice from Dallas) | | | 8. | (choice traded to Houston for Steve Largent, WR) | | |
| 2d. | Peter Cronan (2, 51) | LB | Boston Coll. | 9. | George Adzick (2, 225) | S | Minnesota |
| | (choice from L.A. Rams) | | | 10. | Sam Adkins (3, 254) | QB | Wichita St. |
| 2e. | (choice traded to Dallas for Duke Ferguson, WR) (choice from Dallas) | | | 11. | Bill Westbeld (2, 281) | T | Dayton |
| | | | | 12. | I.V. Wilson (22, 329) | DT | Tulsa |

1978 COLLEGE DRAFT

| Rd. | Player | Pos. | College | Rd. | Player | Pos. | College |
|-----|--|------|-------------|------|--|------|-----------|
| 1. | Keith Simpson (9, 9) | DB | Memphis St. | 9. | Rich Grimmett (9, 231) | T | Illinois |
| 2. | Keith Butler (8, 36) | LB | Memphis St. | 10. | Rob Stewart (8, 258) | WR | Lafayette |
| 3. | Bob Jury (7, 63) | DB | Pittsburgh | 11a. | (choice traded to New Orleans for Andy Dorris, DE) | | |
| 4. | Al Hunter | RB | Notre Dame | 11b. | George Halas (23, 301) | LB | Miami |
| | (choice exercised in 1977 supplemental draft) | | | | (choice from Miami for Carl Barisich, DE) | | |
| 5. | Louis Bullard (9, 119) | T | Jackson St. | 12. | Jeff Bergeron (10, 316) | RB | Lamar |
| 6. | Glenn Starks (8, 146) | WR | Texas A&I | | | | |
| 7. | John Harris (7, 173) | DB | Arizona St. | | | | |
| 8. | (choice traded to Minnesota for Autry Beamon, S and Amos Martin, LB) | | | | | | |

1979 COLLEGE DRAFT

| Rd. | Player | Pos. | College | Rd. | Player | Pos. | College |
|-----|--|------|--------------|-----|--|------|--------------|
| 1. | Manu Tuiaosopo (18, 18) | DT | UCLA | 6. | (choice traded to Dallas for Bill Gregory, DE) | | |
| 2. | Joe Norman (17, 45) | LB | Indiana | 7a. | Larry Polowski (4, 169) | LB | Boise St. |
| 3a. | Michael Jackson (1, 57) | LB | Washington | | (choice from Washington for Don Testerman, FB) | | |
| | (choice from San Francisco for Bob Jury, S) | | | 7b. | (choice traded to Washington in Don Testerman transaction) | | |
| 3b. | (choice traded to Dallas for Bill Gregory, DE) | | | 8. | (choice traded to Detroit for Ernie Price, DE) | | |
| 3c. | (choice traded to San Francisco in Bob Jury trade) | | | 9. | Ezra Tate (20, 240) | RB | Miss. St. |
| 4a. | (choice voluntarily given to Buffalo for Ahmad Rashad signing) | | | 10. | Robert Hardy (19, 267) | DT | Jackson St. |
| | (choice acquired from Tampa Bay for Larry Seivers, WR) | | | 11. | Jim Hinesly (18, 293) | G | Michigan St. |
| 4b. | Mark Bell (20, 102) | TE | Colorado St. | 12. | Jeff Moore (16, 319) | RB | Jackson St. |
| 5. | (choice traded to Dallas for Efen Herrera, K) | | | | | | |

1980 COLLEGE DRAFT

| Rd. | Player | Pos. | College | Rd. | Player | Pos. | College |
|-----|--|------|-------------------|------|---|------|----------------|
| 1a. | Jacob Green (10, 10) | DE | Texas A&M | 7. | (choice traded to N.Y. Giants for Dan Doornink, FB) | | |
| | (choice from Buffalo) | | | 8a. | Vic Minor (11, 204) | S | Northeast LA |
| 1b. | (choice traded to Buffalo) | | | | (choice from Minnesota for Steve Niehaus, DT) | | |
| 2. | Andre Hines (16, 44) | T | Stanford | 8b. | Jack Cosgrove (14, 207) | C | Pacific |
| 3. | (choice traded to Buffalo) | | | 9. | Jim Swift (17, 238) | T | Iowa |
| 4. | Terry Dion (14, 97) | DE | Oregon | 10a. | Ron Essink (16, 265) | T | Grand Val. St. |
| 5a. | Joe Steele (17, 127) | RB | Washington | 10b. | Billy Reeves (25, 274) | WR | Morris Brown |
| 5b. | Daniel Jacobs (22, 132) | DE | Winston-Salem St. | | (choice from Houston for Sammy Green, LB) | | |
| | (choice from Washington for Don Testerman, FB) | | | 11. | Tali Ena (15, 292) | RB | Washington St. |
| 6. | Mark McNeal (15, 153) | DE | Idaho | 12. | Presnell Gilbert (14, 319) | CB | U.S. Int'l. |

1981 COLLEGE DRAFT

| Rd. | Player | Pos. | College | Rd. | Player | Pos. | College |
|-----|---|------|-----------------|-----|--|------|----------------|
| 1. | Kenny Easley (1, 4) | S | UCLA | 8. | Eric Lane (3, 196) | RB | BYU |
| 2. | David Hughes (3, 31) | FB | Boise St. | 9a. | Jim Stone (2, 223) | RB | Notre Dame |
| 3. | Bill Dugan (2, 58) | G | Penn St. | 9b. | Jim Whately (15, 236) | WR | Washington St. |
| 4. | Scott Phillips (4, 87) | WR | BYU | | (choice from Minnesota for Nick Bebout, T) | | |
| 5. | Edwin Bailey (3, 114) | G | S. Carolina St. | 10. | Ken Dawson (4, 252) | RB | Savannah St. |
| 6. | Steve Durham (2, 140) | DE | Clemson | 11. | Lance Olander (3, 279) | RB | Colorado |
| 7a. | Ron Johnson (4, 170) | WR | Long Beach | 12. | Jeff Bednarek (2, 306) | DT | Pacific |
| 7b. | Brad Scovill (20, 186) | TE | Penn St. | | | | |
| | (choice from Houston for Sammy Green, LB) | | | | | | |

1982 COLLEGE DRAFT

| Rd. | Player | Pos. | College | Rd. | Player | Pos. | College |
|-----|---|------|---------|-----|--------------------------|------|------------|
| 1. | Jeff Bryant (6, 6) | DE | Clemson | 6. | Jack Campbell (5, 144) | T | Utah |
| 2. | Bruce Scholtz (6, 33) | LB | Texas | 7. | Eugene Williams (7, 174) | LB | Tulsa |
| 3a. | (choice traded to New England for Horace Ivory, RB) | | | 8. | Chester Cooper (6, 201) | WR | Minnesota |
| 3b. | Pete Metzelaars (20, 75) | TE | Wabash | 9. | David Jefferson (5, 228) | LB | Miami |
| | (choice from Buffalo for Tom Lynch, G) | | | 10. | Craig Austin (7, 258) | LB | So. Dakota |
| 4. | (choice traded to St. Louis for Theotis Brown, RB) | | | 11. | Sam Clancy (5, 284) | TE | Pittsburgh |
| 5. | (choice traded to L.A. Rams for Jim Jodat, FB) | | | 12. | Frank Naylor (5, 311) | C | Rutgers |

1983 COLLEGE DRAFT

| Rd. | Player | Pos. | College | Rd. | Player | Pos. | College |
|-----|--|------|----------|-----|---------------------------|------|-------------|
| 1a. | Curt Warner (3, 3) | RB | Penn St. | 6. | Reginald Gipson (10, 150) | FB | Alabama A&M |
| | (choice from Houston) | | | 7. | Sam Merriman (9, 177) | LB | Idaho |
| 1b. | (choice traded to Houston) | | | 8. | Matt Hernandez (14, 210) | T | Purdue |
| 2. | (choice traded to Houston) | | | 9. | Bob Clasby (12, 236) | T | Notre Dame |
| 3. | (choice traded to Houston) | | | 10. | Pete Speros (12, 263) | G | Penn St. |
| 4. | (choice traded to St. Louis for Theotis Brown, RB) | | | 11. | Bob Mayberry (11, 290) | G | Clemson |
| 5. | Chris Castor (11, 123) | WR | Duke | 12. | Don Dow (10, 317) | T | Washington |

1984 COLLEGE DRAFT

| Rd. | Player | Pos. | College | Rd. | Player | Pos. | College |
|-----|--|------|----------------|-----|--|------|------------|
| 1. | Terry Taylor (22, 22) | CB | So. Illinois | 5b. | (choice traded to Baltimore for Robert Pratt, G) | | |
| 2. | Daryl Turner (21, 49) | WR | Michigan St. | 6. | John Kaiser (22, 162) | LB | Arizona |
| 3. | Fredd Young (20, 76) | LB | New Mexico St. | 7. | Sam Slater (21, 189) | T | Weber St. |
| 4a. | Rickey Hagood (2, 86) | NT | S. Carolina | 8. | John Puzar (20, 216) | C | Long Beach |
| | (choice from San Francisco for Manu Tuiaosopo, NT) | | | 9. | Adam Schreiber (19, 243) | G | Texas |
| 4b. | (choice traded to Baltimore for Roger Carr, WR) | | | 10. | Randall Morris (18, 270) | RB | Tennessee |
| 5a. | (choice traded to N.Y. Giants for Terry Jackson, CB) | | | 11. | Steve Gemza (22, 302) | T | UCLA |
| | (choice acquired from San Diego for Roger Carr, WR) | | | 12. | Theo Windham (21, 329) | S | Utah St. |

1984 SUPPLEMENTAL DRAFT

| Rd. | Player | Pos. | College | Rd. | Player | Pos. | College |
|-----|---------------|------|---------------|-----|--------------|------|---------|
| 1. | Gordon Hudson | TE | BYU | 3. | Frank Seurer | QB | Kansas |
| 2. | Alvin Powell | G | Winston Salem | | | | |

1985 COLLEGE DRAFT

| Rd. | Player | Pos. | College | Rd. | Player | Pos. | College |
|-----|---|------|---------------------|------|--|------|--------------|
| 1. | (choice traded to Cincinnati for Blair Bush, C) | | | 6. | (choice traded to N.Y. Giants for Terry Jackson, CB) | | |
| 2. | Owen Gill (25, 53) | FB | Iowa | 7. | Ron Mattes (25, 193) | T | Virginia |
| 3. | Danny Greene (25, 81) | WR | Washington | 8. | Judious Lewis (25, 221) | WR | Arkansas St. |
| 4. | Tony Davis (25, 109) | TE | Missouri | 9. | Bob Otto (24, 248) | DE | Idaho St. |
| 5a. | Mark Napolitan (11, 123) | C | Michigan St. | 10a. | John Conner (25, 227) | QB | Arizona |
| | (choice from San Diego for Roger Carr, WR) | | | 10b. | James Bowers (28, 280) | S | Memphis St. |
| 5b. | Arnold Brown (16, 128) | CB | N. Carolina Central | | (choice from San Francisco for Manu Tuiaosopo, NT) | | |
| | (choice from Pittsburgh for Steve August, T) | | | 11. | Louis Cooper (25, 305) | LB | W. Carolina |
| 5c. | Johnnie Jones (25, 137) | RB | Tennessee | 12. | (choice traded to Buffalo for Reggie McKenzie, G) | | |

1986 COLLEGE DRAFT

| Rd. | Player | Pos. | College | Rd. | Player | Pos. | College |
|-----|--|------|-----------------|-----|--|------|-------------|
| 1. | John L. Williams (1, 15) | FB | Florida | 7b. | Paul Miles (15, 181) | RB | Nebraska |
| 2. | (choice traded to New England for Bob Cryder, T) | | | | (choice from Cleveland for the rights to Sam Clancy, DE) | | |
| 3. | Patrick Hunter (13, 68) | CB | Nevada-Reno | 8. | Alonzo Mitz (17, 211) | DE | Florida |
| 4. | (choice traded to Cincinnati for Dan Ross, TE) | | | 9. | Michael Black (16, 237) | T | Sacram. St. |
| 5. | Bobby Joe Edmonds (16, 126) | WR | Arkansas | 10. | Don Fairbanks (15, 264) | DE | Colorado |
| 6. | Eddie Anderson (15, 153) | S | Fort Valley St. | 11. | David Norrie (14, 291) | QB | UCLA |
| 7a. | (choice traded to Buffalo for Jon Borchardt, G) | | | 12. | John McVeigh (16, 321) | LB | Miami |

1987 COLLEGE DRAFT

| Rd. | Player | Pos. | College | Rd. | Player | Pos. | College |
|-----|---|------|--------------|------|--|------|----------------|
| 1. | Tony Woods (18, 18) | LB | Pittsburgh | 7b. | Derek Tennell (17, 185) | TE | UCLA |
| 2. | David Wyman (17, 45) | LB | Stanford | 8. | Sammy Garza (21, 216) | QB | Texas-El Paso |
| 3. | (choice traded to Cincinnati for Mike Wilson, T) | | | 9. | M.L. Johnson (20, 243) | LB | Hawaii |
| 4. | Mark Moore (20, 104) | S | Oklahoma St. | 10. | Louis Clark (19, 270) | WR | Miss. St. |
| 5a. | Tommie Agee (7, 119) | FB | Auburn | 11. | Daryl Oliver (18, 297) | RB | Miami |
| | (choice from Detroit for Shelton Robinson, LB) | | | 12a. | Wes Dove (5, 312) | DE | Syracuse |
| 5b. | Ruben Rodriguez (19, 131) | P | Arizona | | (choice from Green Bay for Dan Ross, TE) | | |
| 6. | (choice traded to Philadelphia for Greg Naron, G) | | | 12b. | Tony Burse (17, 324) | FB | Mid. Tenn. St. |
| 7a. | Roland Barbay (16, 184) | NT | LSU | | | | |
| | (choice from Minnesota for John Harris, S) | | | | | | |

1988 COLLEGE DRAFT

| Rd. | Player | Pos. | College | Rd. | Player | Pos. | College |
|-----|--|------|----------|------|--|------|-----------------|
| 1. | Brian Bosworth | LB | Oklahoma | 6. | Roy Hart (21, 158) | NT | South Carolina |
| | (choice exercised in 1987 supplemental draft) | | | 7. | Ray Jackson (20, 185) | CB | Ohio St. |
| 2. | Brian Blades (2, 22) | WR | Miami | 8. | Robert Tyler (22, 215) | TE | S. Carolina St. |
| 3. | Tommy Kane (3, 20) | WR | Syracuse | 9. | Deatrich Wise (21, 242) | NT | Jackson St. |
| 4. | Kevin Harmon (19, 101) | RB | Iowa | 10. | Derwin Jones (20, 269) | DE | Miami |
| 5a. | (choice traded to Phoenix for Kelly Stouffer, QB). | | | 11a. | Rick McLeod | T | Washington |
| | (choice from Dallas for Ron Essink, T) | | | | (choice from Green Bay for Dave Brown, CB) | | |
| 5b. | (choice traded to San Francisco for Jeff Kemp, QB) | | | 11b. | Dwayne Harper (22, 299) | CB | S. Carolina St. |
| | | | | 12. | Dave DesRochers (21, 326) | T | San Diego St. |

1989 COLLEGE DRAFT

| Rd. | Player | Pos. | College | Rd. | Player | Pos. | College |
|-----|---|-------|-----------------|-----|---|------|----------------|
| 1a. | Andy Heck (15, 15) | T | Notre Dame | 5. | (choice traded to Phoenix for Kelly Stouffer, QB) | | |
| | (choice from Indianapolis for Fredd Young, LB) | | | 6. | (choice traded to Tampa Bay with Randy Edwards, NT for Ron Heller, T) | | |
| 1b. | (choice traded to Phoenix for Kelly Stouffer, QB) | | | 7. | Mike Nettles (17, 184) | CB | Memphis St. |
| 2. | Joe Tofflemire (16, 44) | C | Arizona | 8. | Marlin Williams (16, 211) | DE | W. Illinois |
| 3. | Elroy Harris (15, 71) | RB | E. Kentucky | 9. | David Franks (15, 238) | G | Connecticut |
| 4a. | Travis McNeal (17, 101) | TE | Tenn.-Chat. | 10. | Derrick Fenner (17, 268) | RB | North Carolina |
| 4b. | James Henry (19, 103) | RS/CB | So. Mississippi | 11. | Mike Baum (16, 295) | DE | Northwestern |
| | (choice from Philadelphia for Ron Heller, T) | | | 12. | R.J. Kors (15, 322) | S | Long Beach |

1990 COLLEGE DRAFT

| Rd. | Player | Pos. | College | Rd. | Player | Pos. | College |
|-----|--|------|----------|-----|--|------|--------------|
| 1a. | Cortez Kennedy (3, 3) | DT | Miami | 4. | Chris Warren (8, 89) | RB | Ferrum |
| | (choice from New England) | | | 5. | Eric Hayes (10, 119) | DT | Florida St. |
| 1b. | (choice traded to New England) | | | 6. | Ned Bolcar (9, 146) | LB | Notre Dame |
| 1c. | (choice traded to New England) | | | 7. | Bob Kula (10, 175) | T | Michigan St. |
| | (choice from Indianapolis for Fredd Young, LB) | | | 8. | Bill Hitchcock (9, 202) | T | Purdue |
| 2a. | Terry Wooden (4, 29) | LB | Syracuse | 9. | (choice traded to Dallas for Daryl Smith, T) | | |
| | (choice acquired from New England) | | | 10. | Robert Morris (9, 257) | DE | Valdosta St. |
| 2b. | Robert Blackmon (9, 34) | S | Baylor | 11. | Daryl Reed (10, 286) | CB | Oregon |
| 3. | (choice traded to New England) | | | 12. | John Gromos (8, 312) | QB | Vanderbilt |

1991 COLLEGE DRAFT

| Rd. | Player | Pos. | College | Rd. | Player | Pos. | College |
|-----|--|------|---------------|-----|---|------|---------------|
| 1. | Dan McGwire (16, 16) | QB | San Diego St. | 6. | Michael Sinclair (16, 155) | DE | E. New Mexico |
| 2a. | (choice traded to L.A. Raiders) | | | 7. | (choice traded to Atlanta for Ronnie Lee, T) | | |
| 2b. | Doug Thomas (24, 51) | WR | Clemson | 8. | (choice traded to L.A. Raiders for Vann McElroy, S) | | |
| | (choice from L.A. Raiders) | | | 9. | (choice traded to Cleveland for Bob Buczkowski, DE) | | |
| 3. | David Daniels (19, 74) | WR | Penn St. | 10. | Erik Ringoen (16, 266) | LB | Hofstra |
| 4a. | (choice traded to New England in 1990) | | | 11. | Tony Stewart (19, 297) | RB | Iowa |
| 4b. | John Kasay (17, 128) | K | Georgia | 12. | Ike Harris (18, 324) | T | S. Carolina |
| | (choice from L.A. Raiders) | | | | | | |
| 5. | Harlan Davis (16, 155) | CB | Tennessee | | | | |

1992 COLLEGE DRAFT

| Rd. | Player | Pos. | College | Rd. | Player | Pos. | College |
|-----|---|------|---------------|------|---|------|--------------|
| 1. | Ray Roberts (10, 10) | T | Virginia | 8. | Muhammad Shamsid-Deen, (11, 207) | RB | Tenn.-Chat. |
| 2. | (choice traded to Minnesota for Keith Millard, DT) | | | 9. | Larry Stayner (10, 234) | TE | Boise St. |
| 3. | Bob Spitulski (10, 66) | LB | Cent. Florida | 10. | Anthony Hamlet (11, 263) | DE | Miami |
| 4. | (choice traded to New Orleans for Rueben Mayes, RB) | | | 11. | Kris Rongen (10, 290) | G | Washington |
| 5. | Gary Dandridge (10, 122) | S | Appala. St. | 12a. | Chico Fraley (11, 319) | LB | Washington |
| 6. | Michael Bates (10, 150) | WR | Arizona | 12b. | John MacNeill (12, 320) | DE | Michigan St. |
| 7. | Mike Frier (10, 178) | DE | Appala. St. | | (choice from N.Y. Jets in compensation for Ron Mattes, T) | | |

1993 COLLEGE DRAFT

| Rd. | Player | Pos. | College | Rd. | Player | Pos. | College |
|-----|--|------|------------|-----|--|------|--------------|
| 1. | Rick Mirer (2, 2) | QB | Notre Dame | 7. | Michael McCrary (2, 170) | DE | Wake Forest |
| 2. | Carlton Gray (1, 30) | CB | UCLA | 8a. | Jeff Blackshear (1, 197) | G | NE |
| 3. | (choice traded to the Minnesota for Keith Millard, DT) | | | | | | |
| 4. | Dean Wells (1, 85) | LB | Tennessee | 8b. | Antonio Edwards (8, 204) | DE | Valdosta St. |
| 5. | Terrence Warren (2, 114) | WR | Hampton | | (choice from Chicago in compensation for signing restricted free agent Joe Cain, LB) | | |
| 6. | (choice traded to Green Bay for Dave McCloughan, S) | | | | | | |

1994 COLLEGE DRAFT

| Rd. | Player | Pos. | College | Rd. | Player | Pos. | College |
|-----|--|------|--------------|-----|---|------|---------------|
| 1. | Sam Adams (8, 8) | DT | Texas A&M | 6. | (choice traded to New England for Jon Vaughn, RB) | | |
| 2. | Kevin Mawae (7, 36) | C | LSU | 7. | Carlester Crumpler (8, 202) | TE | East Carolina |
| 3. | Lamar Smith (8, 73) | RB | Houston | | | | |
| 4. | Larry Whigham (7, 110) | S | NE Louisiana | | | | |
| 5. | (choice traded to San Diego for 4th round 1995 draft choice) | | | | | | |

1995 COLLEGE DRAFT

| Rd. | Player | Pos. | College | Rd. | Player | Pos. | College |
|-----|---|------|-------------|-----|---|------|-----------------|
| 1. | Joey Galloway (8, 8) | WR | Ohio St. | 5. | (choice traded to Detroit for Reggie Barrett, WR) | | |
| 2. | Christian Fauria (7, 39) | TE | Colorado | 6a. | Henry McMillan (9, 180) | DT | Florida |
| 3. | (choice to Green Bay for signing of restricted free agent Corey Harris, CB) | | | 6b. | Eddie Goines (32, 203) | WR | N. Carolina St. |
| 4a. | (choice traded to Arizona for Ricky Proehl, WR) | | | | (compensatory choice for a net loss of free agents in 1994) | | |
| 4b. | Jason Kyle (28, 126) | LB | Arizona St. | 7. | Keif Bryant (8, 216) | DE | Rutgers |
| | (choice from San Diego for 5th round 1994 choice) | | | | | | |

1996 COLLEGE DRAFT

| Rd. | Player | Pos. | College | Rd. | Player | Pos. | College |
|-----|---|------|--------------|-----|---|------|-----------|
| 1a. | (choice traded to Houston for 1st round 1996 draft choice and Glenn Montgomery, DT) | | | 4b. | (choice traded to Jacksonville for 4th round 1996 draft choice) | | |
| 1b. | (choice traded to Detroit for 1st round and 3rd round 1996 draft choices) (choice from Houston) | | | 4c. | Eric Unverzagt (36, 131) | LB | Wisconsin |
| 1c. | Pete Kendall (21, 21) | T | Boston Coll. | | (compensatory choice for a net loss of free agents in 1995) | | |
| | (choice from Detroit) | | | 5. | (choice traded to Jacksonville for 4th round 1996 draft choice) | | |
| 2. | Fred Thomas (17, 47) | CB | Tenn.-Martin | 6a. | Reggie Green (17, 184) | G | Florida |
| 3a. | Robert Barr (16, 77) | T | Rutgers | 6b. | T.J. Cunningham (42, 209) | CB | Colorado |
| 3b. | Reggie Brown (30, 91) | FB | Fresno St. | | (compensatory choice for a net loss of free agents in 1995) | | |
| 4a. | Phillip Daniels (4, 99) | DE | Georgia | 7. | Johnnie Church (16, 225) | DE | Florida |
| | (choice from N.Y. Giants through Dallas, Miami and Jacksonville) | | | | | | |

1997 COLLEGE DRAFT

| Rd. | Player | Pos. | College | Rd. | Player | Pos. | College |
|-----|--|------|-------------|-----|--|------|----------|
| 1a. | Shawn Springs (3, 3) | CB | Ohio St. | 3a. | (choice to Tampa Bay on 4/19/97) | | |
| | (choice from Atlanta on 3/28/97) | | | | (choice from Atlanta on 3/28/97) | | |
| 1b. | Walter Jones (6, 6) | T | Florida St. | 3b. | (choice to Atlanta on 3/28/97) | | |
| | (choice from St. Louis through N.Y. Jets and Tampa Bay on 4/19/97) | | | 4a. | (choice to Atlanta on 3/28/97) | | |
| 1c. | (choice to Atlanta on 3/28/97) | | | | (choice from Baltimore for G Jeff Blakeshear on 3/12/96) | | |
| | (choice from Chicago on 2/18/97) | | | 4b. | (choice to Chicago on 2/18/97) | | |
| 1d. | (choice to Tampa Bay on 4/19/97) | | | 5. | Eric Stokes (12, 142) | S | Nebraska |
| 2. | (choice to Atlanta on 3/28/97) | | | 6. | Itula Mili (11, 174) | TE | BYU |
| | | | | 7. | Carlos Jones (10, 211) | CB | Miami |

1998 COLLEGE DRAFT

| Rd. | Player | Pos. | College | Rd. | Player |
|-----|---|------|------------|------|------------------------------------|
| 1. | Anthony Simmons (15, 15) | LB | Cemson | Pos. | College |
| 2. | Todd Weiner (17, 47) | T | Kansas St. | 6a. | Carl Hansen (9, 162) DT Stanford |
| 3. | Ahman Green (15, 76) | RB | Nebraska | 6b. | Bobby Shaw (16, 169) WR California |
| 4. | DeShone Myles (16, 108) | LB | Nevada | 7. | Jason McEndoo C Washington |
| 5. | (choice to Dallas for Cowboys' 6th and 7th round choices) | | | St. | |

1999 COLLEGE DRAFT

| Rd. | Player | Pos. | College | Rd. | Player | Pos. | College |
|-----|---|------|-------------------------------------|-----|--|------|---|
| 1a. | (choice traded to New England for 1st, 3rd and 6th round choices) | | | 4. | Antonio Cochran (20, 115) | DE | Georgia |
| 1b. | (choice traded to Dallas for 1st and 5th round picks) | | | 5a. | Floyd Wedderburn (7, 140) | T | Penn St. (choice from Carolina through Dallas) |
| 1c. | Lamar King (22, 22) | DE | Saginaw (choice from Dallas) | 5b. | Charlie Rogers (19, 152) | KR | Georgia Tech |
| 2. | to Green Bay as compensation for Mike Holmgren | | | 6a. | Steve Johnson (1, 170) | CB | Tennessee |
| 3a. | Brock Huard (16, 77) | QB | Washington | 6b. | (choice traded to Cleveland for 6th round pick) | | |
| 3b. | Karsten Bailey (21, 82) | WR | Auburn (choice from New England) | 6c. | (choice traded to Cleveland for 6th round pick) | | |
| | | | | 7. | (choice traded to N.Y. Jets for QB Glenn Foley on 3/19/99) | | |

2000 COLLEGE DRAFT

| Rd. | Player | Pos. | College | Rd. | Player | Pos. | College |
|-----|--|------|--|-----|--|------|---|
| 1a. | Shaun Alexander (19, 19) | RB | Alabama (from Dallas for WR Joey Galloway 2/12/00) | 5b. | (choice traded to Denver for 6th and 7th round pick; from San Francisco with 3rd and 4th round picks) | | |
| 1b. | Chris McIntosh (22,22) | T | Wisconsin | 6a. | James Williams (9, 175) | WR | Marshall (from Denver with 7th round pick for 5th round picks) |
| 2. | Ike Charlton (21, 52) | CB | Virginia Tech | 6b. | Tim Watson (19, 185) | DT | Rowan (from Green Bay with Fred Vinson for Ahman Green & 5th round pick) |
| 3. | Darrell Jackson (18, 80) | WR | Florida (from Dallas for WR James McKnight 6/24/99) | 6c. | John Hilliard (24, 190) | DT | Mississippi St. |
| 3. | (choice traded to San Francisco for 4th and 5th round pick) | | | 7a. | (choice traded to Oakland for 2001 6th round pick; from Denver with 6th round pick for 5th round pick) | | |
| 4a. | Marcus Bell (22, 116) | LB | Arizona | 7b. | (choice traded to Green Bay for WR Derrick Mayes [8/30/99]) | | |
| 4b. | Isaiah Kacyvenski (25, 119) | LB | Harvard (from San Francisco with 5th round pick for 3rd round pick) | | | | |
| 5a. | (choice traded to Green Bay with Ahman Green for Fred Vinson and 6th round pick) | | | | | | |

2001 COLLEGE DRAFT

| Rd. | Player | Pos. | College | Rd. | Player | Pos. | College |
|-----|---|------|--|-----|--|------|---|
| 1. | (#7 choice traded to San Francisco for #9, 3rd, 7th round pick; from Dallas for WR Joey Galloway [2/12/00]) | | | 4a. | Orlando Huff (9, 104) | LB | Fresno St. |
| 1a. | Koren Robinson (9,9) | WR | N.Carolina St. (from San Francisco) | 4b. | Curtis Fuller (32, 127) | S | TCU |
| 1. | (#10 and 3rd round traded to Green Bay for QB Matt Hasselbeck and #17 [3/2/01]) | | | 4c. | Floyd Womack (33, 128) | T | Mississippi St. |
| 1b. | Steve Hutchinson (17, 17) | G | Michigan (from Green Bay) | 5. | Alex Bannister (9, 140) | WR | E. Kentucky |
| 2. | Ken Lucas (9, 40) | CB | Mississippi | 6. | Josh Booty (9, 172) | QB | LSU |
| 3. | Heath Evans (20, 82) | FB | Auburn (from New Orleans through Green Bay and San Francisco) | 6. | (choice traded to San Francisco with #7 for #9, 3rd & 7th round picks) | | |
| | | | | 7a. | Harold Blackmon (10, 210) | S | Northwestern |
| | | | | 7b. | Dennis Norman (22, 222) | T | Princeton (from St. Louis through Green Bay and San Francisco) |
| | | | | 7c. | Kris Kocurek (37, 237) | DT | Texas Tech |

2002 COLLEGE DRAFT

| Rd. | Player | Pos. | College | Rd. | Player | Pos. | College |
|-----|--|------|--------------------------------|-----|------------------------------|------|---|
| 1. | (#20 traded to Green Bay with 5th round pick for #28 and 2nd round pick) | | | 5a. | Rocky Bernard (11, 146) | DE | Texas A&M (from Indianapolis for QB Brock Huard 4/19/02) |
| 1. | Jerramy Stevens (28, 28) | TE | Washington (from Green Bay) | 5. | (choice traded to Green Bay) | | |
| 2a. | Maurice Morris (22, 54) | RB | Oregon | 5b. | Ryan Hannam (34, 169) | TE | No. Iowa |
| 2b. | Anton Palepoi (28, 60) | DE | UNLV (from Green Bay) | 5c. | Matt Hill (36, 171) | T | Boise St. |
| 3. | Kris Richard (20, 85) | CB | USC | 6. | Craig Jarrett (22, 194) | P | Michigan St. |
| 4. | Terreal Bierria (22, 120) | S | Georgia | 7. | Jeff Kelly (21, 232) | QB | So. Miss. |

2003 COLLEGE DRAFT

| Rd. | Player | Pos. | College | Rd. | Player | Pos. | College |
|-----|---|------|-------------|-----|---|------|------------|
| 1. | Marcus Trufant (11, 11) | CB | WA St. | 6a. | Rashad Moore (10, 183) | DT | Tennessee |
| 2. | Ken Hamlin (10, 42) | S | Arkansas | 6b. | (from Green Bay, choice traded to New Orleans for DT Norman Hand) | | |
| 3. | Wayne Hunter (9, 73) | T | Hawaii | 7a. | Josh Brown (8, 222) | K | Nebraska |
| 4a. | Seneca Wallace (13, 110) | QB | Iowa St. | 7b. | Taco Wallace (10, 224) | WR | Kansas St. |
| 4b. | Solomon Bates (38, 135) | LB | Arizona St. | | | | |
| 5a. | (choice traded to Green Bay for # 165 & #203) | | | | | | |
| 5b. | Chris Davis (30, 165) | FB | Syracuse | | | | |
| | (from Green Bay) | | | | | | |

2004 COLLEGE DRAFT

| Rd. | Player | Pos. | College | Rd. | Player | Pos. | College |
|-----|----------------------------|------|-----------------|-----|-------------------------|------|----------|
| 1. | Marcus Tubbs (23, 23) | DT | Texas | 5. | D.J. Hackett (25, 157) | WR | Colorado |
| 2. | Michael Boulware (21, 53) | S | Florida St. | 6. | Craig Terrill (24, 189) | DT | Purdue |
| 3. | Sean Locklear (21, 84) | G | N. Carolina St. | 7. | Donnie Jones (23, 224) | P | LSU |
| 4. | Niko Koutouvides (20, 116) | LB | Purdue | | | | |

2005 COLLEGE DRAFT

| Rd. | Player | Pos. | College | Rd. | Player | Pos. | College |
|-----|--|------|-------------|-----|-----------------------------------|------|-------------|
| 1. | (#23 traded to Oakland for #26 and #105) | | | 4a. | Ray Willis (4, 105) | T | Florida St. |
| 1. | Chris Spencer (26, 26) | C | Mississippi | | (from Oakland) | | |
| | (from Oakland) | | | 4 | (#121 traded to Carolina for #45) | | |
| 2. | Lofa Tatupu (13, 45) | LB | USC | 4 | (#126 traded to Carolina for #45) | | |
| | (from Carolina) | | | | (from Denver thru Cleveland) | | |
| 2. | (#54 traded to Carolina for #45) | | | 5. | Jeb Huckeba (23, 159) | DE | Arkansas |
| 3a. | David Greene (21, 85) | QB | Georgia | 6. | Tony Jackson (22, 196) | FB | Iowa |
| 3b. | LeRoy Hill (35, 98) | LB | Clemson | 7a. | Cornelius Wortham (21, 235) | LB | Alabama |
| | | | | 7b. | Doug Nienhuis (40, 254) | G | Oregon St. |

2006 COLLEGE DRAFT

| Rd. | Player | Pos. | College | Rd. | Player | Pos. | College |
|-----|--|------|---------------|-----|---|------|-------------|
| 1. | Kelly Jennings (31, 31) | CB | Miami | 6. | (#200 traded to Chicago for S Mike Green 4/25/06) | | |
| 2. | Darryl Tapp (31, 63) | DE | Virginia Tech | 7a. | Ryan Plackemeier (31, 239) | P | Wake Forest |
| 3. | (Sent to Minn. for RFA WR Nate Burleson) | | | 7b. | Ben Obomanu (41, 249) | WR | Auburn |
| 4. | Rob Sims (31, 128) | G | Ohio State | | | | |
| 5. | David Kirtman (31, 163) | FB | USC | | | | |

2007 COLLEGE DRAFT

| Rd. | Player | Pos. | College | Rd. | Player | Pos. | College |
|-----|--|------|--------------|-----|---------------------------|------|-------------|
| 1. | (#24 traded to NE for WR Deion Branch 9/11/06) | | | 5. | Will Herring (24, 161) | LB | Auburn |
| 2. | Josh Wilson (23, 55) | CB | Maryland | 6a. | Courtney Taylor (23, 197) | WR | Auburn |
| 3. | Brandon Mebane (22, 85) | DT | California | 6b. | Jordan Kent (36, 210) | WR | Oregon |
| 4a. | Baraka Atkins (21, 120) | DE | Miami | 7. | Steve Vallos (22, 232) | G | Wake Forest |
| 4b. | Mansfield Wrotto (24, 124) | G | Georgia Tech | | | | |
| | (From SF for WR Darrell Jackson) | | | | | | |

ALL-TIME DRAFTS BY COLLEGE

| | | Rd. | Overall | Year | | | Rd. | Overall | Year |
|--------------------------|-------------------|-----|---------|------|---------------------------|--------------------|-----|---------|------|
| Alabama A&M | | | | | RB | Eric Lane | 8 | 196 | 1981 |
| FB | Reginald Gipson | 6 | 177 | 1983 | TE | Itula Mili | 6 | 174 | 1997 |
| Alabama | | | | | California | | | | |
| RB | Shaun Alexander | 1 | 19 | 2000 | WR | Bobby Shaw | 6 | 169 | 1998 |
| LB | Cornelius Wortham | 7 | 235 | 2005 | DT | Brandon Mebane | 3 | 85 | 2007 |
| Appalachian State | | | | | Central Florida | | | | |
| DB | Gary Dandridge | 5 | 122 | 1992 | LB | Barry Spitulski | 3 | 66 | 1992 |
| DE | Mike Frier | 7 | 178 | 1992 | Clemson | | | | |
| Arkansas | | | | | DE | Steve Durham | 6 | 140 | 1981 |
| WR | Bobby Joe Edmonds | 5 | 126 | 1986 | DE | Jeff Bryant | 1 | 6 | 1982 |
| S | Ken Hamlin | 2 | 42 | 2003 | G | Bob Mayberry | 11 | 290 | 1983 |
| DE | Jeb Huckleba | 5 | 159 | 2005 | WR | Doug Thomas | 2 | 51 | 1991 |
| Arkansas State | | | | | LB | Anthony Simmons | 1 | 15 | 1998 |
| DT | Dick Dixon | 7 | 184 | 1976 | LB | LeRoy Hill | 3 | 98 | 2005 |
| WR | Judious Lewis | 8 | 221 | 1985 | Colorado | | | | |
| Arizona | | | | | RB | Lance Olander | 11 | 279 | 1981 |
| LB | John Kaiser | 6 | 162 | 1984 | DE | Don Fairbanks | 10 | 264 | 1986 |
| QB | John Conner | 10 | 277 | 1985 | TE | Christian Fauria | 2 | 39 | 1995 |
| P | Ruben Rodriguez | 5 | 131 | 1987 | DB | T.J. Cunningham | 6 | 209 | 1996 |
| C | Joe Tofflemire | 2 | 44 | 1989 | WR | D.J. Hackett | 5 | 157 | 2004 |
| RB | Michael Bates | 6 | 150 | 1992 | Colorado State | | | | |
| LB | Marcus Bell | 4 | 116 | 2000 | TE | Mark Bell | 4 | 102 | 1979 |
| Arizona State | | | | | Connecticut | | | | |
| DB | John Harris | 7 | 173 | 1978 | G | David Franks | 9 | 238 | 1989 |
| LB | Jason Kyle | 4 | 126 | 1995 | Dayton | | | | |
| LB | Solomon Bates | 4 | 135 | 2003 | T | Bill Westbeld | 11 | 281 | 1977 |
| Auburn | | | | | Duke | | | | |
| FB | Tommie Agee | 5 | 119 | 1987 | FB | Tony Benjamin | 6 | 142 | 1977 |
| FB | Heath Evans | 3 | 82 | 2001 | WR | Chris Castor | 5 | 123 | 1983 |
| WR | Ben Obomanu | 7 | 249 | 2006 | Eastern Carolina | | | | |
| LB | Will Herring | 5 | 161 | 2007 | TE | Carlester Crumpler | 7 | 202 | 1994 |
| WR | Courtney Taylor | 6 | 197 | 2007 | Eastern Kentucky | | | | |
| Baylor | | | | | RB | Elroy Harris | 3 | 71 | 1989 |
| DB | Robert Blackmon | 2 | 34 | 1990 | WR | Alex Banister | 5 | 140 | 2001 |
| Boise State | | | | | Eastern New Mexico | | | | |
| LB | Larry Polowski | 7 | 169 | 1979 | DE | Michael Sinclair | 6 | 155 | 1991 |
| FB | David Hughes | 2 | 31 | 1981 | Ferrum | | | | |
| TE | Larry Stayner | 9 | 234 | 1992 | RB | Chris Warren | 4 | 89 | 1990 |
| T | Matt Hill | 5 | 171 | 2002 | Fisk | | | | |
| Boston College | | | | | RB | Andrew Bolton | 4 | 123 | 1976 |
| T | Tom Lynch | 2 | 30 | 1977 | | | | | |
| LB | Peter Cronan | 2 | 51 | 1977 | | | | | |
| G | Pete Kendall | 1 | 21 | 1996 | | | | | |
| Brigham Young | | | | | | | | | |
| WR | Scott Phillips | 4 | 87 | 1981 | | | | | |

| | | Rd. | Overall | Year | | | Rd. | Overall | Year |
|---------------------------|-------------------|-----|---------|------|-------------------------|-----------------|-----|---------|------|
| Florida | | | | | Idaho | | | | |
| LB | Sammy Green | 2 | 29 | 1976 | C | John Yarno | 4 | 87 | 1977 |
| TE | Alvis Darby | 6 | 157 | 1976 | DE | Mark McNeal | 6 | 153 | 1980 |
| FB | John L. Williams | 1 | 15 | 1986 | LB | Sam Merriman | 7 | 177 | 1983 |
| DE | Alonzo Mitz | 8 | 211 | 1986 | Idaho State | | | | |
| DT | Henry McMillian | 6 | 180 | 1995 | DE | Bob Otto | 9 | 248 | 1985 |
| G | Reggie Green | 6 | 184 | 1996 | Illinois | | | | |
| DE | Johnnie Church | 7 | 225 | 1996 | T | Rich Grimmett | 9 | 231 | 1978 |
| WR | Darrell Jackson | 3 | 80 | 2000 | Indiana | | | | |
| Florida State | | | | | LB | Joe Norman | 2 | 45 | 1979 |
| LB | Randy Coffield | 10 | 266 | 1976 | Iowa | | | | |
| DT | Eric Hayes | 5 | 119 | 1990 | T | Jim Swift | 9 | 238 | 1980 |
| T | Walter Jones | 1 | 6 | 1997 | FB | Owen Gill | 2 | 53 | 1985 |
| S | Michael Boulware | 2 | 53 | 2004 | RB | Kevin Harmon | 4 | 101 | 1988 |
| T | Ray Willis | 4 | 105 | 2005 | G | Ike Harris | 12 | 324 | 1991 |
| Fort Valley State | | | | | FB | Tony Jackson | 6 | 196 | 2005 |
| S | Eddie Anderson | 6 | 153 | 1986 | Iowa State | | | | |
| Fresno St. | | | | | T | Bob Bos | 9 | 239 | 1976 |
| RB | Reggie Brown | 3 | 91 | 1996 | QB | Seneca Wallace | 4 | 110 | 2003 |
| LB | Orlando Huff | 4 | 104 | 2001 | Jackson State | | | | |
| Georgia | | | | | T | Louis Bullard | 5 | 119 | 1978 |
| G | Randy Johnson | 4 | 122 | 1976 | DT | Robert Hardy | 10 | 267 | 1979 |
| RB | Andy Reid | 13 | 349 | 1976 | RB | Jeff Moore | 12 | 319 | 1979 |
| K | John Kasay | 4 | 98 | 1991 | NT | Deatrich Wise | 9 | 242 | 1988 |
| DE | Phillip Daniels | 4 | 99 | 1996 | Kansas | | | | |
| DE | Antonio Cochran | 4 | 115 | 1999 | LB | Terry Beason | 2 | 41 | 1977 |
| DB | Terreal Bierria | 4 | 120 | 2002 | Kansas St. | | | | |
| QB | David Greene | 3 | 85 | 2005 | T | Todd Weiner | 2 | 47 | 1998 |
| Georgia Tech | | | | | WR | Taco Wallace | 7 | 224 | 2003 |
| WR | Steve Raible | 2 | 59 | 1976 | Kentucky | | | | |
| G | Jeff Urczyk | 16 | 432 | 1976 | LB | Dean Wells | 4 | 85 | 1993 |
| RB | David Sims | 7 | 169 | 1977 | Lafayette | | | | |
| WR | Charlie Rogers | 5 | 152 | 1999 | WR | Rob Stewart | 9 | 258 | 1978 |
| G | Mansfield Wrotto | 4 | 124 | 2007 | Lamar | | | | |
| Grand Valley State | | | | | RB | Jeff Bergeron | 12 | 316 | 1978 |
| T | Ron Essink | 10 | 265 | 1980 | Long Beach State | | | | |
| Hampton | | | | | WR | Ron Johnson | 7 | 170 | 1981 |
| WR | Terrence Warren | 5 | 114 | 1993 | C | John Puzar | 8 | 216 | 1984 |
| Harvard | | | | | DT | R.J. Kors | 12 | 322 | 1999 |
| LB | Isaiah Kacyvenski | 4 | 119 | 2000 | Louisiana-Monroe | | | | |
| Hawaii | | | | | S | Vic Minor | 8 | 204 | 1980 |
| LB | M.L. Johnson | 9 | 243 | 1987 | G | Jeff Blackshear | 8 | 197 | 1993 |
| T | Wayne Hunter | 3 | 73 | 2003 | DB | Larry Whigham | 4 | 110 | 1994 |
| Hofstra | | | | | | | | | |
| LB | Erik Ringoen | 10 | 266 | 1991 | | | | | |
| Houston | | | | | | | | | |
| RB | Lamar Smith | 3 | 73 | 1994 | | | | | |

| | | Rd. | Overall | Year |
|------------------------|---------------|-----|---------|------|
| Louisiana State | | | | |
| WR | Larry Shipp | 8 | 210 | 1976 |
| NT | Roland Barbay | 7 | 184 | 1987 |
| C | Kevin Mawae | 2 | 36 | 1994 |
| QB | Josh Booty | 6 | 172 | 2001 |
| P | Donnie Jones | 7 | 224 | 2004 |

| | | | | |
|-----------------|----------------|---|-----|------|
| Marshall | | | | |
| WR | James Williams | 6 | 175 | 2000 |

| | | | | |
|-----------------|-------------|---|----|------|
| Maryland | | | | |
| CB | Josh Wilson | 2 | 55 | 2007 |

| | | | | |
|----------------|-----------------|----|-----|------|
| Memphis | | | | |
| DB | Keith Simpson | 1 | 9 | 1978 |
| LB | Keith Butler | 2 | 36 | 1978 |
| S | James Bowers | 10 | 280 | 1985 |
| DB | Michael Nettles | 7 | 184 | 1989 |

| | | | | |
|--------------|-----------------|----|-----|------|
| Miami | | | | |
| DB | Ernie Jones | 5 | 153 | 1976 |
| FB | Larry Bates | 5 | 156 | 1976 |
| LB | George Halas | 11 | 301 | 1978 |
| LB | David Jefferson | 9 | 228 | 1982 |
| LB | John McVeigh | 12 | 321 | 1986 |
| RB | Daryl Oliver | 11 | 297 | 1987 |
| WR | Brian Blades | 2 | 49 | 1988 |
| DE | Derwin Jones | 10 | 269 | 1988 |
| DT | Cortez Kennedy | 1 | 3 | 1990 |
| DE | Anthony Hamlet | 10 | 263 | 1992 |
| DB | Carlos Jones | 7 | 211 | 1997 |
| CB | Kelly Jennings | 1 | 31 | 2006 |
| DE | Baraka Atkins | 4 | 120 | 2007 |

| | | | | |
|------------------|---------------|---|----|------|
| Miami, OH | | | | |
| RB | Sherman Smith | 2 | 58 | 1976 |

| | | | | |
|-----------------|------------------|---|-----|------|
| Michigan | | | | |
| DB | Don Dufek | 5 | 126 | 1976 |
| G | Steve Hutchinson | 1 | 17 | 2001 |

| | | | | |
|-----------------------|----------------|----|-----|------|
| Michigan State | | | | |
| G | Jim Hinesly | 11 | 293 | 1979 |
| WR | Daryl Turner | 2 | 49 | 1984 |
| C | Mark Napolitan | 5 | 123 | 1985 |
| DE | John MacNeill | 12 | 320 | 1992 |
| P | Craig Jarrett | 6 | 194 | 2002 |

| | | | | |
|-------------------------------|------------|----|-----|------|
| Middle Tennessee State | | | | |
| FB | Tony Burse | 12 | 324 | 1987 |

| | | | | |
|------------------|----------------|---|-----|------|
| Minnesota | | | | |
| S | George Adzick | 9 | 225 | 1976 |
| WR | Chester Cooper | 8 | 201 | 1982 |

| | | | | |
|--------------------|---------------|---|----|------|
| Mississippi | | | | |
| CB | Ken Lucas | 2 | 40 | 2001 |
| C | Chris Spencer | 1 | 16 | 2005 |

| | | | | |
|--------------------------|---------------|----|-----|------|
| Mississippi State | | | | |
| RB | Ezra Tate | 9 | 240 | 1979 |
| WR | Louis Clark | 10 | 270 | 1987 |
| DT | John Hilliard | 6 | 190 | 2000 |
| T | Floyd Womack | 4 | 128 | 2001 |

| | | | | |
|-----------------|------------|---|-----|------|
| Missouri | | | | |
| TE | Tony Davis | 4 | 109 | 1985 |

| | | | | |
|---------------------|--------------|----|-----|------|
| Morris Brown | | | | |
| WR | Billy Reaves | 10 | 274 | 1980 |

| | | | | |
|-----------------|-------------|---|-----|------|
| Nebraska | | | | |
| RB | Paul Miles | 7 | 181 | 1986 |
| DB | Eric Stokes | 5 | 142 | 1997 |
| RB | Ahman Green | 3 | 76 | 1998 |
| K | Josh Brown | 7 | 222 | 2003 |

| | | | | |
|---------------|----------------|---|-----|------|
| Nevada | | | | |
| CB | Patrick Hunter | 3 | 68 | 1986 |
| LB | DeShone Myles | 4 | 108 | 1998 |

| | | | | |
|-------------------|------------|---|----|------|
| New Mexico | | | | |
| QB | Steve Myer | 4 | 93 | 1976 |

| | | | | |
|-------------------------|-------------|---|----|------|
| New Mexico State | | | | |
| LB | Fredd Young | 3 | 76 | 1984 |

| | | | | |
|-----------------------|----------------|----|-----|------|
| North Carolina | | | | |
| RB | Derrick Fenner | 10 | 268 | 1989 |

| | | | | |
|-------------------------------|--------------|---|-----|------|
| North Carolina Central | | | | |
| CB | Arnold Brown | 5 | 128 | 1985 |

| | | | | |
|-----------------------------|----------------|---|-----|------|
| North Carolina State | | | | |
| WR | Eddie Goines | 6 | 203 | 1995 |
| WR | Koren Robinson | 1 | 9 | 2001 |
| G | Sean Locklear | 3 | 84 | 2004 |

| | | | | |
|----------------------|-------------|---|-----|------|
| Northern Iowa | | | | |
| TE | Ryan Hannam | 5 | 169 | 2002 |

| | | | | |
|---------------------|-----------------|----|-----|------|
| Northwestern | | | | |
| DE | Mike Baum | 11 | 295 | 1989 |
| DB | Harold Blackmon | 7 | 210 | 2001 |

| | | | | |
|---------------------------|---------------|----|-----|------|
| Northwestern State | | | | |
| DB | Jarvis Blinks | 14 | 376 | 1976 |

| | | | | |
|-------------------|---------------|---|------|------|
| Notre Dame | | | | |
| DT | Steve Niehaus | 1 | 2 | 1976 |
| RB | Al Hunter | 4 | Sup. | 1978 |
| RB | Jim Stone | 9 | 223 | 1981 |
| T | Bob Clasby | 9 | 236 | 1983 |
| G | Andy Heck | 1 | 15 | 1989 |
| LB | Ned Bolcar | 6 | 146 | 1990 |
| QB | Rick Mirer | 1 | 2 | 1993 |

| | | Rd. | Overall | Year | | | Rd. | Overall | Year |
|-----------------------------|------------------|-----|---------|------|------------------------------|-----------------------|-----|---------|------|
| Ohio State | | | | | San Diego State | | | | |
| DB | Ray Jackson | 7 | 185 | 1988 | T | Dave DesRochers | 12 | 326 | 1988 |
| WR | Joey Galloway | 1 | 8 | 1995 | QB | Dan McGwire | 1 | 16 | 1991 |
| DB | Shawn Springs | 1 | 3 | 1997 | Savannah State | | | | |
| G | Rob Sims | 4 | 128 | 2006 | RB | Ken Dawson | 10 | 252 | 1981 |
| Oklahoma | | | | | South Carolina | | | | |
| LB | Brian Bosworth | 1 | SUP. | 1988 | NT | Ricky Hagood | 4 | 86 | 1984 |
| Oklahoma State | | | | | NT | Roy Hart | 6 | 158 | 1988 |
| S | Mark Moore | 4 | 104 | 1987 | South Carolina State | | | | |
| Oregon | | | | | G | Edwin Bailey | 5 | 114 | 1981 |
| DE | Terry Dion | 4 | 97 | 1980 | TE | Robert Tyler | 8 | 215 | 1988 |
| DB | Daryl Reed | 11 | 286 | 1990 | South Dakota | | | | |
| RB | Maurice Morris | 2 | 54 | 2002 | LB | Craig Austin | 10 | 258 | 1982 |
| WR | Jordan Kent | 6 | 36 | 2007 | Southern California | | | | |
| Oregon State | | | | | CB | Kris Richard | 3 | 85 | 2002 |
| DE | Dennis Boyd | 3 | 58 | 1977 | LB | Lofa Tatupu | 2 | 45 | 2005 |
| G | Doug Nienhuis | 7 | 254 | 2005 | FB | David Kirtman | 5 | 163 | 2006 |
| Pacific | | | | | Southern Illinois | | | | |
| C | Jack Cosgrove | 8 | 207 | 1980 | CB | Terry Taylor | 1 | 22 | 1984 |
| DT | Jeff Bednarek | 12 | 306 | 1981 | Southern Mississippi | | | | |
| Penn State | | | | | DB | Henry James | 4 | 103 | 1989 |
| G | Bill Dugan | 3 | 58 | 1981 | QB | Jeff Kelly | 7 | 232 | 2002 |
| TE | Brad Scovill | 7 | 186 | 1981 | Southwest Louisiana | | | | |
| RB | Curt Warner | 1 | 3 | 1983 | P | Keith Muehr | 11 | 293 | 1976 |
| G | Peter Speros | 10 | 263 | 1983 | Stanford | | | | |
| WR | David Daniels | 3 | 74 | 1991 | T | Andre Hines | 2 | 44 | 1980 |
| Pittsburgh | | | | | LB | David Wyman | 2 | 45 | 1987 |
| DB | Bob Jury | 3 | 63 | 1978 | DE | Carl Hansen | 6 | 162 | 1998 |
| TE | Sam Clancy | 11 | 284 | 1982 | Syracuse | | | | |
| LB | Tony Woods | 1 | 18 | 1987 | DE | Wes Dove | 12 | 312 | 1987 |
| Princeton | | | | | WR | Tommy Kane | 3 | 75 | 1988 |
| T | Dennis Norman | 7 | 222 | 2001 | LB | Terry Wooden | 2 | 29 | 1990 |
| Purdue | | | | | FB | Chris Davis | 5 | 165 | 2003 |
| T | Matt Hernandez | 8 | 210 | 1983 | Temple | | | | |
| G | Bill Hitchcock | 8 | 202 | 1990 | K | Don Bitterlich | 3 | 92 | 1976 |
| LB | Niko Koutouvides | 4 | 116 | 2004 | Tennessee | | | | |
| DT | Craig Terrill | 6 | 189 | 2004 | WR | Larry Seivers | 4 | 111 | 1977 |
| Rowan | | | | | RB | Randall Morris | 10 | 270 | 1984 |
| DT | Tim Watson | 6 | 185 | 200 | RB | Johnnie Jones | 5 | 137 | 1985 |
| Rutgers | | | | | DB | Harlan Davis | 5 | 128 | 1991 |
| C | Frank Naylor | 12 | 311 | 1982 | DB | Charlie Davis | 6 | 170 | 1999 |
| DE | Keif Bryant | 7 | 216 | 1995 | DT | Rashad Moore | 6 | 183 | 2003 |
| T | Robert Barr | 3 | 77 | 1996 | Tennessee-Chattanooga | | | | |
| Sacramento State | | | | | TE | Travis McNeal | 4 | 101 | 1989 |
| T | Michael Black | 9 | 237 | 1986 | RB | Muhammad Shamsid-Deen | 8 | 207 | 1992 |
| Saginaw Valley State | | | | | | | | | |
| DE | Lamar King | 1 | 22 | 1999 | | | | | |

| | | Rd. | Overall | Year | | | Rd. | Overall | Year |
|---------------------------|------------------|-----|---------|------|----------------------------|------------------|-----|---------|------|
| Tennessee-Martin | | | | | Virginia | | | | |
| CB | Fred Thomas | 2 | 47 | 1996 | T | Ron Mattes | 7 | 193 | 1985 |
| | | | | | T | Ray Roberts | 1 | 10 | 1992 |
| Texas | | | | | Virginia Tech | | | | |
| LB | Bruce Scholtz | 2 | 31 | 1981 | DB | Ike Charlton | 2 | 52 | 2000 |
| G | Adam Schreiber | 9 | 243 | 1984 | DE | Darryl Tapp | 2 | 63 | 2006 |
| DT | Marcus Tubbs | 1 | 23 | 2004 | | | | | |
| Texas A&I | | | | | Wabash | | | | |
| WR | Glenn Starks | 6 | 146 | 1978 | TE | Pete Metzelaars | 3 | 75 | 1982 |
| Texas A&M | | | | | Wake Forest | | | | |
| DE | Jacob Green | 1 | 10 | 1980 | DE | Michael McCrary | 7 | 170 | 1993 |
| DT | Sam Adams | 1 | 8 | 1994 | P | Ryan Plackemeier | 7 | 239 | 2006 |
| DT | Rocky Bernard | 5 | 146 | 2002 | G | Steve Vallos | 7 | 232 | 2007 |
| Texas-Arlington | | | | | Washington | | | | |
| WR | Ron Barnett | 12 | 320 | 1976 | QB | Chris Rowland | 17 | 461 | 1976 |
| Texas Christian | | | | | LB | Michael Jackson | 3 | 57 | 1979 |
| DB | Curtis Fuller | 4 | 127 | 2001 | RB | Joe Steele | 5 | 127 | 1980 |
| Texas-El Paso | | | | | T | Don Dow | 12 | 317 | 1983 |
| QB | Sammy Garza | 8 | 216 | 1987 | WR | Danny Green | 3 | 81 | 1985 |
| Texas Tech | | | | | T | Rick McLeod | 11 | 284 | 1988 |
| DT | Kris Kocurek | 7 | 237 | 2001 | G | Kris Rongen | 11 | 290 | 1992 |
| Tulsa | | | | | LB | Chico Fraley | 12 | 319 | 1992 |
| P | Rick Engles | 3 | 89 | 1976 | QB | Brock Huard | 3 | 77 | 1999 |
| G | Steve August | 1 | 14 | 1977 | TE | Jerramy Stevens | 1 | 28 | 2002 |
| DT | I.V. Wilson | 12 | 329 | 1977 | Washington State | | | | |
| LB | Eugene Williams | 7 | 174 | 1982 | T | Dan Smith | 15 | 405 | 1976 |
| UCLA | | | | | RB | Tali Ena | 11 | 292 | 1980 |
| DT | Manu Tuiasosopo | 1 | 18 | 1979 | WR | Jim Whatley | 9 | 236 | 1981 |
| S | Kenny Easley | 1 | 4 | 1981 | C | Jason McEndoo | 7 | 197 | 1998 |
| T | Steve Gemza | 11 | 302 | 1984 | CB | Marcus Trufant | 1 | 11 | 2003 |
| QB | David Norrie | 11 | 291 | 1986 | Weber State | | | | |
| TE | Derek Tennell | 7 | 185 | 1987 | T | Sam Slater | 7 | 189 | 1984 |
| DB | Carlton Gray | 2 | 30 | 1993 | Western Carolina | | | | |
| UNLV | | | | | LB | Louis Cooper | 11 | 305 | 1985 |
| DE | Anton Palepoi | 2 | 60 | 2002 | Western Illinois | | | | |
| U.S. International | | | | | DE | Marlin Williams | 8 | 211 | 1989 |
| CB | Presnell Gilbert | 12 | 319 | 1980 | West Texas State | | | | |
| Utah | | | | | DE | Jeff Lloyd | 3 | 62 | 1976 |
| T | Jack Campbell | 6 | 144 | 1982 | Winston-Salem State | | | | |
| Utah State | | | | | DE | Daniel Jacobs | 5 | 132 | 1980 |
| S | Theo Windham | 12 | 329 | 1984 | Wisconsin | | | | |
| Valdosta State | | | | | LB | Eric Unverzagt | 4 | 131 | 1996 |
| DE | Robert Morris | 10 | 257 | 1990 | T | Chris McIntosh | 1 | 22 | 2000 |
| DE | Antonio Edwards | 8 | 204 | 1993 | | | | | |
| Vanderbilt | | | | | | | | | |
| QB | John Gromos | 12 | 312 | 1990 | | | | | |

1976

- 8/5 DT Wayne Baker to Oakland for conditional draft choice.
- 8/26 Eighth-round 1977 draft choice to Houston for WR Steve Largent.
- 9/6 Fifth-round 1977 draft choice to Detroit for QB Bill Munson.
- 9/6 Exchange of twelfth-round 1977 draft choices with Pittsburgh for G Ron Coder.
- 9/7 WR Ahmad Rashad to Minnesota for fourth-round 1977 draft choice (WR Larry Seivers).
- 9/7 S Terry Brown to Cleveland for CB Ted Bachman. Brown had been claimed on waivers from St. Louis.

1977

- 5/3 First-round 1977 draft choice (#2) to Dallas for first-round (#14) and three second-round 1977 draft choices (G Steve August, T Tom Lynch, LB Terry Beeson).
- 5/3 Second-round 1977 draft choice to Los Angeles Rams for C Geoff Reece and Rams' second-round 1977 draft choice (LB Peter Cronan).
- 5/3 Second-round 1977 draft choice to Dallas for WR Duke Ferguson.
- 5/3 LB Ed Bradley to San Francisco for DT Bill Sandifer.
- 7/20 DT Carl Barisich to Miami Dolphins for eleventh-round 1978 draft choice (LB George Halas).
- 8/30 WR Larry Seivers to Tampa Bay for fourth-round 1979 draft choice. Seattle gave draft choice to Buffalo as voluntary compensation for Ahmad Rashad signing in 1976.
- 9/5 Eighth-round 1978 draft choice to Minnesota for S Autry Beamon and LB Amos Martin.
- 9/6 Eleventh-round 1978 draft choice to New Orleans for DE Andy Dorris.

1978

- 8/15 Fifth-round 1979 draft choice to Dallas for K Efen Herrera.
- 8/28 S Bob Jury and third-round 1979 draft choice to San Francisco 49ers for third-round 1979 draft choice (LB Michael Jackson).
- 8/28 Third-round and sixth-round 1979 draft choices to Dallas for DE Bill Gregory and third-round 1979 draft choice (choice traded).
- 9/27 DT Bill Cooke and eighth-round 1979 draft choice to Detroit for DE Ernie Price.

1979

- 3/30 FB Don Testerman and seventh-round 1979 draft choice to Washington for seventh-round 1979 (LB Larry Polowski) and fifth-round 1980 draft choices (DE Daniel Jacobs).
- 4/16 G Gordon Jolley to Detroit for past considerations.
- 8/1 DT Steve Niehaus to Minnesota for DE Carl Eller and eighth-round 1980 draft choice (S Vic Minor).
- 8/21 Seventh-round 1980 draft choice to New York Giants for FB Dan Doornink.

1980

- 4/29 First-round (#16) and third-round 1980 draft choices to Buffalo for first-round (#10) 1980 draft choice (DE Jacob Green).
- 4/30 LB Sammy Green to Houston for tenth-round 1980 (WR Billy Reaves) and seventh-round 1981 (TE Brad Scoville) draft choices.
- 8/26 Fifth-round 1982 draft choice to Los Angeles Rams for FB Jim Jodat.
- 9/1 T Nick Bebout to Minnesota for ninth-round 1981 draft choice (WR Jim Whatley).

1981

- 9/25 Third-round 1982 draft choice to New England for RB Horace Ivory.
- 10/13 Fourth-round 1982 and fourth-round 1983 draft choices to St. Louis for RB Theotis Brown.
- 10/13 G Tom Lynch to Buffalo for third-round 1982 draft choice (TE Pete Metzelaars).

1982

- 4/30 LB Terry Beeson to Atlanta for conditional 1983 draft choice.
- 7/12 Fifth-round 1984 draft choice to Baltimore for G Robert Pratt.
- 9/3 Fourth-round 1984 draft choice to Baltimore for WR Roger Carr.

1983

- 4/24 First-round (#9), second-round, and third-round 1983 draft choices to Houston for first-round (#3) 1983 draft choice (RB Curt Warner).
- 6/28 Twelfth-round 1985 draft choice to Buffalo for G Reggie McKenzie.
- 6/29 First-round 1985 draft choice to Cincinnati for C Blair Bush.
- 8/24 RB Sherman Smith and WR Roger Carr to San Diego for fifth-round 1984 draft choice (choice traded) and fifth-round 1985 draft choice (C Mark Napolitan).

1984

- 3/12 Fifth-round 1984 and sixth-round 1985 draft choices to New York Giants for CB Terry Jackson.
- 4/4 NT Manu Tuiasosopo to San Francisco for fourth-round 1984 and tenth-round 1985 draft choices.
- 7/31 Second-round 1986 draft choice to New England for T Bob Cryder.
- 10/9 T Steve August to Pittsburgh for fifth-round 1985 draft choice.

1985

- 4/26 Seventh-round 1986 draft choice to Buffalo for G Jon Borchardt.
- 8/20 TE Pete Metzelaars to Buffalo for WR Byron Franklin.
- 8/27 The rights to DE Sam Clancy to Cleveland for seventh-round 1986 draft choice (RB Paul Miles).
- 10/15 Fourth-round 1986 draft choice to Cincinnati for TE Dan Ross.

1986

- 8/9 Sixth-round 1987 draft choice to Philadelphia for G Greg Naron.
- 8/19 TE Dan Ross to Green Bay for twelfth-round 1987 draft choice (DE Wes Dove).
- 8/27 Third-round 1987 draft choice to Cincinnati for T Mike Wilson.
- 9/1 LB Shelton Robinson to Detroit for fifth-round 1987 draft choice (FB Tommie Agee).
- 9/2 S John Harris to Minnesota for seventh-round 1987 draft choice (NT Roland Barbay).

1987

- 5/19 Fifth-round 1988 draft choice to San Francisco for QB Jeff Kemp.
- 8/25 T Ron Essink to Dallas for fifth-round 1988 draft choice (choice traded).
- 8/26 CB Dave Brown to Green Bay for eleventh-round 1988 draft choice (T Rick McLeod).

1988

- 4/22 Fifth-round 1988, first-round 1989, and fifth-round 1989 draft choices to Phoenix for QB Kelly Stouffer.
- 5/4 NT Randy Edwards and sixth-round 1989 draft choice to Tampa Bay for T Ron Heller.
- 5/23 Conditional draft choice to Washington for CB Tim Morrison.
- 8/1 WR Daryl Turner to Cleveland for an undisclosed draft choice. Turner failed his physical, is returned to Seahawks, and waived.
- 8/22 T Ron Heller to Philadelphia for fourth-round 1989 draft choice (RS James Henry).
- 9/8 LB Fred Young to Indianapolis for first-round 1989 (T Andy Heck) and first-round 1990 (choice traded) draft choices.

1989

- 7/25 Ninth-round 1990 draft choice to Dallas for T Daryle Smith.
- 7/28 Conditional draft choice to Detroit for T Curt Singer.
- 8/7 C Kevin Thomas to Phoenix for conditional draft choice.
- 8/31 CB Terry Taylor to Detroit for FB James Jones.

1990

- 4/22 Two first-round (#8 and #10) and third-round 1990 draft choices and fourth-round 1991 draft choice to New England for first-round (#3) (DT Cortez Kennedy) and second-round (#29) (LB Terry Wooden) 1990 draft choices.
- 7/27 LB Willie Walker to New York Jets for conditional draft choice.
- 8/26 Conditional draft choice to Detroit for WR John Ford.
- 8/28 Seventh-round 1991 draft choice to Atlanta for T Ronnie Lee.
- 10/16 Eighth-round 1991 draft choice to Los Angeles Raiders for S Vann McElroy.

1991

- 1/31 T Ron Mattes to New York Jets for twelfth-round 1992 draft choice (DE John MacNeill).
- 4/22 Ninth-round 1991 draft choice to Cleveland for DE Bob Buczkowski.

1992

- 4/25 Second-round 1992 and third-round 1993 draft choices to Minnesota for DT Keith Millard.
- 4/26 Fourth-round 1992 draft choice to New Orleans for RB Rueben Mayes.

1993

- 4/26 Sixth-round 1993 draft choice to Green Bay for S Dave McCloughan.
- 8/25 Sixth-round 1994 draft choice to New England for RB Jon Vaughn.

1994

- 4/25 Fifth-round 1994 draft choice to San Diego for fourth-round 1995 draft choice (LB Jason Kyle).
- 4/28 Fifth-round 1995 draft choice to Detroit for WR Reggie Barrett.

1995

- 3/10 Third-round 1995 draft choice to Green Bay for signing restricted free agent CB Corey Harris.
- 4/3 Fourth-round 1995 draft choice to Arizona for WR Ricky Proehl.

1996

- 3/12 G Jeff Blakeshear to Baltimore for fourth-round 1997 draft choice (choice traded).
- 4/20 First-round 1996 draft choice (#14) to Houston for first-round 1996 draft choice (#17) and DT Glenn Montgomery.
- 4/20 First-round 1996 draft choice (#17) to Detroit for first-round draft choice (#21) (G Pete Kendall) and third-round 1996 draft choice (FB Reggie Brown).
- 4/20 Fourth and fifth-round 1996 draft choices to Jacksonville for fourth-round 1996 draft choice (DE Phillip Daniels).
- 6/27 S Eugene Robinson to Green Bay for DE Matt LaBounty

1997

- 2/18 QB Rick Mirer and fourth-round 1997 draft choice (b) to Chicago for first-round (#11) 1997 draft choice (choice traded).
- 3/28 First-round (#11), second-round, third-round, and fourth-round 1997 draft choices to Atlanta for first-round (#3) (CB Shawn Springs) and third-round 1997 draft choices.
- 4/19 First-round (#12) and third-round 1997 draft choices to Tampa Bay Buccaneers for first-round (#6) 1997 draft choice (T Walter Jones).
- 9/30 Conditional draft choice to New Orleans Saints for WR Daryl Hobbs.

1998

- 4/19 Fifth-round choice (#138) to Dallas in exchange for sixth-round (#162, DT Carl Hansen) and seventh-round (#197, C Jason McEndoo) selections.

1999

- 3/19 Seventh-round choice (#223) to NY Jets for QB Glenn Foley.
- 4/17 First-round choice (#17) to New England for first-round (#20), third-round (#82) and sixth round (#191).
- 4/17 First-round choice (#20) to Dallas for first-round (#22) and fifth-round (#140).
- 4/17 Second-round choice (#47) awarded to Green Bay as compensation for Mike Holmgren.
- 4/18 Sixth-round choices (#187 & #191) to Cleveland for sixth-round (#170, CB Steve Johnson).
- 6/24 WR James McKnight to Dallas Cowboys for third-round 2000 draft choice.
- 8/30 Seventh-round 2000 pick to Green Bay for WR Derrick Mayes.
- 9/5 Conditional draft choice to Jacksonville for CB Cordell Taylor.

2000

- 2/12 WR Joey Galloway to Dallas Cowboys for first-round choices in 2000 & 2001.
- 4/14 RB Ahman Green and fifth-round choice to Green Bay for CB Fred Vinson and sixth-round pick.
- 4/15 Third-round choice (#86) to San Francisco for fourth (#119) and fifth-round (#154) picks.
- 4/16 Fifth-round pick (#154) to Denver for sixth-round (#175) and seventh-round (#231) picks.
- 4/16 Seventh-round pick (#231) to Oakland for a sixth-round 2001 choice.
- 8/27 Undisclosed 2001 draft choice to Chicago for G Chad Overhauser.

2001

- 3/2 First-round pick (#10) and third-round choice (#72) to Green Bay for QB Matt Hasselbeck and first-round choice (#17).
- 4/21 First-round (#7) and sixth-round pick (#191) to San Francisco for first-round (#9), third-round (82) and seventh-round (#222) picks.

2002

- 4/19 Brock Huard to Indianapolis for fifth-round choice (#146).
- 4/20 First-round (#20) and fifth-round pick (#156) to Green Bay for first-round (#28) and second-round (#60) picks.
- 6/21 Ike Charlton to Jacksonville for seventh-round choice (#222) in 2003.

2003

- 4/10 Undisclosed 2004 draft choice to Atlanta for T Michael Thompson.
- 4/27 Fifth-round pick (#147) to Green Bay for fifth-round (#165) and sixth-round picks (#203).
- 4/27 Sixth-round pick (#203) to New Orleans for DT Norman Hand.

2004

- 10/10 Conditional 2005 draft choice to Oakland for WR Jerry Rice.

2005

- 3/8 QB Trent Dilfer to Cleveland for 2005 fourth-round pick (#120).
- 4/23 First-round pick (#23) to Oakland for first-round (#26) and fourth-round (#105) picks.
- 4/23 Second-round (#54) and two fourth-round (#121, #126) picks to Carolina for second-round (#45) pick.

2006

- 4/25 Sixth-round pick (#200) to Chicago for S Mike Green.
- 9/11 First-round pick (#24) to New England for WR Dieon Branch.

2007

- 4/29 WR Darrell Jackson to San Francisco for 2007 fourth-round pick (#124).





Seattle opened its season where last season ended; in Detroit, Michigan. The outcome was different as the Seahawks left victorious after a 9-6 win from the foot of Josh Brown. A defensive battle throughout, neither team found the endzone in a game that included five fumbles between the two teams with each team recovering one. Detroit got on the board first as Jason Hanson connected from 44 yards out after Seattle's opening drive stalled and resulted in a blocked field goal attempt. The Lions blocked their second field goal of the day early in the second, but Brown bounced back and hit from 20 yards out and also was good from 51 yards as time expired to put Seattle up 6-3 at the half. The third quarter featured six punts and early in the fourth quarter, Hanson's 52-yard attempt landed short. However, Detroit tied the game at 6 on its next possession after a Hanson 37 yard field goal. The teams then exchanged punts and Seattle took over with 3:13 left in the game. Shaun Alexander rushed for 16 yards on two carries and then Darrell Jackson took a Matt Hasselbeck pass along the right sideline, then cut back and reversed field for a 13-yard gain. Three plays later, Maurice Morris gained 17 yards to the Detroit 24 to set up Brown's 42-yard game-winner as the clock hit 0:00.

| Seattle | | | 0 | 6 | 0 | 3 | — | 9 |
|---------|---|--------|------------------------------------|---|---|---------|---|---|
| Detroit | | | 3 | 0 | 0 | 3 | — | 6 |
| | | | | | | | | |
| | | | Seattle | | | Detroit | | |
| DET | 1 | 8:00 | Hanson 44 field goal (9-47, 4:40) | | | 0 | 3 | |
| SEA | 2 | 5:59 | Brown 20 field goal (10-45, 5:48) | | | 3 | 3 | |
| SEA | 2 | 0:00 | Brown 51 field (8-28, 1:29) | | | 6 | 3 | |
| DET | 4 | 7:05 | Hanson 37 field goal (11-61, 4:45) | | | 6 | 6 | |
| SEA | 4 | 0:00 | Brown 42 field goal (8-56, 3:13) | | | 9 | 6 | |
| Att. | — | 60,535 | | | | | | |

INDIVIDUAL STATISTICS

RUSHING

| Seattle | Att | Yds | LG | TD | Detroit | Att | Yds | LG | TD |
|--------------|-----------|-----------|-----------|----------|--------------|-----------|-----------|----------|----------|
| Alexander | 19 | 51 | 14 | 0 | Jones | 14 | 35 | 9 | 0 |
| Morris | 3 | 23 | 17 | 0 | Drummond | 1 | 4 | 4 | 0 |
| Hasselbeck | 3 | 15 | 5 | 0 | Calhoun | 2 | -1 | 1 | 0 |
| TOTAL | 25 | 89 | 17 | 0 | TOTAL | 17 | 38 | 9 | 0 |

PASSING

| Seattle | A | C | Yds | TD | Int | RT | Detroit | A | C | Yds | TD | Int | RT |
|--------------|-----------|-----------|------------|----------|----------|-------------|--------------|-----------|-----------|------------|----------|----------|-------------|
| Hasselbeck | 30 | 25 | 210 | 0 | 0 | 95.8 | Kitna | 37 | 21 | 229 | 0 | 0 | 75.2 |
| TOTAL | 30 | 25 | 210 | 0 | 0 | 95.8 | TOTAL | 37 | 21 | 229 | 0 | 0 | 75.2 |

RECEIVING

| Seattle | No | Yds | LG | TD | Detroit | No | Yds | LG | TD |
|--------------|-----------|------------|-----------|----------|--------------|-----------|------------|-----------|----------|
| Strong | 6 | 30 | 10 | 0 | Furrey | 5 | 55 | 19 | 0 |
| Engram | 5 | 52 | 21 | 0 | Jones | 5 | 45 | 15 | 0 |
| Jackson | 5 | 47 | 13 | 0 | Bradford | 3 | 36 | 21 | 0 |
| Mili | 4 | 24 | 14 | 0 | Williams | 3 | 36 | 21 | 0 |
| Alexander | 2 | 1 | 4 | 0 | Pollard | 2 | 21 | 14 | 0 |
| Burleson | 1 | 36 | 36 | 0 | Campbell | 1 | 30 | 30 | 0 |
| Hackett | 1 | 14 | 14 | 0 | Bryson | 1 | 4 | 4 | 0 |
| Morris | 1 | 6 | 6 | 0 | Drummond | 1 | 2 | 2 | 0 |
| TOTAL | 25 | 210 | 36 | 0 | TOTAL | 21 | 229 | 30 | 0 |

TEAM STATISTICS

| | Seattle | Detroit |
|-------------------------|----------|----------|
| Total First Downs | 17 | 15 |
| Third Down Eff. | 2-11-18% | 5-14-36% |
| Total Net Yards | 264 | 251 |
| Total Off. Plays | 61 | 57 |
| Avg. per Play | 4.4 | 4.3 |
| Net Yards Rushing | 91 | 38 |
| Total Rushing Plays | 26 | 17 |
| Net Yards Passing | 173 | 213 |
| Times Sacked/Yards Lost | 5/37 | 3/16 |
| Pass Atts-Comps-Ints | 30-25-0 | 37-21-0 |
| Punts-No. and Avg. | 5-52.6 | 6-43.0 |
| Penalties-No. and Yards | 8-55 | 7-61 |
| Fumbles-No. and Lost | 2-1 | 3-1 |
| Touchdowns | 0 | 0 |
| Field Goals Made-Att | 3-5 | 2-3 |

DEFENSE

| Seattle | T | S | A | QB | Yds. | Int. | Yds. | PD | FF | FR |
|----------|---|---|---|-----|------|------|------|----|----|----|
| Herndon | 8 | 6 | 2 | 0.0 | 0.0 | 0 | 0 | 0 | 0 | 0 |
| Peterson | 7 | 4 | 3 | 1.0 | 8.0 | 0 | 0 | 0 | 0 | 0 |
| Hamlin | 6 | 4 | 2 | 0.0 | 0.0 | 0 | 0 | 0 | 0 | 0 |
| Tatupu | 5 | 5 | 0 | 0.0 | 0.0 | 0 | 0 | 1 | 0 | 0 |
| Boulware | 5 | 3 | 2 | 0.0 | 0.0 | 0 | 0 | 1 | 1 | 0 |

Additional Stats: Sacks: Fisher 1.0, Lewis 1.0; **Forced Fumbles:** Bernard 1; **Fumble Recoveries:** Fisher 1.

| Detroit | T | S | A | QB | Yds. | Int. | Yds. | PD | FF | FR |
|---------|----|---|---|-----|------|------|------|----|----|----|
| Sims | 10 | 7 | 3 | 0.0 | 0.0 | 0 | 0 | 0 | 0 | 0 |
| Holt | 10 | 7 | 3 | 0.0 | 0.0 | 0 | 0 | 0 | 0 | 0 |
| Bryant | 8 | 8 | 0 | 0.0 | 0.0 | 0 | 0 | 2 | 0 | 0 |
| Lewis | 8 | 5 | 3 | 0.0 | 0.0 | 0 | 0 | 0 | 1 | 0 |
| Bly | 6 | 5 | 1 | 0.0 | 0.0 | 0 | 0 | 0 | 1 | 0 |
| Kennedy | 6 | 5 | 1 | 0.0 | 0.0 | 0 | 0 | 0 | 0 | 0 |

Additional Stats: Sacks: Hall 2.0, Rogers 2.0, Jackson 1.0; **Fumble Recoveries:** Redding 1.



The Seahawks defeated the Arizona Cardinals, 21-10, in their home opener at Qwest Field in front of 67,470 fans. Seattle jumped out to a quick 14-0 lead in the first quarter after Shaun Alexander's 2-yard run and Matt Hasselbeck finding Darrell Jackson behind the Cardinals defense for a 49-yard score. Alexander's 101st career total touchdown ties him with Steve Largent for most scores in club history and his 90 rush scores move him in to 10th place all-time in NFL history. Seattle's defense was stout throughout the game and allowed only 95 first-half yards. Neil Rackers got Arizona on the board in the third quarter with a 43-yard field goal but Seattle answered with a Mack Strong 3-yard plunge to push the score to 21-3 early in the fourth quarter. Arizona tacked on a touchdown on the ensuing possession, and after intercepting Hasselbeck on Seattle's following drive, looked to make a fourth quarter comeback. However, Seattle's defense continued to make plays as Kelly Herndon forced Adam Bergen to fumble with Lofa Tatupu recovering to end the Cardinals drive in Seattle territory. The two teams then exchanged punts with Seattle running out the clock to end the game. It was Seattle's 11th straight win at Qwest Field and their 23rd win in the last 26 games at the stadium.

| | | | | | | |
|---------|----|---|---|---|---|----|
| Arizona | 0 | 0 | 3 | 7 | — | 10 |
| Seattle | 14 | 0 | 0 | 7 | — | 21 |

| | | | SEA | ARI | SEA | ARI | Att. | |
|------|---|--------|---|-----|-----|-----|------|--|
| SEA | 1 | 10:43 | Alexander 2 run (Brown kick) (10-80, 4:17) | | | | | |
| SEA | 1 | 4:51 | Jackson 49 pass from Hasselbeck (Brown kick) (7-74, 3:44) | | | | | |
| ARI | 3 | 7:02 | Rackers 43 field goal (5-17, 2:33) | | | | | |
| SEA | 4 | 14:22 | Strong 3 run (Brown kick) (11-80, 4:33) | | | | | |
| ARI | 4 | 11:20 | Johnson 40 pass from Warner (Rackers kick) (8-72, 3:02) | | | | | |
| Att. | — | 67,470 | | | | | | |

INDIVIDUAL STATISTICS

RUSHING

| Arizona | Att | Yds | LG | TD | Seattle | Att | Yds | LG | TD |
|--------------|-----------|-----------|-----------|----------|--------------|-----------|------------|-----------|----------|
| James | 18 | 64 | 14 | 0 | Alexander | 26 | 89 | 14 | 1 |
| Warner | 2 | 1 | 1 | 0 | Strong | 3 | 30 | 14 | 1 |
| | | | | | Morris | 4 | 25 | 16 | 0 |
| | | | | | Engram | 1 | 4 | 4 | 0 |
| | | | | | Hasselbeck | 2 | -2 | 0 | 0 |
| TOTAL | 20 | 65 | 14 | 0 | TOTAL | 36 | 146 | 16 | 0 |

PASSING

| Arizona | A | C | Yds | TD | Int | RT | Seattle | A | C | Yds | TD | Int | RT |
|--------------|-----------|-----------|------------|----------|----------|-------------|--------------|-----------|-----------|------------|----------|----------|-------------|
| Warner | 38 | 24 | 231 | 1 | 1 | 77.9 | Hasselbeck | 27 | 12 | 221 | 1 | 2 | 54.7 |
| TOTAL | 38 | 24 | 231 | 1 | 1 | 77.9 | TOTAL | 27 | 12 | 221 | 1 | 2 | 54.7 |

RECEIVING

| Arizona | No | Yds | LG | TD | Seattle | No | Yds | LG | TD |
|------------|----|-----|-----|----|-----------|----|-----|-----|----|
| James | 7 | 33 | 7 | 0 | Jackson | 5 | 127 | 49t | 1 |
| Boldin | 6 | 62 | 17 | 0 | Engram | 4 | 51 | 25 | 0 |
| Fitzgerald | 4 | 52 | 15 | 0 | Morris | 1 | 27 | 27 | 0 |
| Bergen | 2 | 17 | 10 | 0 | Alexander | 1 | 9 | 9 | 0 |
| Ayanbadejo | 2 | 17 | 13 | 0 | Burleson | 1 | 7 | 7 | 0 |
| Walters | 2 | 10 | 5 | 0 | | | | | |
| Johnson | 1 | 40 | 40t | 1 | | | | | |

TEAM STATISTICS

| | Arizona | Seattle |
|-------------------------|----------|----------|
| Total First Downs | 17 | 20 |
| Third Down Eff. | 6-14-43% | 6-13-46% |
| Total Net Yards | 256 | 341 |
| Total Off. Plays | 63 | 66 |
| Avg. per Play | 4.1 | 5.2 |
| Net Yards Rushing | 65 | 146 |
| Total Rushing Plays | 20 | 36 |
| Net Yards Passing | 191 | 195 |
| Times Sacked/Yards Lost | 5/40 | 3/26 |
| Pass Atts-Comps-Ints | 38-24-1 | 27-12-2 |
| Punts-No. and Avg. | 6-39.7 | 5-38.6 |
| Penalties-No. and Yards | 11-66 | 7-73 |
| Fumbles-No. and Lost | 5-1 | 1-0 |
| Touchdowns | 1 | 3 |
| Field Goals Made-Att | 1-3 | 0-1 |
| Time of Possession | 28:07 | 31:53 |

DEFENSE

| Arizona | T | S | A | QB | Yds | Int | Yds | PD | FF | FR |
|----------|----|---|---|-----|------|-----|-----|----|----|----|
| Dockett | 12 | 8 | 4 | 1.0 | 10.0 | 0 | 0 | 0 | 0 | 0 |
| Wilson | 7 | 6 | 1 | 2.0 | 16.0 | 1 | 0 | 1 | 0 | 0 |
| Griffith | 7 | 4 | 3 | 0.0 | 0.0 | 0 | 0 | 1 | 0 | 0 |
| Clancy | 5 | 4 | 1 | 0.0 | 0.0 | 0 | 0 | 0 | 0 | 0 |

four with four tackles
Additional Stats: Interceptions: Hayes 1.

| Seattle | T | S | A | QB | Yds | Int | Yds | PD | FF | FR |
|----------|----|---|---|-----|------|-----|-----|----|----|----|
| Tatupu | 12 | 6 | 6 | 0.0 | 0.0 | 0 | 0 | 0 | 0 | 1 |
| Herndon | 10 | 8 | 2 | 0.0 | 0.0 | 0 | 0 | 1 | 1 | 0 |
| Hill | 8 | 8 | 0 | 1.0 | 11.0 | 0 | 0 | 0 | 0 | 0 |
| Hamlin | 8 | 6 | 2 | 1.0 | 4.0 | 0 | 0 | 0 | 1 | 0 |
| Peterson | 6 | 6 | 0 | 1.0 | 9.0 | 0 | 0 | 1 | 0 | 0 |

Additional Stats: Sacks: Tapp 1.0, Wistrom 1.0; Interceptions: Boulware 1; Forced Fumbles: Wistrom 1.



The Seahawks improved to 3-0 after defeating the Giants 42-30 in front of a Qwest Field record crowd of 68,161. Once again, the Seahawks defense made its presence known early on as Ken Hamlin's two first quarter interceptions led to 14 Seahawks points with the offense posting an eight-play, 47 yard scoring drive in between for a 21-0 lead after the first quarter. The second quarter was more of the same as the Seahawks D forced two more turnovers that the offense turned into 14 points. Jay Feely tacked on a 46 yard field goal as the half expired and the Giants faced their biggest halftime deficit in their 82-year history, down 35-3. The Giants only mustered 105 total yards in the first half. After the Giants punted to open the second half, the Seahawks pieced together a grinding 17-play drive, using 9:58 of the clock to roll 70 yards with Matt Hasselbeck finding Darrell Jackson for his club-record tying fifth touchdown pass on the day. New York attempted to rally in the fourth, but with no timeouts remaining, time was not on their side and the game came to a close. Of Hasselbeck's five touchdowns, two were to Jackson with Nate Burleson, Bobby Engram and Will Heller catching one each. Shaun Alexander broke Steve Largent's club-record with his 102nd career total touchdown with his 91st career rush score. Those 91 scores tied him with Franco Harris and Jerome Bettis for eighth-place in NFL history.

| | | | | | | |
|----------|----|----|---|----|---|----|
| New York | 0 | 3 | 0 | 27 | — | 30 |
| Seattle | 21 | 14 | 7 | 0 | — | 42 |

| | | | | | New York | Seattle |
|------|---|--------|--|--|----------|---------|
| SEA | 1 | 12:39 | Alexander 2 run (Brown kick) (2-15, 0:30) | | 0 | 7 |
| SEA | 1 | 6:54 | Burleson 12 pass from Hasselbeck (Brown kick) (8-47, 3:55) | | 0 | 14 |
| SEA | 1 | 4:12 | Jackson 4 pass from Hasselbeck (Brown kick) (4-27, 1:37) | | 0 | 21 |
| SEA | 2 | 5:27 | Heller 10 pass from Hasselbeck (Brown kick) (12-63, 5:09) | | 0 | 28 |
| SEA | 2 | 0:45 | Engram 21 pass from Hasselbeck (Brown kick) (7-64, 3:03) | | 0 | 35 |
| NYG | 2 | 0:00 | Feely 46 field goal (7-24, 0:45) | | 3 | 35 |
| SEA | 3 | 3:18 | Jackson 12 pass from Hasselbeck (Brown kick) (17-70, 9:58) | | 3 | 42 |
| NYG | 4 | 13:35 | Toomer 13 pass from Manning (Feely kick) (10-79, 4:43) | | 10 | 42 |
| NYG | 4 | 9:41 | Carter 25 pass from Manning (Feely kick) (1-25, 0:05) | | 17 | 42 |
| NYG | 4 | 9:30 | McQuarters 27 interception return (Feely kick) | | 24 | 42 |
| NYG | 4 | 2:42 | Tyree 9 pass from Manning (pass failed) (9-94, 3:29) | | 30 | 42 |
| Att. | — | 68,161 | | | | |

INDIVIDUAL STATISTICS

RUSHING

| New York | Att | Yds | LG | TD | Seattle | Att | Yds | LG | TD |
|--------------|-----------|-----------|-----------|----------|--------------|-----------|------------|-----------|----------|
| Barber | 14 | 64 | 14 | 0 | Alexander | 20 | 47 | 12 | 1 |
| Jacobs | 1 | 9 | 9 | 0 | Strong | 5 | 33 | 17 | 0 |
| | | | | | Morris | 15 | 18 | 4 | 0 |
| | | | | | Branch | 1 | 8 | 8 | 0 |
| TOTAL | 15 | 73 | 14 | 0 | TOTAL | 41 | 106 | 17 | 1 |

PASSING

| New York | A | C | Yds | TD | Int | RT | Seattle | A | C | Yds | TD | Int | RT |
|--------------|-----------|-----------|------------|----------|----------|-------------|--------------|-----------|-----------|------------|----------|----------|-------------|
| Manning | 36 | 24 | 275 | 3 | 3 | 82.5 | Hasselbeck | 33 | 24 | 227 | 5 | 3 | 93.1 |
| TOTAL | 36 | 24 | 275 | 3 | 3 | 82.5 | TOTAL | 33 | 24 | 227 | 5 | 3 | 93.1 |

RECEIVING

| New York | No | Yds | LG | TD | Seattle | No | Yds | LG | TD |
|--------------|-----------|------------|-----------|----------|--------------|-----------|------------|-----------|----------|
| Tyree | 5 | 72 | 33 | 1 | Jackson | 7 | 57 | 13 | 2 |
| Shockey | 4 | 58 | 18 | 0 | Engram | 5 | 62 | 22 | 1 |
| Barber | 4 | 14 | 7 | 0 | Burleson | 4 | 42 | 15 | 1 |
| Carter | 3 | 43 | 25t | 1 | Heller | 3 | 28 | 12 | 1 |
| Toomer | 3 | 29 | 13t | 1 | Branch | 2 | 23 | 15 | 0 |
| Jennings | 2 | 22 | 20 | 0 | Alexander | 2 | 12 | 8 | 0 |
| Burress | 1 | 23 | 23 | 0 | Strong | 1 | 3 | 3 | 0 |
| Jacobs | 1 | 9 | 9 | 0 | | | | | |
| Shiancoe | 1 | 5 | 5 | 0 | | | | | |
| TOTAL | 24 | 275 | 33 | 3 | TOTAL | 24 | 227 | 22 | 5 |

TEAM STATISTICS

| | New York | Seattle |
|-------------------------|----------|-----------|
| Total First Downs | 18 | 26 |
| Third Down Eff. | 2-9-22% | 10-16-63% |
| Total Net Yards | 337 | 333 |
| Total Off. Plays | 52 | 74 |
| Avg. per Play | 6.5 | 4.5 |
| Net Yards Rushing | 73 | 106 |
| Total Rushing Plays | 15 | 41 |
| Net Yards Passing | 264 | 227 |
| Times Sacked/Yards Lost | 1/11 | 0/0 |
| Pass Atts-Comps-Ints | 36-24-3 | 33-24-3 |
| Punts-No. and Avg. | 4-48.0 | 4-48.8 |
| Penalties-No. and Yards | 8-63 | 4-22 |
| Fumbles-No. and Lost | 1-1 | 0-0 |
| Touchdowns | 4 | 6 |
| Field Goals Made-Att | 1-1 | 0-0 |
| Time of Possession | 22:00 | 38:00 |

DEFENSE

| New York | T | S | A | QB | Yds | Int | Yds | PD | FF | FR |
|--|----|---|---|-----|-----|-----|-----|----|----|----|
| Wilson | 10 | 9 | 1 | 0.0 | 0.0 | 0 | 0 | 0 | 0 | 0 |
| Pierce | 9 | 8 | 1 | 0.0 | 0.0 | 0 | 0 | 1 | 0 | 0 |
| Strahan | 9 | 5 | 4 | 0.0 | 0.0 | 0 | 0 | 0 | 0 | 0 |
| Demps | 8 | 5 | 3 | 0.0 | 0.0 | 0 | 0 | 0 | 0 | 0 |
| two players with 6 tackles | | | | | | | | | | |
| Additional Stats: Interceptions: McQuarters 1t, Robbins 1, Webster 1. | | | | | | | | | | |
| Seattle | T | S | A | QB | Yds | Int | Yds | PD | FF | FR |
| Babineaux | 7 | 4 | 3 | 0.0 | 0.0 | 0 | 0 | 0 | 0 | 0 |
| Tatupu | 6 | 6 | 0 | 0.0 | 0.0 | 0 | 0 | 1 | 0 | 0 |
| Boulware | 6 | 4 | 2 | 0.0 | 0.0 | 1 | 0 | 2 | 0 | 0 |
| Trufant | 5 | 5 | 0 | 0.0 | 0.0 | 0 | 0 | 0 | 1 | 0 |
| three players with 4 tackles | | | | | | | | | | |
| Additional Stats: Sacks: Tapp 1.0; Interceptions: Hamlin 2; Fumble Recoveries: Hill 1. | | | | | | | | | | |



In a Sunday Night match-up of two 3-0 NFC teams, the Seahawks were defeated by the Bears 37-6 at Soldier Field. The Seahawks offense was unable to get on track throughout the night as the Bears stout defense held them to two Josh Brown field goals in the first half. Chicago, meanwhile, converted two field goals sandwiched in between two touchdown scoring drives in the first half for a 20-6 halftime lead. The Bears defense forced two Matt Hasselbeck interceptions in the first half and held Maurice Morris, subbing for an injured Shaun Alexander, to just 27 yards on six carries in the opening two quarters. Seattle was shut out in the second half and the Bears Thomas Jones scored the second of two touchdowns in the third quarter followed by Bernard Berrian's 40-yard score near the end of the third. Robbie Gould tacked on a 41-yard field goal to cap the scoring while Seneca Wallace and Marquis Weeks saw clean-up duty late in the fourth quarter.

| | | | | Seattle | 3 | 3 | 0 | 0 | — | 6 | | |
|-----|---|-------|----------|--|---|----|----|---|---|----|---------|---------|
| | | | | Chicago | 7 | 13 | 14 | 3 | — | 37 | | |
| | | | | | | | | | | | Seattle | Chicago |
| SEA | 1 | 8:58 | Brown | 23 field goal (7-57, 2:09) | | | | | | | | 3 |
| CHI | 1 | 2:27 | Muhammad | 9 pass from Grossman (Gould kick) (12-69, 6:31) | | | | | | | 3 | 7 |
| CHI | 2 | 13:33 | Gould | 36 field goal (8-60, 2:33) | | | | | | | | 3 |
| CHI | 2 | 6:23 | Gould | 20 field goal (9-34, 3:33) | | | | | | | | 3 |
| CHI | 2 | 2:25 | Jones | 3 run (Gould kick) (5-37, 2:27) | | | | | | | 3 | 20 |
| SEA | 2 | 0:27 | Brown | 24 field goal (12-75, 1:58) | | | | | | | 6 | 20 |
| CHI | 3 | 10:05 | Jones | 1 run (Gould kick) (10-65, 4:55) | | | | | | | 6 | 27 |
| CHI | 3 | 0:51 | Berrian | 40 pass from Gross man (Gould kick) (6-73, 3:43) | | | | | | | 6 | 34 |
| CHI | 4 | 7:43 | Gould | 41 field goal (4-8, 2:09) | | | | | | | 6 | 37 |

Att. — 62,225

INDIVIDUAL STATISTICS

RUSHING

| Seattle | Att | Yds | LG | TD | Chicago | Att | Yds | LG | TD |
|--------------|-----------|-----------|-----------|----------|--------------|-----------|------------|-----------|----------|
| Morris | 11 | 35 | 15 | 0 | Jones | 24 | 98 | 29 | 2 |
| Hasselbeck | 1 | 19 | 19 | 0 | Benson | 11 | 37 | 19 | 0 |
| Strong | 4 | 15 | 5 | 0 | Berrian | 1 | 5 | 5 | 0 |
| Weeks | 3 | 8 | 3 | 0 | Grossman | 1 | 2 | 2 | 0 |
| | | | | | McKie | 1 | 1 | 1 | 0 |
| TOTAL | 19 | 77 | 19 | 0 | TOTAL | 38 | 143 | 29 | 2 |

PASSING

| Seattle | A | C | Yds | TD | Int | RT | Chicago | A | C | Yds | TD | Int | RT |
|--------------|-----------|-----------|------------|----------|----------|-------------|--------------|-----------|-----------|------------|----------|----------|--------------|
| Hasselbeck | 35 | 16 | 196 | 0 | 2 | 39.7 | Grossman | 31 | 17 | 232 | 2 | 0 | 100.5 |
| Wallace | 2 | 1 | 6 | 0 | 0 | 56.2 | | | | | | | |
| TOTAL | 37 | 17 | 202 | 0 | 2 | 40.6 | TOTAL | 31 | 17 | 232 | 2 | 0 | 100.5 |

RECEIVING

| Seattle | Att | Yds | LG | TD | Chicago | Att | Yds | LG | TD |
|----------|-----|-----|----|----|----------|-----|-----|----|----|
| Jackson | 5 | 62 | 22 | 0 | Muhammad | 5 | 45 | 14 | 1 |
| Engram | 4 | 33 | 12 | 0 | Berrian | 3 | 108 | 46 | 1 |
| Branch | 3 | 57 | 31 | 0 | Clark | 3 | 39 | 17 | 0 |
| Strong | 2 | 14 | 8 | 0 | McKie | 3 | 12 | 9 | 0 |
| Burleson | 1 | 19 | 19 | 0 | Jones | 2 | 9 | 8 | 0 |

TEAM STATISTICS

| | Seattle | Chicago |
|-------------------------|----------|----------|
| Total First Downs | 14 | 21 |
| Third Down Eff. | 4-16-25% | 6-15-40% |
| Total Net Yards | 230 | 362 |
| Total Off. Plays | 61 | 70 |
| Avg. per Play | 3.8 | 5.2 |
| Net Yards Rushing | 77 | 143 |
| Total Rushing Plays | 19 | 38 |
| Net Yards Passing | 153 | 219 |
| Times Sacked/Yards Lost | 5/49 | 1/13 |
| Pass Atts-Comps-Ints | 37-17-2 | 31-17-0 |
| Punts-No. and Avg. | 8-43.1 | 5-42.2 |
| Penalties-No. and Yards | 7-59 | 5-60 |
| Fumbles-No. and Lost | 0-0 | 3-0 |
| Touchdowns | 0 | 4 |
| Field Goals Made-Att | 2-2 | 3-3 |
| Time of Possession | 24:28 | 35:32 |

DEFENSE

| | T | S | A | QB | Yds | Int | Yds | PD | FF | FR |
|----------------|----------|----------|----------|-----------|------------|------------|------------|-----------|-----------|-----------|
| Tatupu | 11 | 9 | 2 | 0.0 | 0.0 | 0 | 0 | 0 | 0 | 0 |
| Hill | 9 | 9 | 0 | 0.0 | 0.0 | 0 | 0 | 0 | 0 | 0 |
| Peterson | 9 | 5 | 4 | 0.0 | 0.0 | 0 | 0 | 0 | 0 | 0 |
| Boulware | 5 | 4 | 1 | 0.0 | 0.0 | 0 | 0 | 1 | 0 | 0 |
| Davis | 4 | 4 | 0 | 1.0 | 13.0 | 0 | 0 | 0 | 0 | 0 |
| Herndon | 4 | 3 | 1 | 0.0 | 0.0 | 0 | 0 | 0 | 0 | 0 |
| Chicago | T | S | A | QB | Yds | Int | Yds | PD | FF | FR |
| Briggs | 10 | 9 | 1 | 0.0 | 0.0 | 0 | 0 | 0 | 0 | 0 |
| Urlacher | 7 | 5 | 2 | 0.0 | 0.0 | 0 | 0 | 1 | 0 | 0 |
| Brown | 5 | 4 | 1 | 0.0 | 0.0 | 0 | 0 | 0 | 0 | 0 |

three players with four tackles

Additional Stats: Sacks: Anderson 2.0, Harris 2.0, Brown 1.0;

Interceptions: R. Manning 2.



In an early season matchup for first place in the NFC West, Seattle edged St. Louis, 30-28, to improve to 4-1 on the season. The Rams jumped out to a 7-0 lead after Marc Bulger found Torry Holt from 9 yards out to open the game but Seattle answered with Matt Hasselbeck finding Deion Branch from 14 yards out. The rest of the half belonged to the Rams as they scored twice more, including Holt's second touchdown catch of the half. Down 21-7 to open the third, the Seahawks came out revitalized on both sides of the ball, as the offense got on track when Hasselbeck found Darrell Jackson for a 42-yard touchdown while the defense held St. Louis to two punts in the third quarter. Seattle opened the final period with a Josh Brown 49-yard field goal to cut the lead to 21-17. On the ensuing kickoff, D.D. Lewis forced Kevin Curtis to fumble with Kevin Bentley recovering on the Rams 22. Two plays later Hasselbeck found Branch for the second time on the day to take the lead, 24-21. After a Rams three-and-out, Brown converted another 49-yarder for a 27-21 lead. After an exchange of punts, Lofa Tatupu picked off Bulger and returned it to the Rams 17 with 3:09 remaining. Looking to run out the clock, Maurice Morris fumbled on a third-and-4 play and St. Louis recovered with 2:48 remaining. The Rams converted a third down to keep their drive moving and two plays later Bulger hooked up with Holt for the third time, this a juggling 67-yard touchdown for a 28-27 lead. With 1:38 remaining and no timeouts, Hasselbeck led an 8-play, 47 yard drive, connecting on three of four passes for 42 yards, to the Rams 36 yard line. After spiking the ball with :04 on the clock, Brown came on to boot a 54-yard game-winner, the second this season and fourth career.

| | | | | | | |
|-----------|---|----|---|----|---|----|
| Seattle | 7 | 0 | 7 | 16 | — | 30 |
| St. Louis | 7 | 14 | 0 | 7 | — | 28 |

| | | | | | Seattle | St. Louis |
|------|---|--------|---|----|---------|-----------|
| STL | 1 | 9:36 | Holt 9 pass from Bulger (Wilkins kick) (9-74, 5:24) | | 0 | 7 |
| SEA | 1 | 4:30 | Branch 14 pass from Hasselbeck (Brown kick) (10-62, 5:06) | | 7 | 7 |
| STL | 2 | 13:02 | Jackson 2 run (Wilkins kick) (12-77, 6:28) | | 7 | 14 |
| STL | 2 | 2:41 | Holt 10 pass from Bulger (Wilkins kick) (6-42, 3:32) | | 7 | 21 |
| SEA | 3 | 4:28 | Jackson 42 pass from Hasselbeck (Brown kick) (5-86, 1:40) | | 14 | 21 |
| SEA | 4 | 14:21 | Brown 49 field goal (8-47, 3:38) | | | 17 |
| SEA | 4 | 13:33 | Branch 19 pass from Hasselbeck (Brown kick) (2-22, 0:41) | 24 | | 21 |
| SEA | 4 | 10:33 | Brown 49 field goal (4-2, 1:22) | | | 27 |
| STL | 4 | 1:44 | Holt 67 pass from Bulger (Wilkins kick) (5-93, 1:04) | 27 | | 28 |
| SEA | 4 | 0:00 | Brown 54 field goal (8-47, 1:44) | | | 30 |
| Att. | — | 65,592 | | | | |

INDIVIDUAL STATISTICS

RUSHING

| Seattle | Att | Yds | LG | TD | St. Louis | Att | Yds | LG | TD |
|--------------|-----------|------------|-----------|----------|--------------|-----------|-----------|----------|----------|
| Morris | 23 | 74 | 21 | 0 | Jackson | 20 | 56 | 9 | 1 |
| Hasselbeck | 2 | 22 | 17 | 0 | Hedgecock | 1 | 2 | 2 | 0 |
| Branch | 1 | 19 | 19 | 0 | Fisher | 1 | 1 | 1 | 0 |
| Strong | 2 | 10 | 9 | 0 | | | | | |
| TOTAL | 28 | 125 | 21 | 0 | TOTAL | 22 | 59 | 9 | 1 |

PASSING

| Seattle | A | C | Yds | TD | Int | RT | St. Louis | A | C | Yds | TD | Int | RT |
|--------------|-----------|-----------|------------|----------|----------|--------------|--------------|-----------|-----------|------------|----------|----------|--------------|
| Hasselbeck | 34 | 19 | 268 | 3 | 0 | 110.9 | Bulger | 39 | 26 | 360 | 3 | 1 | 111.1 |
| TOTAL | 34 | 19 | 268 | 3 | 0 | 110.9 | TOTAL | 39 | 26 | 360 | 3 | 1 | 111.1 |

RECEIVING

| Seattle | No | Yds | LG | TD | St. Louis | No | Yds | LG | TD |
|---------|----|-----|-----|----|--------------|----|-----|-----|----|
| Branch | 6 | 76 | 19t | 2 | Holt | 8 | 154 | 67t | 3 |
| Jackson | 4 | 94 | 42t | 1 | Jackson | 7 | 40 | 8 | 0 |
| Hackett | 3 | 66 | 37 | 0 | Bruce | 5 | 45 | 16 | 0 |
| Mili | 2 | 18 | 11 | 0 | Curtis | 2 | 52 | 39 | 0 |
| Strong | 2 | 8 | 5 | 0 | Klopfenstein | 2 | 37 | 28 | 0 |

TEAM STATISTICS

| | Seattle | St. Louis |
|-------------------------|----------|-----------|
| Total First Downs | 20 | 21 |
| Third Down Eff. | 9-17-53% | 8-15-53% |
| Total Net Yards | 364 | 368 |
| Total Off. Plays | 66 | 67 |
| Avg. per Play | 5.5 | 5.5 |
| Net Yards Rushing | 125 | 59 |
| Total Rushing Plays | 28 | 22 |
| Net Yards Passing | 239 | 309 |
| Times Sacked/Yards Lost | 4/29 | 6/51 |
| Pass Atts-Comps-Ints | 34-19-0 | 39-26-1 |
| Punts-No. and Avg. | 4-39.5 | 5-37.4 |
| Penalties-No. and Yards | 10-65 | 6-72 |
| Fumbles-No. and Lost | 1-1 | 1-1 |
| Touchdowns | 3 | 4 |
| Field Goals Made-Att | 3-4 | 0-0 |
| Time of Possession | 27:55 | 32:05 |

DEFENSE

| Seattle | T | S | A | QB | Yds | Int | Yds | PD | FF | FR |
|----------|---|---|---|-----|------|-----|-----|----|----|----|
| Hamlin | 7 | 7 | 0 | 1.0 | 7.0 | 0 | 0 | 0 | 0 | 0 |
| Tatupu | 6 | 6 | 0 | 0.0 | 0.0 | 1 | 19 | 2 | 0 | 0 |
| Hill | 6 | 3 | 0 | 0.0 | 0.0 | 0 | 0 | 1 | 0 | 0 |
| Peterson | 4 | 4 | 0 | 2.0 | 13.0 | 0 | 0 | 1 | 0 | 0 |
| Fisher | 4 | 4 | 0 | 2.0 | 20.0 | 0 | 0 | 0 | 0 | 0 |

Additional Stats: Sacks: Bernard 0.5, Tubbs 0.5.

| St. Louis | T | S | A | QB | Yds | Int | Yds | PD | FF | FR |
|-------------|----|----|---|-----|-----|-----|-----|----|----|----|
| Witherspoon | 10 | 10 | 0 | 0.0 | 0.0 | 0 | 0 | 1 | 0 | 0 |
| Chavous | 5 | 5 | 0 | 0.0 | 0.0 | 0 | 0 | 2 | 0 | 0 |
| Little | 5 | 5 | 0 | 0.0 | 0.0 | 0 | 0 | 0 | 1 | 0 |
| Tinoisamoa | 4 | 4 | 0 | 1.0 | 8.0 | 0 | 0 | 0 | 0 | 0 |
| Kennedy | 4 | 4 | 0 | 0.0 | 0.0 | 0 | 0 | 0 | 0 | 1 |

Additional Stats: Sacks: Adeyanju 1.0, Chillar 1.0, Glover.



The Seahawks dropped a 31-13 decision to the Vikings, ending their franchise-record 12-game home winning streak at Qwest Field. Minnesota opened the scoring with a Ryan Longwell 33-yard field goal while Seattle answered back with Matt Hasselbeck calling an audible on a third-and-7 play and finding Darrell Jackson on a slant for a 72-yard touchdown for a 7-3 lead. The two teams then exchanged punts and Seattle finished off a seven-play, 45 yard drive with Josh Brown connecting from 42 yards out in the opening minutes of the second quarter. The Vikings answered back with a touchdown drive, as Brad Johnson found Marcus Robinson from 40 yards out to even the score at 10 heading in to halftime. Seattle received the second-half kickoff and on its third play of the quarter, Hasselbeck injured his right knee as E.J. Henderson rolled up on his leg. After a Seattle punt, Minnesota used a trick-play to cap a nine-play, 69 yard drive as running back Mewelde Moore threw 15 yards to Jermaine Wiggins to take the lead, 17-10. Seneca Wallace replaced Hasselbeck and threw an interception on his first drive. After an exchange of punts, Minnesota was pinned at its own 5-yard line but Chester Taylor broke loose and ran 95 yards for a score, the longest rush by a Seattle opponent in club history. Down 24-10, Brown made a 26-yard field goal to open the fourth quarter but two possessions later, Wallace was sacked and subsequently fumbled in the end zone with Minnesota recovering for the score and a 31-13 lead. Wallace, seeing the most playing time of his career, was 14 of 25 for 134 yards with two interceptions.

| | | | | | | |
|-----------|---|---|----|---|---|----|
| Minnesota | 3 | 7 | 14 | 7 | — | 31 |
| Seattle | 7 | 3 | 0 | 3 | — | 13 |

| | | | | Minnesota | Seattle |
|------|---|--------|---|-----------|---------|
| MIN | 1 | 11:40 | Longwell 33 field goal (6-38, 3:20) | 3 | 0 |
| SEA | 1 | 10:01 | Jackson 72 pass from Hasselbeck (Brown kick) (3-75, 1:39) | 3 | 7 |
| SEA | 2 | 14:13 | Brown 42 field goal (7-45, 2:18) | | 3 |
| 10 | | | | | |
| MIN | 2 | 7:55 | Robinson 40 pass from Johnson (Longwell kick) (10-84, 6:18) | 10 | 10 |
| MIN | 3 | 8:51 | Wiggins 15 pass from Moore (Longwell kick) (9-69, 5:10) | 17 | 10 |
| MIN | 3 | 4:50 | Taylor 95 run (Longwell kick) (1-95, 0:16) | 24 | 10 |
| SEA | 4 | 14:11 | Brown 26 field goal (12-72, 5:39) | 24 | 13 |
| MIN | 4 | 7:48 | Williams fumble recovery in end zone (Longwell kick) | 31 | 13 |
| Att. | — | 68,118 | | | |

INDIVIDUAL STATISTICS

RUSHING

| Minnesota | Att | Yds | LG | TD | Seattle | Att | Yds | LG | TD |
|--------------|-----------|------------|------------|----------|--------------|-----------|-----------|-----------|----------|
| Taylor | 26 | 169 | 95t | 1 | Morris | 17 | 49 | 27 | 0 |
| Be. Johnson | 1 | 4 | 4 | 0 | Strong | 1 | 3 | 3 | 0 |
| Br. Johnson | 3 | 2 | 4 | 0 | Wallace | 2 | 1 | 1 | 0 |
| | | | | | Branch | 1 | 0 | 0 | 0 |
| TOTAL | 30 | 175 | 95t | 1 | TOTAL | 21 | 53 | 27 | 0 |

PASSING

| Minnesota | A | C | Yds | TD | INT | RT | Seattle | A | C | Yds | TD | INT | RT |
|--------------|-----------|-----------|------------|----------|----------|--------------|--------------|-----------|-----------|------------|----------|----------|-------------|
| Br. Johnson | 24 | 15 | 171 | 1 | 0 | 97.7 | Wallace | 25 | 14 | 134 | 0 | 2 | 37.8 |
| Moore | 1 | 1 | 15 | 1 | 0 | 158.3 | Hasselbeck | 17 | 7 | 127 | 1 | 0 | 87.1 |
| TOTAL | 25 | 16 | 186 | 2 | 0 | 113.1 | TOTAL | 42 | 21 | 261 | 1 | 2 | 57.7 |

RECEIVING

| Minnesota | No | Yds | LG | TD | Seattle | No | Yds | LG | TD |
|-------------|----|-----|-----|----|---------|----|-----|-----|----|
| Robinson | 4 | 77 | 40t | 1 | Jackson | 7 | 136 | 72t | 1 |
| C. Taylor | 4 | 19 | 11 | 0 | Branch | 4 | 60 | 23 | 0 |
| T. Taylor | 2 | 25 | 16 | 0 | Hackett | 4 | 37 | 13 | 0 |
| Williamson | 1 | 18 | 18 | 0 | Strong | 3 | 16 | 6 | 0 |
| Owens | 1 | 15 | 15 | 0 | Morris | 2 | 9 | 5 | 0 |
| Wiggins | 1 | 15 | 15t | 1 | Mili | 1 | 3 | 3 | 0 |
| McMullen | 1 | 9 | 9 | 0 | | | | | |
| Moore | 1 | 5 | 5 | 0 | | | | | |
| Kleinsasser | 1 | 3 | 3 | 0 | | | | | |

TEAM STATISTICS

| | Minnesota | Seattle |
|-------------------------|-----------|----------|
| Total First Downs | 14 | 16 |
| Third Down Eff. | 5-14-36% | 6-16-38% |
| Total Net Yards | 332 | 290 |
| Total Off. Plays | 59 | 67 |
| Avg. per Play | 5.6 | 4.3 |
| Net Yards Rushing | 175 | 53 |
| Total Rushing Plays | 30 | 21 |
| Net Yards Passing | 157 | 237 |
| Times Sacked/Yards Lost | 4/29 | 4/24 |
| Pass Atts-Comps-Ints | 25-16-0 | 42-21-2 |
| Punts-No. and Avg. | 5-40.8 | 6-51.2 |
| Penalties-No. and Yards | 5-45 | 5-30 |
| Fumbles-No. and Lost | 2-0 | 2-1 |
| Touchdowns | 4 | 1 |
| Field Goals Made-Att | 1-2 | 2-2 |
| Time of Possession | 32:19 | 27:41 |

DEFENSE

| Minnesota | T | S | A | QB | Yds | Int | Yds | PD | FF | FR |
|-----------|---|---|---|-----|-----|-----|-----|----|----|----|
| Henderson | 9 | 9 | 0 | 0.0 | 0.0 | 1 | 3 | 1 | 0 | 0 |
| Smith | 7 | 4 | 3 | 0.0 | 0.0 | 0 | 0 | 0 | 0 | 0 |
| Williams | 4 | 4 | 0 | 1.0 | 0.0 | 0 | 0 | 1 | 0 | 1 |
| Leber | 4 | 4 | 0 | 1.0 | 9.0 | 0 | 0 | 0 | 1 | 0 |

four more players with 4 tackles

Additional Stats: Sacks: Scott 1.0, Edwards 0.5, Harris 0.5; Interceptions: Griffin 1.

| Seattle | T | S | A | QB | Yds | Int | Yds | PD | FF | FR |
|----------|----|---|---|-----|------|-----|-----|----|----|----|
| Peterson | 12 | 8 | 4 | 2.0 | 17.0 | 0 | 0 | 0 | 0 | 0 |
| Hamlin | 9 | 7 | 2 | 0.0 | 0.0 | 0 | 0 | 2 | 0 | 0 |
| Hill | 6 | 5 | 1 | 1.0 | 8.0 | 0 | 0 | 0 | 1 | 0 |
| Hernndon | 6 | 4 | 2 | 0.0 | 0.0 | 0 | 0 | 1 | 0 | 0 |
| Trufant | 5 | 4 | 1 | 0.0 | 0.0 | 0 | 0 | 1 | 0 | 0 |
| Tatupu | 5 | 3 | 2 | 0.0 | 0.0 | 0 | 0 | 1 | 0 | 0 |

Additional Stats: Sacks: Bernard 1.0; Forced Fumbles: Bernard 1.



In a battle of former AFC West foes, the Seahawks fell to the Chiefs, 35-28, at Arrowhead Stadium. Kansas City struck first with a-38 yard Lawrence Tynes field goal and after forcing a Seattle punt, Damon Huard was sacked by Julian Peterson and his fumble was recovered by Russell Davis. Seneca Wallace, starting in place of injured Matt Hasselbeck (knee), found D.J. Hackett from 8 yards out to take the lead, 7-3. The Chiefs scored quickly with Larry Johnson scoring the first of his four touchdowns on the day, this a 3-yard rush just before the end of the first. Kansas City then went up 20-14 entering halftime after Wallace's second touchdown of the day, this to Jeremmy Stevens, was sandwiched in between a Tynes field goal and Johnson's second score of the day. Seattle began the second-half with a punt and Kansas City used its strong rushing attack on a 13-play drive, rushing 12 times, going 88 yards in 6:51 with Johnson finding the endzone from 2 yards out. Seattle was intercepted on its next possession and the Chiefs lined up to attempt a 36-yard field goal. Holder Dustin Colquitt fumbled the snap, recovered and then fumbled again but this time Kelly Herndon recovered and returned it 61 yards for his first career score to cut the lead to 27-21 near the end of the third quarter. The teams exchanged punts and Tynes was wide right on a 50-yard field goal attempt to begin the fourth quarter. Taking over at its own 40, Wallace needed only four plays to find Darrell Jackson from 49 yards out to take an improbable lead with 6:30 remaining. The Chiefs took the next possession and hit Seattle's defense for a 51-yard pass play from Huard to Eddie Kennison. From there Johnson sealed the game with his fourth score and the Chiefs converted a two-point conversion for a seven-point lead. Seattle was out-gained 499-240 in total yards with Wallace completing 15 of 30 passes for 198 yards with three touchdowns and two interceptions in his first career start.

| | | | | | | |
|-------------|----|----|---|---|---|----|
| Seattle | 7 | 7 | 7 | 7 | — | 28 |
| Kansas City | 10 | 10 | 7 | 8 | — | 35 |

| | | | | | Seattle | Kansas City |
|------|----|--------|--|----|---------|-------------|
| KC | 1 | 12:05 | Tynes 38 field goal (8-55, 2:55) | | | 0 |
| SEA | 3 | | | | | |
| SEA | 1 | 5:11 | Hackett 8 pass from Wallace (Brown kick) (3-7, 0:55) | 7 | 3 | |
| KC | 1 | 0:25 | Johnson 3 run (Tynes kick) (8-74, 4:46) | 7 | 10 | |
| KC | 2 | 8:31 | Tynes 32 field goal (8-56, 4:08) | | 7 | |
| SEA | 13 | | | | | |
| SEA | 2 | 4:55 | Stevens 2 pass from Wallace (Brown kick) (8-71, 3:36) | 14 | 13 | |
| KC | 2 | 0:45 | Johnson 9 pass from Huard (Tynes kick) (9-77, 4:10) | 14 | 20 | |
| KC | 3 | 6:22 | Johnson 2 run (Tynes kick) (13-88, 6:51) | 14 | 27 | |
| SEA | 3 | 1:27 | Herndon 61 fumble return (Brown kick) | 21 | 27 | |
| SEA | 4 | 6:30 | Jackson 49 pass from Wallace (Brown kick) (4-60, 0:37) | 28 | 27 | |
| KC | 4 | 2:15 | Johnson 3 run (Huard to Gonzalez) (8-80, 4:15) | 28 | 35 | |
| Att. | — | 77,645 | | | | |

INDIVIDUAL STATISTICS

RUSHING

| Seattle | Att | Yds | LG | TD | Kansas City | Att | Yds | LG | TD |
|--------------|-----------|-----------|-----------|----------|--------------|-----------|------------|-----------|----------|
| Morris | 12 | 25 | 6 | 0 | Johnson | 39 | 155 | 38 | 3 |
| Wallace | 4 | 18 | 12 | 0 | Bennett | 10 | 38 | 11 | 0 |
| Strong | 2 | 4 | 3 | 0 | Colquitt | 1 | 0 | 0 | 0 |
| | | | | | Huard | 3 | -2 | 0 | 0 |
| TOTAL | 18 | 47 | 12 | 0 | TOTAL | 53 | 191 | 38 | 3 |

PASSING

| Seattle | A | C | Yds | TD | Int | RT | Kansas City | A | C | Yds | TD | Int | RT |
|--------------|-----------|-----------|------------|----------|----------|-------------|--------------|-----------|-----------|------------|----------|----------|--------------|
| Wallace | 30 | 15 | 198 | 3 | 2 | 76.8 | Huard | 25 | 17 | 312 | 1 | 0 | 124.1 |
| TOTAL | 30 | 15 | 198 | 3 | 2 | 76.8 | TOTAL | 25 | 17 | 312 | 1 | 0 | 124.1 |

RECEIVING

| Seattle | No | Yds | LG | TD | Kansas City | No | Yds | LG | TD |
|----------|----|-----|-----|----|-------------|----|-----|----|----|
| Jackson | 3 | 64 | 49t | 1 | Kennison | 6 | 132 | 51 | 0 |
| Hackett | 3 | 25 | 14 | 1 | Gonzalez | 6 | 116 | 37 | 0 |
| Stevens | 3 | 20 | 10 | 1 | Johnson | 2 | 26 | 17 | 1 |
| Branch | 2 | 45 | 26 | 0 | Wilson | 2 | 26 | 17 | 0 |
| Burleson | 1 | 21 | 21 | 0 | Parker | 1 | 12 | 12 | 0 |
| Parry | 1 | 11 | 11 | 0 | | | | | |
| Strong | 1 | 8 | 8 | 0 | | | | | |

TEAM STATISTICS

| | Seattle | Kansas City |
|-------------------------|----------|-------------|
| Total First Downs | 15 | 30 |
| Third Down Eff. | 4-10-40% | 6-13-46% |
| Total Net Yards | 240 | 499 |
| Total Off. Plays | 49 | 79 |
| Avg. per Play | 4.9 | 6.3 |
| Net Yards Rushing | 47 | 191 |
| Total Rushing Plays | 18 | 53 |
| Net Yards Passing | 193 | 308 |
| Times Sacked/Yards Lost | 1/5 | 1/4 |
| Pass Atts-Comps-Ints | 30-15-2 | 25-17-0 |
| Punts-No. and Avg. | 4-49.5 | 1-50.0 |
| Penalties-No. and Yards | 4-35 | 6-40 |
| Fumbles-No. and Lost | 0-0 | 5-3 |
| Touchdowns | 4 | 4 |
| Field Goals Made-Att | 0-0 | 2-3 |
| Time of Possession | 17:45 | 42:15 |

DEFENSE

| Seattle | T | S | A | QB | Yds | Int | Yds | PD | FF | FR |
|----------|----|----|---|-----|-----|-----|-----|----|----|----|
| Hamlin | 11 | 10 | 1 | 0.0 | 0.0 | 0 | 0 | 0 | 0 | 0 |
| Peterson | 10 | 10 | 0 | 1.0 | 4.0 | 0 | 0 | 0 | 1 | 0 |
| Tatupu | 9 | 9 | 0 | 0.0 | 0.0 | 0 | 0 | 1 | 0 | 0 |
| Hill | 8 | 6 | 2 | 0.0 | 0.0 | 0 | 0 | 0 | 0 | 0 |

three players tied with 5 tackles.

Additional Stats: Fumble Recoveries: Davis 1, Herndon 1t.

| KC | T | S | A | QB | Yds | Int | Yds | PD | FF | FR |
|----------|---|---|---|-----|-----|-----|-----|----|----|----|
| Law | 7 | 7 | 0 | 0.0 | 0.0 | 0 | 0 | 1 | 0 | 0 |
| Mitchell | 4 | 4 | 0 | 0.0 | 0.0 | 0 | 0 | 0 | 0 | 0 |
| Johnson | 4 | 2 | 2 | 1.0 | 5.0 | 0 | 0 | 0 | 0 | 0 |
| Allen | 3 | 3 | 0 | 0.0 | 0.0 | 1 | 3 | 2 | 0 | 0 |
| Bell | 3 | 3 | 0 | 0.0 | 0.0 | 0 | 0 | 0 | 0 | 0 |

Additional Stats: Interceptions: Surtain 1; Fumble Recoveries: Colquitt 1.



Seattle improved its record to 5-3 at the midway point with a 16-0 shutout of the Oakland Raiders on Monday Night Football. After forcing Oakland to punt on its first possession, Seneca Wallace led Seattle on a seven-play, 68-yard scoring drive in 2:56 culminating in a 22-yard touchdown pass to Deion Branch for a quick 7-0 lead it would not relinquish. Josh Brown connected on three field goals from 20, 25 and 20 yards out to complete the scoring. Seattle's defense, after allowing 499 yards last week, held the Raiders to just 185 yards on the day, with just 49 in the first half along with seven sacks. In all, Seattle had nine sacks, led by Craig Terrill's career-high three with Grant Wistrom recording two and Julian Peterson adding one, good for setting a new career-high with eight on the season. Oakland punted 10 times and held the ball for 24:21 to Seattle's 35:39. Maurice Morris finished with career-highs in carries (30) and yards (138), while Wallace was 18 of 30 for 176 yards with one touchdown and rushed three times for 49 yards with a long of 37.

| | | | | | | |
|---------|----|---|---|---|---|----|
| Oakland | 0 | 0 | 0 | 0 | — | 0 |
| Seattle | 10 | 3 | 0 | 3 | — | 16 |

| | | | | Oakland | Seattle |
|--------|--------|---|--|---------|---------|
| SEA 1 | 10:39 | Branch 22 pass from Wallace (Brown kick) (7-68, 2:56) | | 0 | 7 |
| SEA 1 | 5:46 | Brown 20 field goal (8-37, 3:02) | | | 0 |
| SEA 2 | 11:11 | Brown 25 field goal (12-72, 5:12) | | 0 | 13 |
| SEA 4 | 1:17 | Brown 20 field goal (11-45, 6:18) | | 0 | 16 |
| Att. — | 67,816 | | | | |

INDIVIDUAL STATISTICS

RUSHING

| Oakland | Att | Yds | LG | TD | Seattle | Att | Yds | LG | TD |
|--------------|-----------|-----------|-----------|----------|--------------|-----------|------------|-----------|----------|
| Jordan | 9 | 63 | 32 | 0 | Morris | 30 | 138 | 29 | 0 |
| Crockett | 1 | 4 | 4 | 0 | Wallace | 3 | 49 | 37 | 0 |
| Walter | 2 | -1 | 0 | 0 | Strong | 6 | 20 | 7 | 0 |
| Fargas | 1 | -2 | -2 | 0 | | | | | |
| TOTAL | 13 | 64 | 32 | 0 | TOTAL | 39 | 207 | 37 | 0 |

PASSING

| Oakland | A | C | Yds | TD | Int | RT | Seattle | A | C | Yds | TD | Int | RT |
|--------------|-----------|-----------|------------|----------|----------|-------------|--------------|-----------|-----------|------------|----------|----------|-------------|
| Walter | 35 | 16 | 166 | 0 | 0 | 59.9 | Wallace | 30 | 18 | 176 | 1 | 0 | 87.6 |
| TOTAL | 35 | 16 | 166 | 0 | 0 | 59.9 | TOTAL | 30 | 18 | 176 | 1 | 0 | 87.6 |

RECEIVING

| Oakland | No | Yds | LG | TD | Seattle | No | Yds | LG | TD |
|----------|----|-----|----|----|---------|----|-----|-----|----|
| Moss | 6 | 76 | 18 | 0 | Jackson | 5 | 36 | 17 | 0 |
| Whitted | 3 | 27 | 14 | 0 | Branch | 4 | 61 | 22t | 1 |
| Lee | 2 | 17 | 10 | 0 | Hackett | 4 | 58 | 23 | 0 |
| Curry | 2 | 17 | 11 | 0 | Strong | 4 | 16 | 7 | 0 |
| Williams | 1 | 13 | 13 | 0 | Mili | 1 | 5 | 5 | 0 |
| Jordan | 1 | 10 | 10 | 0 | | | | | |
| Crockett | 1 | 6 | 6 | 0 | | | | | |

TEAM STATISTICS

| | Oakland | Seattle |
|-------------------------|----------|----------|
| Total First Downs | 13 | 20 |
| Third Down Eff. | 3-15-20% | 4-16-25% |
| Total Net Yards | 185 | 371 |
| Total Off. Plays | 57 | 72 |
| Avg. per Play | 3.2 | 5.2 |
| Net Yards Rushing | 64 | 207 |
| Total Rushing Plays | 13 | 39 |
| Net Yards Passing | 121 | 164 |
| Times Sacked/Yards Lost | 9/45 | 3/12 |
| Pass Atts-Comps-Ints | 35-16-0 | 30-18-0 |
| Punts-No. and Avg. | 10-45.0 | 8-42.4 |
| Penalties-No. and Yards | 8-60 | 10-80 |
| Fumbles-No. and Lost | 1-0 | 0-0 |
| Touchdowns | 0 | 1 |
| Field Goals Made-Att | 0-0 | 3-3 |
| Time of Possession | 24:21 | 35:39 |

DEFENSE

| Oakland | T | S | A | QB | Yds | Int | Yds | PD | FF | FR |
|---|----|---|---|-----|------|-----|-----|----|----|----|
| Morrison | 11 | 9 | 2 | 0.0 | 0.0 | 0 | 0 | 0 | 0 | 0 |
| Kelly | 10 | 9 | 1 | 0.0 | 0.0 | 0 | 0 | 0 | 0 | 0 |
| Schweigert | 8 | 6 | 2 | 0.0 | 0.0 | 0 | 0 | 1 | 0 | 0 |
| Howard | 7 | 4 | 3 | 0.0 | 0.0 | 0 | 0 | 0 | 0 | 0 |
| Huff | 6 | 6 | 0 | 0.0 | 0.0 | 0 | 0 | 0 | 0 | 0 |
| Additional Stats: Sacks: Burgess 1.0, Sapp 1.0, Williams 1.0. | | | | | | | | | | |
| Seattle | T | S | A | QB | Yds | Int | Yds | PD | FF | FR |
| Tatupu | 6 | 5 | 1 | 0.5 | 5.0 | 0 | 0 | 0 | 0 | 0 |
| Terrill | 5 | 3 | 2 | 3.0 | 13.0 | 0 | 0 | 0 | 0 | 0 |
| Babineaux | 5 | 3 | 2 | 0.0 | 0.0 | 0 | 0 | 1 | 0 | 0 |
| Bernard | 4 | 4 | 0 | 2.0 | 6.0 | 0 | 0 | 1 | 0 | 0 |
| Peterson | 4 | 4 | 0 | 1.0 | 4.0 | 0 | 0 | 1 | 0 | 0 |
| Hill | 4 | 3 | 1 | 0.0 | 0.0 | 0 | 0 | 0 | 0 | 0 |
| Additional Stats: Sacks: Wistrom 2.0, Darby 0.5. | | | | | | | | | | |



In front of a Qwest Field-record 68,175 fans, the Seahawks defeated the Rams 24-22 off the foot of Josh Brown for the second time this season. Seattle improved to 6-3 while St. Louis dropped to 4-5. Seattle took the opening kickoff and drove down to the St. Louis 1-yard line but after a penalty, Leonard Little sacked and forced Seneca Wallace to fumble. Victor Adeyanju picked up the ball and returned it 89 yards to put the Rams on the board first, 7-0. Seattle took the next kickoff and went right back to where it started, finding themselves in scoring range. Wallace found Darrell Jackson from 3 yards out to cap a seven-play, 76-yard drive to tie the score. The Rams tacked on two Jeff Wilkins field goals and Wallace threw his second touchdown pass of the day, this to Jerramy Stevens in the second quarter. The score was 14-13 at the half with Seattle gaining 243 yards of offense. In the second half, Seattle's offense struggled, gaining only 11 yards in the opening 27:37 of the second half. St. Louis kicked a field goal to go up 16-14 in the third quarter. The teams then exchanged turnovers, Seattle punted twice and on St. Louis' second punt in the back-and-forth possessions, Nate Burleson fielded the ball at the 10-yard line and returned it 90 yards to take the lead, 21-16. St. Louis marched down the field in 11 plays with Steven Jackson rumbling 14 yards for the touchdown and the lead. The Rams two-point conversion failed and the score remained at 22-21. On the touchdown, Richie Incognito was flagged for a personal foul and St. Louis kicked off from its own 15-yard line. Josh Scobey fielded the ball at his own 18 and ran it back to the St. Louis 49, setting up the game-winning drive. Seattle's offense put together an eight-play, 29-yard drive setting up Brown's late-game heroics. It was Brown's third game-winning kick this season, fifth career.

| | | | | | | |
|-----------|----|---|---|----|---|----|
| St. Louis | 10 | 3 | 3 | 6 | — | 22 |
| Seattle | 7 | 7 | 0 | 10 | — | 24 |

| | | | St. Louis | Seattle |
|-----|---|------|--|---------|
| STL | 1 | 9:11 | Adeyanju 89 fumble return (Wilkins kick) | 7 0 |
| SEA | 1 | 5:45 | Jackson 3 pass from Wallace (Brown kick) (7-76, 3:26) | 7 7 |
| STL | 1 | 0:07 | Wilkins 40 field goal (10-38, 5:38) | 10 7 |
| SEA | 2 | 7:39 | Stevens 15 pass from Wallace (Brown kick) (8-94, 3:20) | 10 14 |
| STL | 2 | 0:27 | Wilkins 42 field goal (13-57, 7:12) | 13 14 |
| STL | 3 | 5:41 | Wilkins 35 field goal (7-33, 2:42) | 16 14 |
| SEA | 4 | 8:19 | Burleson 90 punt return (Brown kick) | 16 21 |
| STL | 4 | 2:30 | Jackson 14 run (pass failed) (11-69, 5:49) | 22 21 |
| SEA | 4 | 0:09 | Brown 38 field goal (8-29, 2:21) | 22 22 |

24
Att. — 68,175

INDIVIDUAL STATISTICS

RUSHING

| St. Louis | Att | Yds | LG | TD | Seattle | Att | Yds | LG | TD |
|--------------|-----------|------------|-----------|----------|--------------|-----------|------------|-----------|----------|
| Jackson | 18 | 93 | 30 | 1 | Morris | 21 | 124 | 20 | 0 |
| Bulger | 1 | 8 | 8 | 0 | Wallace | 2 | 30 | 31 | 0 |
| Davis | 1 | 7 | 7 | 0 | Strong | 3 | 6 | 3 | 0 |
| TOTAL | 20 | 108 | 30 | 1 | TOTAL | 26 | 160 | 31 | 0 |

PASSING

| St. Louis | A | C | Yds | TD | Int | RT | Seattle | A | C | Yds | TD | Int | RT |
|--------------|-----------|-----------|------------|----------|----------|-------------|--------------|-----------|-----------|------------|----------|----------|--------------|
| Bulger | 40 | 26 | 215 | 0 | 1 | 68.2 | Wallace | 23 | 15 | 161 | 2 | 0 | 114.6 |
| | | | | | | | Branch | 0 | 0 | 0 | 0 | 0 | 0.0 |
| TOTAL | 40 | 26 | 215 | 0 | 1 | 68.2 | TOTAL | 23 | 15 | 161 | 2 | 0 | 114.6 |

RECEIVING

| St. Louis | No | Yds | LG | TD | Seattle | No | Yds | LG | TD |
|-----------|----|-----|----|----|---------|----|-----|-----|----|
| Holt | 7 | 73 | 18 | 0 | Jackson | 5 | 85 | 30 | 1 |
| Bruce | 7 | 66 | 22 | 0 | Stevens | 3 | 29 | 15t | 1 |
| Jackson | 6 | 40 | 12 | 0 | Branch | 3 | 22 | 11 | 0 |
| Curtis | 3 | 22 | 10 | 0 | Hackett | 3 | 20 | 11 | 0 |
| McDonald | 2 | 7 | 4 | 0 | Strong | 1 | 5 | 5 | 0 |
| Hedgecock | 1 | 7 | 7 | 0 | | | | | |

TEAM STATISTICS

| | St. Louis | Seattle |
|-------------------------|-----------|----------|
| Total First Downs | 18 | 19 |
| Third Down Eff. | 6-14-43% | 4-11-36% |
| Total Net Yards | 299 | 283 |
| Total Off. Plays | 64 | 55 |
| Avg. per Play | 4.7 | 5.1 |
| Net Yards Rushing | 108 | 160 |
| Total Rushing Plays | 20 | 26 |
| Net Yards Passing | 191 | 123 |
| Times Sacked/Yards Lost | 4/24 | 5/38 |
| Pass Atts-Comps-Ints | 40-26-1 | 23-15-0 |
| Punts-No. and Avg. | 3-43.7 | 4-42.0 |
| Penalties-No. and Yards | 7-58 | 3-16 |
| Fumbles-No. and Lost | 1-0 | 3-2 |
| Touchdowns | 2 | 3 |
| Field Goals Made-Att | 3-3 | 1-1 |
| Time of Possession | 33:52 | 26:08 |

DEFENSE

| St. Louis | T | S | A | QB | Yds | Int | Yds | PD | FF | FR |
|--|----|---|---|-----|------|-----|-----|----|----|----|
| Witherspoon | 10 | 6 | 4 | 2.0 | 3.0 | 0 | 0 | 1 | 0 | 0 |
| Chavous | 8 | 6 | 2 | 0.0 | 0.0 | 0 | 0 | 1 | 0 | 0 |
| Atogwe | 8 | 5 | 3 | 1.0 | 24.0 | 0 | 0 | 0 | 2 | 0 |
| Little | 7 | 7 | 0 | 2.0 | 10.0 | 0 | 0 | 0 | 1 | 0 |
| Adeyanju | 5 | 5 | 0 | 0.0 | 0.0 | 0 | 0 | 0 | 0 | 1 |
| Additional Stats: Sacks: Chillar 1.0; Fumble Recoveries: Smith 1. | | | | | | | | | | |
| Seattle | T | S | A | QB | Yds | Int | Yds | PD | FF | FR |
| Tatupu | 10 | 7 | 3 | 0.0 | 0.0 | 0 | 0 | 0 | 0 | 0 |
| Trufant | 7 | 6 | 1 | 0.0 | 0.0 | 0 | 0 | 1 | 0 | 0 |
| Williams | 6 | 4 | 2 | 0.0 | 0.0 | 0 | 0 | 1 | 0 | 0 |
| Hill | 6 | 2 | 4 | 0.0 | 0.0 | 0 | 0 | 0 | 0 | 0 |
| three players with 5 tackles | | | | | | | | | | |
| Additional Stats: Sacks: Darby 2.0, Davis 1.0, Wistrom 1.0; Interceptions: Hamlin 1. | | | | | | | | | | |



Seattle dropped to 6-4 after a 20-14 defeat at San Francisco. Led by Frank Gore's 212 yards rushing, the 49ers jumped out to a 20-0 lead in the first half, with Gore rushing for 130 yards on 13 carries, while Seattle turned the ball over three times and gained just 96 total yards. Joe Nedney kicked off the scoring with a 39-yard field goal in the first quarter. San Francisco scored 17 second quarter points led by Alex Smith. Smith found Arnaz Battle from 9 yards out, then rushed for a 1-yard touchdown and Nedney booted another field goal to cap the Niners scoring. The Seahawks began the second half with a 5-play, 68-yard drive that ended with Seneca Wallace finding Deion Branch from 38 yards out. Seattle's defense shut out the Niners in the second half, highlighted by a Craig Terrill blocked field goal attempt in the third quarter. Seattle cut the lead to 20-14 after Wallace found Darrell Jackson on a 41-yard touchdown. Seattle then forced San Francisco to punt, but on its next possession, Seattle failed on a fourth-and-1 attempt and turned the ball over on downs with 1:53 remaining. Lofa Tatupu gave Seattle hope, forcing Gore to fumble with Grant Wistrom recovering. However, two plays later, Wallace threw his third pick of the day. Nedney then missed a 27-yard field goal wide right but with no timeouts remaining, Seattle's offense was unable to put together a game-winning drive.

| | | Seattle | | 0 | 0 | 7 | 7 | — | 14 |
|------|---|---------------|--|---------|----|---------------|---|---|----|
| | | San Francisco | | 3 | 17 | 0 | 0 | — | 20 |
| | | | | Seattle | | San Francisco | | | |
| SF | 1 | 4:15 | Nedney 39 field goal (6-71, 2:47) | 0 | | | | | 3 |
| SF | 2 | 10:11 | Battle 9 pass from Smith (Nedney kick) (5-40, 2:42) | 0 | | | | | 10 |
| SF | 2 | 4:14 | Smith 1 run (Nedney kick) (5-74, 3:12) | 0 | | | | | 17 |
| SF | 2 | 0:00 | Nedney 18 field goal (8-30, 3:55) | 0 | | | | | 20 |
| SEA | 3 | 12:46 | Branch 38 pass from Wallace (Brown kick) (5-68, 2:14) | 7 | | | | | 20 |
| SEA | 4 | 6:40 | Jackson 41 pass from Wallace (Brown kick) (4-80, 1:45) | 14 | | | | | 20 |
| Att. | — | 68,367 | | | | | | | |

INDIVIDUAL STATISTICS
RUSHING

| Seattle | Att | Yds | LG | TD | San Francisco | Att | Yds | LG | TD |
|--------------|-----------|-----------|-----------|----------|---------------|-----------|------------|-----------|----------|
| Alexander | 17 | 37 | 16 | 0 | Gore | 24 | 212 | 51 | 0 |
| Wallace | 2 | 21 | 12 | 0 | Hicks | 5 | 17 | 7 | 0 |
| Morris | 2 | 12 | 8 | 0 | Battle | 1 | 12 | 12 | 0 |
| | | | | | Robinson | 2 | 10 | 8 | 0 |
| | | | | | Gilmore | 1 | 10 | 10 | 0 |
| | | | | | Smith | 1 | 1 | 1t | 1 |
| TOTAL | 21 | 70 | 16 | 0 | TOTAL | 34 | 262 | 51 | 1 |

PASSING

| Seattle | A | C | Yds | TD | Int | RT | San Francisco | A | C | Yds | TD | Int | RT |
|--------------|-----------|-----------|------------|----------|----------|-------------|---------------|-----------|-----------|------------|----------|----------|--------------|
| Wallace | 31 | 19 | 252 | 2 | 3 | 69.0 | Smith | 25 | 19 | 163 | 1 | 0 | 105.9 |
| TOTAL | 31 | 19 | 252 | 2 | 3 | 69.0 | TOTAL | 25 | 19 | 163 | 1 | 0 | 105.9 |

RECEIVING

| Seattle | No | Yds | LG | TD | San Francisco | No | Yds | LG | TD |
|--------------|-----------|------------|------------|----------|---------------|-----------|------------|-----------|----------|
| Branch | 7 | 113 | 38t | 1 | Battle | 5 | 47 | 23 | 1 |
| Jackson | 4 | 77 | 41t | 1 | Johnson | 4 | 48 | 18 | 0 |
| Strong | 2 | 25 | 13 | 0 | Gore | 4 | 26 | 16 | 0 |
| Hackett | 2 | 19 | 10 | 0 | Hicks | 3 | 19 | 7 | 0 |
| Stevens | 1 | 18 | 18 | 0 | Bryant | 2 | 21 | 16 | 0 |
| Burleson | 1 | 5 | 5 | 0 | Norris | 1 | 2 | 2 | 0 |
| Alexander | 1 | 2 | 2 | 0 | | | | | |
| Morris | 1 | -7 | -7 | 0 | | | | | |
| TOTAL | 19 | 252 | 41t | 2 | TOTAL | 19 | 163 | 23 | 1 |

TEAM STATISTICS

| | Seattle | San Fran. |
|-------------------------|---------|-----------|
| Total First Downs | 15 | 18 |
| Third Down Eff. | 1-8-13% | 3-13-23% |
| Total Net Yards | 303 | 416 |
| Total Off. Plays | 54 | 60 |
| Avg. per Play | 5.6 | 6.9 |
| Net Yards Rushing | 70 | 262 |
| Total Rushing Plays | 21 | 34 |
| Net Yards Passing | 233 | 154 |
| Times Sacked/Yards Lost | 2/19 | 1/9 |
| Pass Atts-Comps-Ints | 31-19-3 | 25-19-0 |
| Punts-No. and Avg. | 5-50.2 | 6-43.3 |
| Penalties-No. and Yards | 5-30 | 5-39 |
| Fumbles-No. and Lost | 2-2 | 1-1 |
| Touchdowns | 2 | 2 |
| Field Goals Made-Att | 0-0 | 2-4 |
| Time of Possession | 23:48 | 36:12 |

DEFENSE

| | T | S | A | QB | Yds | Int | Yds | PD | FF | FR |
|--|----|---|---|-----|-----|-----|-----|----|----|----|
| Hamlin | 12 | 7 | 5 | 0.0 | 0.0 | 0 | 0 | 0 | 0 | 0 |
| Hill | 10 | 9 | 1 | 0.0 | 0.0 | 0 | 0 | 0 | 0 | 0 |
| Tatupu | 10 | 8 | 2 | 0.0 | 0.0 | 0 | 0 | 0 | 1 | 0 |
| Trufant | 9 | 7 | 2 | 0.0 | 0.0 | 0 | 0 | 0 | 0 | 0 |
| Herdndon | 7 | 5 | 2 | 0.0 | 0.0 | 0 | 0 | 0 | 0 | 0 |
| Additional Stats: Fumble Recoveries: Wistrom 1. | | | | | | | | | | |
| | T | S | A | QB | Yds | Int | Yds | PD | FF | FR |
| Moore | 6 | 6 | 0 | 0.0 | 0.0 | 0 | 0 | 0 | 0 | 0 |
| Oliver | 5 | 4 | 1 | 0.0 | 0.0 | 0 | 0 | 0 | 0 | 0 |
| Young | 5 | 3 | 2 | 0.0 | 0.0 | 0 | 0 | 0 | 0 | 0 |
| four players with 4 tackles | | | | | | | | | | |
| Additional Stats: Sacks: Douglas 1.0, Green 1.0; Interceptions: Harris 2, Lewis 1; Forced Fumbles: Hudson 1, Roman 1; Fumble Recoveries: Hudson 1, Lewis 1. | | | | | | | | | | |



Seattle improved to 7-4 and opened up a two-game lead in the NFC West with a 34-24 win over the Green Bay Packers. The game marked the return of Matt Hasselbeck from injury and a record-setting day by Shaun Alexander. It was a tale of two halves for Hasselbeck, who committed four turnovers in the first half that led to Green Bay's 14 first half points. Josh Brown kept the Seahawks in the game with four field goals and Green Bay led at the half, 14-12. It was Alexander's night as he carried a Seattle-record 40 times for 201 yards, his second-career 200-yard game. While Hasselbeck shook off the rust after a four-game layoff, Seattle fed Alexander the ball and took them down in to scoring range. Trailing 21-12 in the third quarter, Hasselbeck found D.J. Hackett from 23 yards out to cut the score to 21-19. Seattle's defense fed off the Qwest Field crowd noise and forced Green Bay to punt, and on Seattle's next possession, Hasselbeck connected with Darrell Jackson for a 4-yard touchdown pass. The Seahawks converted a two-point play and increased their lead to 27-21. Green Bay answered with a 34-yard field goal but Nate Burleson's 45-yard kick-off return gave Seattle prime field position. Hasselbeck then led an 11-play, 51-yard drive in 4:37 culminating in a Jerramy Stevens 3-yard touchdown catch for the final margin. Seattle's defensive backs intercepted Brett Favre three times, one each by Kelly Herndon, Kelly Jennings and Marcus Trufant and also held the Packers to just 51 yards rushing on the night.

| Green Bay | 7 | 7 | 3 | — | 24 |
|-----------|---|---|----|---|----|
| Seattle | 3 | 9 | 15 | — | 34 |

| | | | Green Bay | Seattle |
|------|---|--------|--|---------|
| GB | 1 | 12:42 | Green 5 run (Rayner kick) (4-36, 1:30) | 7 0 |
| SEA | 1 | 3:35 | Brown 45 field goal (11-45, 5:04) | 7 3 |
| SEA | 2 | 8:36 | Brown 41 field goal (9-57, 3:55) | 7 7 |
| 6 | | | | |
| SEA | 2 | 3:34 | Brown 37 field goal (9-25, 3:21) | 7 7 |
| 9 | | | | |
| GB | 2 | 1:51 | Hodge 29 fumble return (Rayner kick) | 14 9 |
| SEA | 2 | 0:23 | Brown 28 field goal (8-40, 1:28) | 14 14 |
| 12 | | | | |
| GB | 3 | 12:39 | Driver 48 pass from Favre (Rayner kick) (5-72, 2:21) | 21 12 |
| SEA | 3 | 6:19 | Hackett 23 pass from Hasselbeck (Brown kick) (9-62, 3:33) | 21 19 |
| SEA | 4 | 14:11 | Jackson 4 pass from Hasselbeck (Hasselbeck to Stevens pass)(10-77, 5:26) | 21 27 |
| GB | 4 | 10:50 | Rayner 34 field goal (7-43, 3:21) | 24 27 |
| SEA | 4 | 6:13 | Stevens 3 pass from Hasselbeck (Brown kick) (11-51, 4:37) | 24 34 |
| Att. | — | 68,256 | | |

INDIVIDUAL STATISTICS

RUSHING

| Green Bay | Att | Yds | LG | TD | Seattle | Att | Yds | LG | TD |
|--------------|-----------|-----------|-----------|----------|--------------|-----------|------------|-----------|----------|
| Green | 14 | 44 | 14 | 1 | Alexander | 40 | 201 | 21 | 0 |
| Morency | 4 | 8 | 5 | 0 | Strong | 3 | 16 | 7 | 0 |
| Favre | 1 | -1 | -1 | 0 | Hasselbeck | 2 | 12 | 8 | 0 |
| | | | | | Morris | 3 | 6 | 4 | 0 |
| TOTAL | 19 | 51 | 14 | 1 | TOTAL | 48 | 235 | 21 | 0 |

PASSING

| Green Bay | A | C | Yds | TD | INT | RT | Seattle | A | C | Yds | TD | INT | RT |
|--------------|-----------|-----------|------------|----------|----------|-------------|--------------|-----------|-----------|------------|----------|----------|-------------|
| Favre | 36 | 22 | 266 | 1 | 3 | 58.3 | Hasselbeck | 36 | 17 | 157 | 3 | 3 | 52.7 |
| TOTAL | 36 | 22 | 266 | 1 | 3 | 58.3 | TOTAL | 36 | 17 | 157 | 3 | 3 | 52.7 |

RECEIVING

| Green Bay | Att | Yds | LG | TD | Seattle | Att | Yds | LG | TD |
|-----------|-----|-----|-----|----|----------|-----|-----|-----|----|
| Jennings | 6 | 50 | 17 | 0 | Hackett | 5 | 67 | 23t | 1 |
| Green | 6 | 46 | 13 | 0 | Branch | 4 | 38 | 17 | 0 |
| Herron | 3 | 21 | 11 | 0 | Burleson | 3 | 17 | 7 | 0 |
| Driver | 2 | 82 | 48t | 1 | Jackson | 2 | 20 | 16 | 1 |
| Morency | 2 | 31 | 29 | 0 | Strong | 2 | 12 | 10 | 0 |
| Martin | 1 | 26 | 26 | 0 | Stevens | 1 | 3 | 3t | 1 |

TEAM STATISTICS

| | Green Bay | Seattle |
|-------------------------|-----------|----------|
| Total First Downs | 14 | 29 |
| Third Down Eff. | 6-14-43% | 4-14-29% |
| Total Net Yards | 316 | 382 |
| Total Off. Plays | 57 | 85 |
| Avg. per Play | 5.5 | 4.5 |
| Net Yards Rushing | 51 | 235 |
| Total Rushing Plays | 19 | 48 |
| Net Yards Passing | 265 | 147 |
| Times Sacked/Yards Lost | 1/1 | 1/10 |
| Pass Atts-Comps-Ints | 36-22-3 | 36-17-3 |
| Punts-No. and Avg. | 5-34.8 | 3-44.0 |
| Penalties-No. and Yards | 10-61 | 4-25 |
| Fumbles-No. and Lost | 2-1 | 2-1 |
| Touchdowns | 3 | 3 |
| Field Goals Made-Att | 1-2 | 4-4 |
| Time of Possession | 23:53 | 36:07 |

DEFENSE

| Green Bay | T | S | A | QB | Yds | Int | Yds | PD | FF | FR |
|---------------|----|----|---|-----|------|-----|-----|----|----|----|
| Hawk | 15 | 10 | 5 | 0.0 | 0.0 | 0 | 0 | 0 | 0 | 0 |
| Dendy | 9 | 8 | 1 | 0.0 | 0.0 | 0 | 0 | 1 | 0 | 0 |
| Pickett | 8 | 5 | 3 | 0.0 | 0.0 | 0 | 0 | 2 | 0 | 0 |
| Gbaja-Biamila | 7 | 4 | 3 | 1.0 | 10.0 | 0 | 0 | 0 | 1 | 0 |

three players with 6 tackles

Additional Stats: Interceptions: Woodson 2, Harris 1; **Forced Fumbles:** Collins 1; **Fumble Recoveries:** Hodge 1t.

| Seattle | T | S | A | QB | Yds | Int | Yds | PD | FF | FR |
|----------|---|---|---|-----|-----|-----|-----|----|----|----|
| Peterson | 6 | 4 | 2 | 0.0 | 0.0 | 0 | 0 | 1 | 0 | 0 |
| Trufant | 5 | 4 | 1 | 0.0 | 0.0 | 1 | 0 | 3 | 0 | 0 |
| Hamlin | 5 | 3 | 1 | 0.0 | 0.0 | 0 | 0 | 1 | 0 | 0 |
| Fisher | 5 | 3 | 2 | 0.0 | 0.0 | 0 | 0 | 0 | 0 | 0 |
| Darby | 5 | 3 | 2 | 0.0 | 0.0 | 0 | 0 | 0 | 0 | 0 |
| Tatupu | 5 | 2 | 3 | 0.0 | 0.0 | 0 | 0 | 1 | 0 | 0 |

Additional Stats: Sacks: Tapp 1.0, TEAM 1.0; Interceptions: Herndon 1, Jennings 1; **Forced Fumbles:** Tapp 1; **Fumble Recoveries:** Terrill 1.



Seattle used five turnovers and a stingy second-half defense while Josh Brown tied an NFL record with his fourth game-winning field goal under 1:00 remaining to defeat the Broncos, 23-20 on NBC's Sunday Night Football. With Seattle's offense stalling, Denver took a 10-0 lead until Darryl Tapp picked off an errant Jay Cutler pass and returned it 25 yards for his first career score. Jason Elam added his second field goal to up Denver's lead to 13-7 at halftime. The teams each had a turnover in the third quarter and exchanged punts heading in to the fourth quarter. After Brown pooch-punted to pin Denver deep, the Broncos were unable to gain a first down and Seattle started its drive at its own 39. Two Matt Hasselbeck passes to Darrell Jackson gained 27 and 33 yards to the Denver 1 where Shaun Alexander punched it in for a 14-13 lead with 8:13 remaining. On the ensuing kickoff, Kelly Jennings forced a fumble that was recovered by Joe Tafoya. Six plays later Brown connected on his first of three field goals in the quarter, a 44-yarder for a 17-13 lead. Seattle's defense forced another Cutler interception after Grant Wistrom deflected a pass that Jordan Babineaux returned 20 yards to the Denver 14. Brown added another field goal for a 20-13 lead with 2:58 to go. The Broncos took the ball and on their first play from scrimmage Cutler hit Brandon Marshall who took it 71 yards for the score to tie the ball game at 20. With 2:31 to work with, Hasselbeck drove Seattle down the field, going four for five for 43 yards with a key 16-yard completion to Nate Burleson on a 3rd-and-4 play to keep the drive alive. Alexander rushed for eight yards to move the ball to the Denver 32-yard line to set up Brown's game-winning heroics for the sixth time in his career.

| | | | | | | |
|----------------|---|----|---|----|---|----|
| Seattle | 0 | 7 | 0 | 16 | — | 23 |
| Denver | 3 | 10 | 0 | 7 | — | 20 |

| | | | | | | Seattle | Denver |
|------|---|--------|---|--|--|----------------|---------------|
| DEN | 1 | 3:58 | Elam 37 field goal (6-31, 3:31) | | | 0 | 3 |
| DEN | 2 | 6:14 | Alexander 7 pass from Cutler (Elam kick) (8-70, 3:22) | | | 0 | 10 |
| SEA | 2 | 5:00 | Tapp 25 interception return (Brown kick) | | | 7 | 10 |
| DEN | 2 | 0:00 | Elam 41 field goal (7-24, 1:47) | | | 7 | 13 |
| SEA | 4 | 8:13 | Alexander 1 run (Brown kick) (3-61, 1:29) | | | 14 | 13 |
| SEA | 4 | 4:08 | Brown 44 field goal (6-14, 3:56) | | | | 17 |
| SEA | 4 | 2:58 | Brown 23 field goal (4-9, 0:57) | | | | 20 |
| DEN | 4 | 2:37 | Marshall 71 pass from Cutler (Elam kick) (1-71, 0:21) | | | 20 | 20 |
| SEA | 4 | 0:05 | Brown 50 field goal (10-54, 2:32) | | | 23 | 20 |
| Att. | — | 76,146 | | | | | |

INDIVIDUAL STATISTICS

RUSHING

| Seattle | Att | Yds | LG | TD | Denver | Att | Yds | LG | TD |
|----------------|------------|------------|-----------|-----------|---------------|------------|------------|-----------|-----------|
| Alexander | 26 | 90 | 18 | 1 | Bell | 23 | 133 | 31 | 0 |
| Strong | 1 | 8 | 8 | 0 | Sapp | 2 | 24 | 20 | 0 |
| Morris | 3 | 7 | 5 | 0 | Bell, M. | 4 | 12 | 6 | 0 |
| Branch | 1 | 3 | 3 | 0 | Cutler | 4 | 10 | 9 | 0 |
| | | | | | Elam | 1 | 2 | 2 | 0 |
| TOTAL | 31 | 108 | 18 | 1 | TOTAL | 34 | 181 | 31 | 0 |

PASSING

| Seattle | A | C | Yds | TD | Int | RT | Denver | A | C | Yds | TD | Int | RT |
|----------------|-----------|-----------|------------|-----------|------------|-------------|---------------|-----------|-----------|------------|-----------|------------|-------------|
| Hasselbeck | 28 | 16 | 168 | 0 | 1 | 59.8 | Cutler | 21 | 10 | 143 | 2 | 2 | 62.3 |
| TOTAL | 28 | 16 | 168 | 0 | 1 | 59.8 | TOTAL | 21 | 10 | 143 | 2 | 2 | 62.3 |

RECEIVING

| Seattle | No | Yds | LG | TD | Denver | No | Yds | LG | TD |
|----------------|-----------|------------|-----------|-----------|---------------|-----------|------------|-----------|-----------|
| Jackson | 6 | 91 | 33 | 0 | Walker | 2 | 17 | 12 | 0 |
| Branch | 3 | 23 | 10 | 0 | Alexander | 2 | 16 | 9 | 1 |
| Burleson | 2 | 23 | 16 | 0 | Marshall | 1 | 71 | 71 | 1 |
| Stevens | 2 | 12 | 6 | 0 | Scheffler | 1 | 15 | 15 | 0 |
| Hackett | 1 | 13 | 13 | 0 | Jackson | 1 | 9 | 9 | 0 |
| Heller | 1 | 4 | 4 | 0 | Bell | 1 | 8 | 8 | 0 |
| Alexander | 1 | 2 | 2 | 0 | Smith | 1 | 6 | 6 | 0 |

TEAM STATISTICS

| | Seattle | Denver |
|-------------------------|----------------|---------------|
| Total First Downs | 12 | 14 |
| Third Down Eff. | 3-16-19% | 4-14-29% |
| Total Net Yards | 270 | 302 |
| Total Off. Plays | 60 | 58 |
| Avg. per Play | 4.5 | 5.2 |
| Net Yards Rushing | 108 | 181 |
| Total Rushing Plays | 31 | 34 |
| Net Yards Passing | 162 | 121 |
| Times Sacked/Yards Lost | 1/6 | 3/22 |
| Pass Atts-Comps-Ints | 28-16-1 | 21-10-2 |
| Punts-No. and Avg. | 8-38.4 | 7-43.9 |
| Penalties-No. and Yards | 10-80 | 3-25 |
| Fumbles-No. and Lost | 0-0 | 5-3 |
| Touchdowns | 2 | 2 |
| Field Goals Made-Att | 3-5 | 2-2 |
| Time of Possession | 30:31 | 29:29 |

DEFENSE

| Seattle | T | S | A | QB | Yds | Int | Yds | PD | FF | FR |
|---|---|---|---|-----|------|-----|-----|----|----|----|
| Hamlin | 7 | 6 | 1 | 0.0 | 0.0 | 0 | 0 | 2 | 0 | 0 |
| Hill | 7 | 4 | 3 | 0.0 | 0.0 | 0 | 0 | 1 | 0 | 0 |
| Davis | 6 | 5 | 1 | 1.0 | 10.0 | 0 | 0 | 0 | 0 | 0 |
| Tatupu | 6 | 2 | 4 | 0.0 | 0.0 | 0 | 0 | 0 | 0 | 0 |
| three players with 4 tackles | | | | | | | | | | |
| Additional Stats: Sacks: Fisher 1.0, Peterson 1.0; Interceptions: Babineaux 1, Tapp 1; Forced Fumbles: Trufant 1; Fumble Recoveries: Bernard 1, Peterson 1. | | | | | | | | | | |
| Denver | T | S | A | QB | Yds | Int | Yds | PD | FF | FR |
| Bailey | 7 | 6 | 1 | 0.0 | 0.0 | 1 | 0 | 1 | 0 | 0 |
| Foxworth | 6 | 4 | 2 | 0.0 | 0.0 | 0 | 0 | 1 | 0 | 0 |
| Ekuban | 6 | 3 | 3 | 0.0 | 0.0 | 0 | 0 | 0 | 0 | 0 |
| Myers | 5 | 4 | 1 | 0.0 | 0.0 | 0 | 0 | 1 | 0 | 0 |
| Williams | 5 | 4 | 1 | 0.0 | 0.0 | 0 | 0 | 0 | 0 | 0 |
| Wilson | 5 | 2 | 3 | 0.0 | 0.0 | 0 | 0 | 1 | 0 | 0 |
| Additional Stats: Sacks: Dumervil 1.0. | | | | | | | | | | |



Seattle let a chance to clinch the NFC West slip away with a 27-21 loss to Arizona. The Cardinals used a big-play on their first possession with Matt Leinart throwing 56 yards to Bryant Johnson for the opening score. Arizona tacked on another score, after Seattle's second fumble of the quarter, with Edgerrin James finding the endzone from 7 yards out for a 14-0 lead in the first quarter. Seattle answered back with Matt Hasselbeck finding D.J. Hackett for a 47-yard gain followed by a 23-yard touchdown to cap the two-play, 70-yard drive to make the score 14-7. Arizona took a 17-7 lead after a Neil Rackers field goal but Hasselbeck kept the offense moving on an eight-play 91-yard drive to cut the score to 17-14 heading into halftime. After a Rackers miss to open the third, Darrell Jackson caught his career-best tenth touchdown of the season to give Seattle its first lead of the day, 21-17. After forcing a three-and-out, Seattle took over at its own 32, however, Karlos Dansby forced Mack Strong to fumble and seven plays later, Leinart found Larry Fitzgerald from 5 yards out to regain the lead, 24-21. Rackers added a 40-yard field goal with 3:30 remaining. Seattle drove to Arizona's 15 but after a 2-yard loss, an incomplete pass in the endzone and a sack, Seattle faced a fourth-and-20. Hasselbeck threw to Deion Branch for 18 yards but was unable to outrun the Cardinals defense and Arizona took over on downs.

| | | | | | | | |
|----------------|----------------|-----------|----------|----------|-----------|----------|-----------|
| Seattle | Arizona | 7 | 7 | 7 | 0 | — | 21 |
| | | 14 | 3 | 0 | 10 | — | 27 |

| | | | | | | Seattle | Arizona |
|------|---|--------|--|--|--|----------------|----------------|
| ARI | 1 | 12:45 | Johnson 56 pass from Leinart (Rackers kick) (1-56, 0:09) | | | 0 | 7 |
| ARI | 1 | 3:27 | James 7 run (Rackers kick) (4-24, 1:58) | | | 0 | 14 |
| SEA | 1 | 2:37 | Hackett 23 pass from Hasselbeck (Brown kick) (2-70, 0:50) | | | 7 | 14 |
| ARI | 2 | 3:14 | Rackers 32 field goal (11-60, 6:41) | | | 7 | 17 |
| SEA | 2 | 0:30 | Burleson 5 pass from Hasselbeck (Brown kick) (8-91, 2:44) | | | 14 | 17 |
| SEA | 3 | 5:05 | Jackson 2 pass from Hasselbeck (Brown kick) (11-57, 5:24) | | | 21 | 17 |
| ARI | 4 | 14:56 | Fitzgerald 5 pass from Leinart (Rackers kick) (7-36, 3:28) | | | 21 | 24 |
| ARI | 4 | 3:30 | Rackers 40 field goal (6-18, 3:33) | | | 21 | 27 |
| Att. | — | 63,603 | | | | | |

INDIVIDUAL STATISTICS

RUSHING

| Seattle | Att | Yds | LG | TD | Arizona | Att | Yds | LG | TD |
|----------------|------------|------------|-----------|-----------|----------------|------------|------------|-----------|-----------|
| Alexander | 22 | 76 | 12 | 0 | James | 26 | 115 | 17 | 1 |
| Hasselbeck | 3 | 32 | 18 | 0 | Ayanbadejo | 1 | 3 | 3 | 0 |
| Morris | 4 | 12 | 6 | 0 | Shipp | 2 | 1 | 1 | 0 |
| | | | | | Arrington | 2 | -3 | -1 | 0 |
| | | | | | Leinart | 2 | -3 | -1 | 0 |
| TOTAL | 29 | 120 | 18 | 0 | TOTAL | 33 | 113 | 17 | 1 |

PASSING

| Seattle | A | C | Yds | TD | Int | RT | Arizona | A | C | Yds | TD | Int | RT |
|----------------|-----------|-----------|------------|-----------|------------|--------------|----------------|-----------|-----------|------------|-----------|------------|-------------|
| Hasselbeck | 28 | 20 | 243 | 3 | 0 | 133.5 | Leinart | 34 | 21 | 232 | 2 | 1 | 89.3 |
| TOTAL | 28 | 20 | 243 | 3 | 0 | 133.5 | TOTAL | 34 | 21 | 232 | 2 | 1 | 89.3 |

RECEIVING

| Seattle | No | Yds | LG | TD | Arizona | No | Yds | LG | TD |
|----------------|-----------|------------|-----------|-----------|----------------|-----------|------------|-----------|-----------|
| Jackson | 5 | 60 | 23 | 1 | Fitzgerald | 7 | 79 | 22 | 1 |
| Hackett | 4 | 104 | 47 | 1 | Boldin | 4 | 47 | 20 | 0 |
| Branch | 3 | 54 | 20 | 0 | Johnson | 3 | 81 | 56 | 1 |
| Strong | 3 | 12 | 7 | 0 | Ayanbadejo | 2 | 7 | 5 | 0 |
| Alexander | 2 | 6 | 5 | 0 | James | 2 | 6 | 5 | 0 |
| Stevens | 1 | 7 | 7 | 0 | Walters | 1 | 5 | 5 | 0 |
| Burleson | 1 | 5 | 5t | 1 | Arrington | 1 | 4 | 4 | 0 |
| Morris | 1 | -5 | -5 | 0 | Pope | 1 | 3 | 3 | 0 |
| TOTAL | 20 | 243 | 47 | 3 | TOTAL | 21 | 232 | 56 | 2 |

TEAM STATISTICS

| | Seattle | Arizona | Seattle | T | S | A | QB | Yds | Int | Yds | PD | FF | FR |
|-------------------------|----------------|----------------|---|----------|----------|----------|-----------|------------|------------|------------|-----------|-----------|-----------|
| Total First Downs | 21 | 20 | Trufant | 8 | 8 | 0 | 0.0 | 0.0 | 0 | 0 | 1 | 0 | 0 |
| Third Down Eff. | 5-12-42% | 6-13-46% | Hill | 8 | 3 | 5 | 0.0 | 0.0 | 0 | 0 | 0 | 0 | 0 |
| Total Net Yards | 348 | 345 | Babineaux | 6 | 6 | 0 | 0.0 | 0.0 | 0 | 0 | 0 | 0 | 0 |
| Total Off. Plays | 60 | 67 | Fisher | 5 | 4 | 1 | 0.0 | 0.0 | 0 | 0 | 0 | 0 | 0 |
| Avg. per Play | 5.8 | 5.1 | Hamlin | 5 | 3 | 2 | 0.0 | 0.0 | 0 | 0 | 0 | 0 | 0 |
| Net Yards Rushing | 120 | 113 | Additional Stats: Interceptions: Peterson 1. | | | | | | | | | | |
| Total Rushing Plays | 29 | 33 | Arizona | T | S | A | QB | Yds | Int | Yds | PD | FF | FR |
| Net Yards Passing | 228 | 232 | Dansby | 11 | 10 | 1 | 0.0 | 0.0 | 0 | 0 | 0 | 1 | 0 |
| Times Sacked/Yards Lost | 3/15 | 0/0 | Dockett | 7 | 6 | 1 | 1.0 | 3.0 | 0 | 0 | 0 | 1 | 0 |
| Pass Atts-Comps-Ints | 28-20-0 | 34-21-1 | Rolle | 5 | 5 | 0 | 0.0 | 0.0 | 0 | 0 | 0 | 1 | 0 |
| Punts-No. and Avg. | 4-49.8 | 4-42.3 | Griffith | 5 | 5 | 0 | 0.0 | 0.0 | 0 | 0 | 0 | 1 | 0 |
| Penalties-No. and Yards | 6-40 | 9-77 | Wilson | 5 | 5 | 0 | 0.0 | 0.0 | 0 | 0 | 0 | 0 | 1 |
| Fumbles-No. and Lost | 4-3 | 0-0 | Additional Stats: Sacks: Okeafor 1.0, Smith 1.0; Fumble Recoveries: Cooper 1, Watson 1. | | | | | | | | | | |
| Touchdowns | 3 | 3 | | | | | | | | | | | |
| Field Goals Made-Att | 0-0 | 2-3 | | | | | | | | | | | |
| Time of Possession | 25:21 | 34:39 | | | | | | | | | | | |



Seattle could not capitalize on its second opportunity to clinch the NFC West as they fell to San Francisco 24-14 on NFL Network's Thursday Night Football. The Seahawks got on the board first thanks to Shaun Alexander's 3-yard touchdown run in the first quarter. Seattle's defense shut out the Niners until Joe Nedney kicked a 39-yard field goal just before halftime to make the score 7-3. Seattle held San Francisco to just 112 total yards and Frank Gore to 34 rush yards in the first half. However, Seattle's offense was stymied in the second half as the Niners forced Matt Hasselbeck into two interceptions and Gore got on track with 110 yards in the final two frames. With the score 7-3 entering the fourth, Alex Smith took the ballgame over with his arm and feet. He threw two touchdowns, one each to Gore and Vernon Davis, and rushed 18 yards for a score with 1:42 remaining to ice the game. Seattle added a late touchdown from Hasselbeck to Jerramy Stevens with the outcome already decided.

| | | | | | | |
|----------------------|---|---|---|----|---|-----------|
| San Francisco | 0 | 3 | 0 | 21 | — | 24 |
| Seattle | 7 | 0 | 0 | 7 | — | 14 |

| | | | | | | San Francisco | Seattle |
|------|---|--------|---|--|--|----------------------|----------------|
| SEA | 1 | 2:18 | Alexander 3 run (Brown kick) (5-44, 2:09) | | | 0 | 7 |
| SF | 2 | 0:03 | Nedney 39 field goal (12-59, 4:30) | | | 3 | 7 |
| SF | 4 | 11:24 | Davis 8 pass from Smith (Nedney kick) (11-90, 5:26) | | | 10 | 7 |
| SF | 4 | 4:01 | Gore 20 pass from Smith (Nedney kick) (10-73, 5:36) | | | 17 | 7 |
| SF | 4 | 1:42 | Smith 18 run (Nedney kick) (6-86, 1:45) | | | 24 | 7 |
| SEA | 4 | 0:09 | Stevens 22 pass from Hasselbeck (Brown kick) (5-51, 1:33) | | | 24 | 14 |
| Att. | — | 67,650 | | | | | |

INDIVIDUAL STATISTICS

RUSHING

| San Francisco | Att | Yds | LG | TD | | Seattle | Att | Yds | LG | TD |
|----------------------|------------|------------|-----------|-----------|--|----------------|------------|------------|-----------|-----------|
| Gore | 29 | 144 | 40 | 1 | | Alexander | 23 | 73 | 18 | 1 |
| Smith | 6 | 33 | 18 | 1 | | Morris | 2 | 14 | 12 | 0 |
| Robinson | 1 | 33 | 33 | 0 | | Hasselbeck | 1 | 3 | 3 | 0 |
| Battle | 1 | 18 | 18 | 0 | | Strong | 1 | 0 | 0 | 0 |
| Hicks | 1 | 0 | 0 | 0 | | | | | | |
| TOTAL | 38 | 228 | 40 | 1 | | TOTAL | 27 | 90 | 18 | 1 |

PASSING

| San Francisco | A | C | Yds | TD | Int | RT | | Seattle | A | C | Yds | TD | Int | RT |
|----------------------|-----------|-----------|------------|-----------|------------|--------------|--|----------------|-----------|-----------|------------|-----------|------------|-------------|
| Smith | 25 | 14 | 162 | 2 | 0 | 102.4 | | Hasselbeck | 37 | 20 | 220 | 1 | 2 | 58.4 |
| TOTAL | 25 | 14 | 162 | 2 | 0 | 102.4 | | TOTAL | 37 | 20 | 220 | 1 | 2 | 58.4 |

RECEIVING

| San Francisco | No | Yds | LG | TD | | Seattle | No | Yds | LG | TD |
|----------------------|-----------|------------|-----------|-----------|--|----------------|-----------|------------|------------|-----------|
| Battle | 5 | 97 | 54 | 0 | | Hackett | 8 | 87 | 14 | 0 |
| Gore | 4 | 34 | 20t | 1 | | Stevens | 5 | 64 | 22t | 1 |
| Davis | 3 | 15 | 8t | 1 | | Branch | 4 | 54 | 21 | 0 |
| Bryant | 2 | 16 | 11 | 0 | | Burleson | 2 | 12 | 7 | 0 |
| | | | | | | Strong | 1 | 3 | 3 | 0 |
| TOTAL | 14 | 162 | 54 | 2 | | TOTAL | 20 | 220 | 22t | 1 |

TEAM STATISTICS

| | San Francisco | Seattle |
|-------------------------|----------------------|----------------|
| Total First Downs | 15 | 22 |
| Third Down Eff. | 7-17-41% | 5-13-38% |
| Total Net Yards | 390 | 300 |
| Total Off. Plays | 63 | 67 |
| Avg. per Play | 6.2 | 4.5 |
| Net Yards Rushing | 228 | 90 |
| Total Rushing Plays | 38 | 27 |
| Net Yards Passing | 162 | 210 |
| Times Sacked/Yards Lost | 0/0 | 3/10 |
| Pass Atts-Comps-Ints | 25-14-0 | 37-20-2 |
| Punts-No. and Avg. | 8-45.0 | 7-37.0 |
| Penalties-No. and Yards | 10-87 | 3-20 |
| Fumbles-No. and Lost | 0-0 | 2-0 |
| Touchdowns | 3 | 2 |
| Field Goals Made-Att | 1-1 | 0-0 |
| Time of Possession | 31:04 | 28:56 |

DEFENSE

| San Francisco | T | S | A | QB | Yds | Int | Yds | PD | FF | FR |
|---|----------|----------|----------|-----------|------------|------------|------------|-----------|-----------|-----------|
| Moore | 10 | 5 | 5 | 0.0 | 0.0 | 0 | 0 | 0 | 0 | 0 |
| Spencer | 6 | 5 | 1 | 0.0 | 0.0 | 1 | 0 | 2 | 0 | 0 |
| Lewis | 6 | 5 | 1 | 0.0 | 0.0 | 0 | 0 | 0 | 0 | 0 |
| five players with 5 tackles | | | | | | | | | | |
| Additional Stats: Sacks: Green 1.0, Lawson 1.0, Sopoaga 1.0; | | | | | | | | | | |
| Interceptions: Roman 1; Forced Fumbles: Harris 1. | | | | | | | | | | |
| Seattle | T | S | A | QB | Yds | Int | Yds | PD | FF | FR |
| Tatupu | 9 | 7 | 2 | 0.0 | 0.0 | 0 | 0 | 0 | 0 | 0 |
| Hill | 7 | 7 | 0 | 0.0 | 0.0 | 0 | 0 | 0 | 0 | 0 |
| Peterson | 7 | 6 | 1 | 0.0 | 0.0 | 0 | 0 | 1 | 0 | 0 |
| Hamlin | 7 | 5 | 2 | 0.0 | 0.0 | 0 | 0 | 0 | 0 | 0 |
| Herndon | 5 | 3 | 2 | 0.0 | 0.0 | 0 | 0 | 0 | 0 | 0 |



Despite losing 20-17 to San Diego, Seattle clinched its third straight NFC West crown when San Francisco lost to Arizona earlier in the day. In the first half, the two teams combined for 12 punts and Seattle held Philip Rivers to just 1 for 10 passing, but his one completion was a 9-yard touchdown pass to Vincent Jackson in the second quarter. The Chargers defense sacked Matt Hasselbeck four times and intercepted him twice in San Diego territory to end possible Seahawks scoring drives and the Chargers led 7-0 at the half. San Diego began the third quarter with an eight-play 45 yard drive that ended with a Nate Kaeding 46 yard field goal and a 10-0 lead. Seattle's offense got on the board when Shaun Alexander ran 33 yards to cut the lead to 10-7 but San Diego answered with another Kaeding field goal. Entering the final frame down 13-7, Seattle drove 45 yards in five plays with Alexander finding the endzone from 9 yards out, giving Seattle its first lead, 14-13. Seattle's defense, continuing to pressure Rivers, held LaDainian Tomlinson to just 21 yards rushing in the second half, forced San Diego to punt. The Seahawks took the ball down to the San Diego 15 but had to settle for a Josh Brown 33 yard field goal and a 17-13 lead with 5:07 left in the game. The two teams exchanged punts with San Diego taking over at its own 41 with 2:00 remaining. Rivers needed five plays to find Jackson from 37 yards out for the game-winning score with 0:29 remaining in the game.

| | | | | | | |
|-----------|---|---|---|----|---|----|
| San Diego | 0 | 7 | 6 | 7 | — | 20 |
| Seattle | 0 | 0 | 7 | 10 | — | 17 |

| | | | | | San Diego | Seattle |
|------|---|--------|---|--|-----------|---------|
| SD | 2 | 3:18 | Jackson 9 pass from Rivers (Kaeding kick) (6-86, 2:56) | | 7 | 0 |
| SD | 3 | 12:12 | Kaeding 46 field goal (8-45, 2:48) | | 10 | 0 |
| SEA | 3 | 6:10 | Alexander 33 run (Brown kick) (6-52, 1:56) | | 10 | 7 |
| SD | 3 | 2:24 | Kaeding 40 field goal (9-61, 3:46) | | 13 | 7 |
| SEA | 4 | 12:58 | Alexander 9 run (Brown kick) (5-45, 1:55) | | 13 | 14 |
| SEA | 4 | 5:07 | Brown 33 field goal (12-47, 6:09) | | 13 | 17 |
| SD | 4 | 0:29 | Jackson 37 pass from Rivers (Kaeding kick) (5-59, 1:31) | | 20 | 17 |
| Att. | — | 68,174 | | | | |

INDIVIDUAL STATISTICS

RUSHING

| San Diego | Att | Yds | LG | TD | Seattle | Att | Yds | LG | TD |
|--------------|-----------|------------|-----------|----------|--------------|-----------|------------|------------|----------|
| Tomlinson | 22 | 123 | 62 | 0 | Alexander | 31 | 140 | 33t | 2 |
| Turner | 4 | 29 | 21 | 0 | Hasselbeck | 1 | 10 | 10 | 0 |
| Jackson | 2 | 8 | 8 | 0 | Morris | 1 | 3 | 3 | 0 |
| Rivers | 4 | 6 | 4 | 0 | | | | | |
| Neal | 1 | 2 | 2 | 0 | | | | | |
| TOTAL | 33 | 168 | 62 | 0 | TOTAL | 33 | 153 | 33t | 2 |

PASSING

| San Diego | A | C | Yds | TD | Int | RT | Seattle | A | C | Yds | TD | Int | RT |
|--------------|-----------|-----------|------------|----------|----------|-------------|--------------|-----------|-----------|------------|----------|----------|-------------|
| Rivers | 30 | 10 | 181 | 2 | 0 | 77.2 | Hasselbeck | 37 | 17 | 189 | 0 | 2 | 39.1 |
| TOTAL | 30 | 10 | 181 | 2 | 0 | 77.2 | TOTAL | 37 | 17 | 189 | 0 | 2 | 39.1 |

RECEIVING

| San Diego | No | Yds | LG | TD | Seattle | No | Yds | LG | TD |
|--------------|-----------|------------|-----------|----------|--------------|-----------|------------|-----------|----------|
| Jackson | 5 | 97 | 37t | 2 | Branch | 5 | 61 | 17 | 0 |
| Gates | 2 | 63 | 38 | 0 | Engram | 4 | 65 | 20 | 0 |
| Tomlinson | 1 | 10 | 10 | 0 | Hackett | 3 | 37 | 24 | 0 |
| Neal | 1 | 7 | 7 | 0 | Stevens | 2 | 24 | 13 | 0 |
| McCardell | 1 | 4 | 4 | 0 | Alexander | 2 | 2 | 1 | 0 |
| | | | | | Morris | 1 | 0 | 0 | 0 |
| TOTAL | 10 | 181 | 38 | 2 | TOTAL | 17 | 189 | 24 | 0 |

TEAM STATISTICS

| | San Diego | Seattle |
|-------------------------|-----------|-----------|
| Total First Downs | 14 | 18 |
| Third Down Eff. | 4-16-25% | 10-21-48% |
| Total Net Yards | 340 | 314 |
| Total Off. Plays | 64 | 76 |
| Avg. per Play | 5.3 | 4.1 |
| Net Yards Rushing | 168 | 153 |
| Total Rushing Plays | 33 | 33 |
| Net Yards Passing | 172 | 161 |
| Times Sacked/Yards Lost | 1/9 | 6/28 |
| Pass Atts-Comps-Ints | 30-10-0 | 37-17-2 |
| Punts-No. and Avg. | 10-42.5 | 9-49.6 |
| Penalties-No. and Yards | 10-85 | 6-50 |
| Fumbles-No. and Lost | 2-0 | 1-0 |
| Touchdowns | 2 | 2 |
| Field Goals Made-Att | 2-2 | 1-1 |
| Time of Possession | 27:09 | 32:51 |

DEFENSE

| San Diego | T | S | A | QB | Yds | Int | Yds | PD | FF | FR |
|-----------|---|---|---|-----|------|-----|-----|----|----|----|
| Williams | 8 | 7 | 1 | 0.0 | 0.0 | 0 | 0 | 1 | 0 | 0 |
| Cooper | 7 | 5 | 2 | 0.5 | 2.5 | 0 | 0 | 0 | 0 | 0 |
| Edwards | 7 | 5 | 2 | 0.5 | 2.5 | 0 | 0 | 3 | 0 | 0 |
| Jammer | 7 | 5 | 2 | 0.0 | 0.0 | 0 | 0 | 1 | 0 | 0 |
| Cesaire | 6 | 5 | 1 | 2.0 | 14.0 | 0 | 0 | 0 | 0 | 0 |

Additional Stats: Sacks: Merriman 3.0; Interceptions: Hart 2.

| Seattle | T | S | A | QB | Yds | Int | Yds | PD | FF | FR |
|----------|----|---|---|-----|-----|-----|-----|----|----|----|
| Tatupu | 12 | 9 | 3 | 1.0 | 0.0 | 0 | 0 | 0 | 0 | 0 |
| Boulware | 5 | 4 | 1 | 0.0 | 0.0 | 0 | 0 | 0 | 0 | 0 |
| Hamlin | 4 | 4 | 0 | 0.0 | 0.0 | 0 | 0 | 0 | 0 | 0 |
| Wistrom | 4 | 4 | 0 | 0.0 | 0.0 | 0 | 0 | 0 | 0 | 0 |

four more players with 4 tackles each



Seattle snapped a three-game losing streak with a 23-7 win at Tampa on New Year's Eve. The Seahawks jumped out to a quick 10-0 lead in the first quarter thanks to a Josh Brown 35-yard field goal and a 1-yard touchdown run by Shaun Alexander. Tampa Bay opened the second quarter with Tim Rattay finding Joey Galloway from 4 yards out, capping an eight-play, 80 yard drive, proving to be Tampa Bay's only points of the game. Seattle's defense was helped by its offense controlling the ball for over 37 minutes and limiting the Bucs to just 71 total yards in the second half. Lofa Tatupu also helped the cause by forcing a fumble at the Tampa 11 that was recovered by Jimmy Williams in the third quarter. Just before halftime, Matt Hasselbeck found D.J. Hackett from 5 yards out to give Seattle breathing room entering halftime, 17-7. After Tatupu's forced fumble, Brown was good from 30 yards in the third quarter and after a Tampa Bay punt, Brown kicked off the fourth quarter with a 23-yard field goal, for a 23-7 lead. Tampa Bay had one possession in the fourth quarter, taking the ball all the way to the Seattle 3, but the defense forced three straight incomplete passes to take over on downs. Seattle's offense ran out the remaining 9:33 on the clock with a 15-play drive, with a key 5-yard running in to the punter penalty on fourth-and-3 to keep the drive alive with 7:12 to go.

| Seattle | | 10 | 7 | 3 | 3 | — | 23 |
|-----------|---|--------|---|---|---|---|----|
| Tampa Bay | | 0 | 7 | 0 | 0 | — | 7 |
| SEA | 1 | 9:58 | Brown 35 field goal (8-44, 3:08) | | | | |
| 0 | | | | | | | 3 |
| SEA | 1 | 2:53 | Alexander 1 run (Brown kick) (10-66, 4:34) | | | | |
| TB | 2 | 14:14 | Galloway 4 pass from Rattay (Bryant kick) (8-80, 3:39) | | | | |
| SEA | 2 | 0:19 | Hackett 5 pass from Hasselbeck (Brown kick) (10-70, 4:18) | | | | |
| SEA | 3 | 10:14 | Brown 30 field goal (4-[-2], 1:18) | | | | |
| SEA | 4 | 14:49 | Brown 23 field goal (14-65, 8:12) | | | | |
| Att. | — | 65,660 | | | | | |

INDIVIDUAL STATISTICS

RUSHING

| Seattle | Att | Yds | LG | TD | Tampa Bay | Att | Yds | LG | TD |
|--------------|-----------|------------|-----------|----------|--------------|-----------|------------|-----------|----------|
| Alexander | 28 | 92 | 10 | 1 | Pittman | 12 | 73 | 32 | 0 |
| Morris | 10 | 39 | 9 | 0 | Stovall | 2 | 29 | 18 | 0 |
| Strong | 1 | 2 | 2 | 0 | Alstott | 6 | 4 | 3 | 0 |
| Hasselbeck | 3 | -1 | 1 | 0 | Rattay | 1 | 4 | 4 | 0 |
| TOTAL | 42 | 132 | 10 | 1 | TOTAL | 21 | 110 | 32 | 0 |

PASSING

| Seattle | A | C | Yds | TD | Int | RT | Tampa Bay | A | C | Yds | TD | Int | RT |
|--------------|-----------|-----------|------------|----------|----------|-------------|--------------|-----------|-----------|------------|----------|----------|-------------|
| Hasselbeck | 29 | 17 | 216 | 1 | 0 | 93.5 | Rattay | 27 | 16 | 185 | 1 | 0 | 92.4 |
| TOTAL | 29 | 17 | 216 | 1 | 0 | 93.5 | TOTAL | 27 | 16 | 185 | 1 | 0 | 92.4 |

RECEIVING

| Seattle | No | Yds | LG | TD | Tampa Bay | No | Yds | LG | TD |
|-----------|----|-----|----|----|-----------|----|-----|----|----|
| Hackett | 4 | 63 | 26 | 1 | Galloway | 8 | 118 | 44 | 1 |
| Stevens | 4 | 54 | 26 | 0 | Pittman | 3 | 36 | 14 | 0 |
| Branch | 3 | 38 | 16 | 0 | Moore | 1 | 9 | 9 | 0 |
| Engram | 2 | 27 | 18 | 0 | Warren | 1 | 9 | 9 | 0 |
| Alexander | 1 | 14 | 14 | 0 | Becht | 1 | 5 | 5 | 0 |
| Morris | 1 | 8 | 8 | 0 | Stovall | 1 | 4 | 4 | 0 |
| Strong | 1 | 7 | 7 | 0 | Hilliard | 1 | 4 | 4 | 0 |
| Burleson | 1 | 5 | 5 | 0 | | | | | |

TEAM STATISTICS

| | Seattle | Tampa Bay |
|-------------------------|----------|-----------|
| Total First Downs | 28 | 15 |
| Third Down Eff. | 8-14-57% | 3-9-33% |
| Total Net Yards | 344 | 287 |
| Total Off. Plays | 72 | 49 |
| Avg. per Play | 4.8 | 5.9 |
| Net Yards Rushing | 132 | 110 |
| Total Rushing Plays | 42 | 21 |
| Net Yards Passing | 212 | 177 |
| Times Sacked/Yards Lost | 1/4 | 1/8 |
| Pass Atts-Comps-Ints | 29-17-0 | 27-16-0 |
| Punts-No. and Avg. | 2-33.5 | 3-52.3 |
| Penalties-No. and Yards | 3-20 | 8-51 |
| Fumbles-No. and Lost | 1-1 | 2-2 |
| Touchdowns | 2 | 1 |
| Field Goals Made-Att | 3-3 | 0-1 |
| Time of Possession | 37:20 | 22:40 |

DEFENSE

| | T | S | A | QB | Yds | Int | Yds | PD | FF | FR |
|----------|---|---|---|-----|-----|-----|-----|----|----|----|
| Tatupu | 7 | 5 | 2 | 0.0 | 0.0 | 0 | 0 | 0 | 1 | 0 |
| Peterson | 6 | 6 | 0 | 1.0 | 8.0 | 0 | 0 | 0 | 0 | 0 |
| Jennings | 5 | 4 | 1 | 0.0 | 0.0 | 0 | 0 | 0 | 0 | 0 |
| Hill | 5 | 4 | 1 | 0.0 | 0.0 | 0 | 0 | 0 | 0 | 0 |
| Boulware | 4 | 3 | 1 | 0.0 | 0.0 | 0 | 0 | 0 | 0 | 1 |
| Bentley | 4 | 2 | 2 | 0.0 | 0.0 | 0 | 0 | 1 | 0 | 0 |

Additional Stats: Forced Fumbles: Hill 1; **Fumble Recoveries:** Williams 1.

| | T | S | A | QB | Yds | Int | Yds | PD | FF | FR |
|----------|----|---|---|-----|-----|-----|-----|----|----|----|
| Brooks | 11 | 9 | 2 | 0.0 | 0.0 | 0 | 0 | 0 | 0 | 0 |
| Phillips | 8 | 7 | 1 | 0.0 | 0.0 | 0 | 0 | 0 | 0 | 0 |
| Quarles | 8 | 5 | 3 | 0.0 | 0.0 | 0 | 0 | 0 | 0 | 0 |
| White | 7 | 5 | 2 | 0.0 | 0.0 | 0 | 0 | 0 | 1 | 0 |
| Allen | 6 | 5 | 1 | 0.0 | 0.0 | 0 | 0 | 0 | 0 | 0 |
| Hovan | 6 | 2 | 4 | 0.0 | 0.0 | 0 | 0 | 0 | 0 | 0 |

Additional Stats: Sacks: Spires 1.0; **Fumble Recoveries:** Buchanan 1.

2006 STATISTICS

| Day | Date | W/L | Score | Opponents | Attendance |
|--------|----------|-----|-------|------------------|------------|
| Sun. | Sept. 10 | W | 9-6 | at Detroit | 60,535 |
| Sun. | Sept. 17 | W | 21-10 | Arizona | 67,470 |
| Sun. | Sept. 24 | W | 42-30 | N.Y. Giants | 68,161 |
| Sun. | Oct. 1 | L | 37-6 | at Chicago | 62,225 |
| Sun. | Oct. 15 | W | 30-28 | at St. Louis | 65,592 |
| Sun. | Oct. 22 | L | 31-13 | Minnesota | 68,118 |
| Sun. | Oct. 29 | L | 35-28 | at Kansas City | 77,645 |
| Mon. | Nov. 6 | W | 16-0 | Oakland | 67,816 |
| Sun. | Nov. 12 | W | 24-22 | St. Louis | 68,175 |
| Sun. | Nov. 19 | L | 20-14 | at San Francisco | 68,367 |
| Mon. | Nov. 27 | W | 34-24 | Green Bay | 68,256 |
| Sun. | Dec. 3 | W | 23-20 | at Denver | 76,146 |
| Sun. | Dec. 10 | L | 27-21 | at Arizona | 63,603 |
| Thurs. | Dec. 14 | L | 24-14 | San Francisco | 67,650 |
| Sun. | Dec. 24 | L | 20-17 | San Diego | 68,174 |
| Sun. | Dec. 31 | W | 23-7 | at Tampa Bay | 65,660 |

POSTSEASON

| | | | | | |
|------|---------|---|-------|------------|--------|
| Sat. | Jan. 6 | W | 21-20 | Dallas | 68,058 |
| Sun. | Jan. 14 | L | 27-24 | at Chicago | 62,184 |

TEAM STATS

| | Seahawks | Opponents |
|---------------------|----------|-----------|
| Total First Downs | 312 | 277 |
| Rushing | 112 | 102 |
| Passing | 167 | 160 |
| Penalty | 33 | 15 |
| 3rd Down: Made/Att. | 85/224 | 80/219 |
| 3rd Down Pct. | 37.9 | 36.5 |
| 4th Down: Made/Att. | 2/8 | 6/12 |
| 4th Down Pct. | 25.0 | 50.0 |
| Possession Avg. | 29:48 | 30:12 |
| Total Net Yards | 4977 | 5285 |
| Avg. Per Game | 311.1 | 330.3 |
| Total Plays | 1045 | 986 |
| Avg. Per Play | 4.8 | 5.4 |
| Net Yards Rushing | 1923 | 2029 |
| Avg. Per Game | 120.2 | 126.8 |
| Total Rushes | 484 | 441 |
| Net Yards Passing | 3054 | 3256 |
| Avg. Per Game | 190.9 | 203.5 |
| Sacked/Yards Lost | 49/315 | 41/282 |
| Gross Yards | 3369 | 3538 |
| Att./Completions | 512/292 | 504/299 |
| Completion Pct. | 57.0 | 59.3 |
| Had Intercepted | 22 | 12 |
| Punts/Average | 86/44.5 | 88/42.9 |
| Net Punting Avg. | 86/37.0 | 88/36.9 |
| Penalties/Yards | 94/700 | 118/950 |
| Fumbles/Ball Lost | 21/12 | 34/14 |
| Touchdowns | 37 | 39 |
| Rushing | 8 | 12 |
| Passing | 26 | 23 |
| Returns | 3 | 4 |

2006 STATISTICS

SCORE BY PERIODS

| | Q1 | Q2 | Q3 | Q4 | OT | PTS |
|-----------|-----|-----|----|-----|----|-----|
| Seahawks | 103 | 73 | 52 | 107 | 0 | 335 |
| Opponents | 67 | 104 | 54 | 116 | 0 | 341 |

SCORING

| | TD | Rush | Pass | Return | K-PAT | FG | S | Pts. |
|------------------|-----------|-----------|-----------|----------|--------------|--------------|----------|------------|
| J. Brown | 0 | 0 | 0 | 0 | 36/36 | 25/31 | 0 | 111 |
| Jackson | 10 | 0 | 10 | 0 | | | 0 | 60 |
| Alexander | 7 | 7 | 0 | 0 | | | 0 | 42 |
| Stevens | 4 | 0 | 4 | 0 | | | 0 | 26 |
| Branch | 4 | 0 | 4 | 0 | | | 0 | 24 |
| Hackett | 4 | 0 | 4 | 0 | | | 0 | 24 |
| Burleson | 3 | 0 | 2 | 1 | | | 0 | 18 |
| Engram | 1 | 0 | 1 | 0 | | | 0 | 6 |
| Heller | 1 | 0 | 1 | 0 | | | 0 | 6 |
| Herndon | 1 | 0 | 0 | 1 | | | 0 | 6 |
| Strong | 1 | 1 | 0 | 0 | | | 0 | 6 |
| Tapp | 1 | 0 | 0 | 1 | | | 0 | 6 |
| TEAM | 37 | 8 | 26 | 3 | 36/36 | 25/31 | 0 | 335 |
| OPPONENTS | 39 | 12 | 23 | 4 | 36/36 | 23/33 | 0 | 341 |

2-Pt. Conversions: Stevens, TEAM 1-1; OPPONENTS 1-3.

PASSING

| | Att. | Comp. | Yds. | Comp.% | TD | Int. | Lg | Sck/Lst | Rating |
|------------------|------------|------------|-------------|-------------|-----------|-----------|------------|---------------|-------------|
| Hasselbeck | 371 | 210 | 2442 | 56.6 | 18 | 15 | 72t | 34/229 | 76.0 |
| Wallace | 141 | 82 | 927 | 58.2 | 8 | 7 | 49t | 14/83 | 76.2 |
| Branch | 0 | 0 | 0 | 0.0 | 0 | 0 | 0 | 1/3 | 0.0 |
| TEAM | 512 | 292 | 3369 | 57.0 | 26 | 22 | 72t | 49/315 | 76.0 |
| OPPONENTS | 504 | 299 | 3538 | 59.3 | 23 | 12 | 71t | 41/282 | 86.1 |

RUSHING

| | No. | Yds. | Avg. | Long | TD |
|------------------|------------|-------------|------------|------------|-----------|
| Alexander | 252 | 896 | 3.6 | 33t | 7 |
| Morris | 161 | 604 | 3.8 | 29 | 0 |
| Strong | 33 | 149 | 4.5 | 17 | 1 |
| Wallace | 12 | 122 | 10.2 | 37 | 0 |
| Hasselbeck | 18 | 110 | 6.1 | 19 | 0 |
| Branch | 4 | 30 | 7.5 | 19 | 0 |
| Weeks | 3 | 8 | 2.7 | 3 | 0 |
| Engram | 1 | 4 | 4.0 | 4 | 0 |
| TEAM | 484 | 1923 | 4.0 | 37 | 8 |
| OPPONENTS | 441 | 2029 | 4.6 | 95t | 12 |

RECEIVING

| | No. | Yds. | Avg. | Long | TD |
|------------------|------------|-------------|-------------|------------|-----------|
| Jackson | 63 | 956 | 15.2 | 72t | 10 |
| Branch | 53 | 725 | 13.7 | 38t | 4 |
| Hackett | 45 | 610 | 13.6 | 47 | 4 |
| Strong | 29 | 159 | 5.5 | 13 | 0 |
| Engram | 24 | 290 | 12.1 | 25 | 1 |
| Stevens | 22 | 231 | 10.5 | 26 | 4 |
| Burleson | 18 | 192 | 10.7 | 36 | 2 |
| Alexander | 12 | 48 | 4.0 | 14 | 0 |
| Morris | 11 | 46 | 4.2 | 27 | 0 |
| Mili | 10 | 69 | 6.9 | 15 | 0 |
| Heller | 4 | 32 | 8.0 | 12 | 1 |
| Parry | 1 | 11 | 11.0 | 11 | 0 |
| TEAM | 292 | 3369 | 11.5 | 72t | 26 |
| OPPONENTS | 299 | 3538 | 11.8 | 71t | 23 |

2006 STATISTICS

INTERCEPTIONS

| | No. | Yds. | Avg. | Long | TD |
|------------------|-----------|------------|-------------|-----------|----------|
| Hamlin | 3 | 63 | 21.0 | 37 | 0 |
| Boulware | 2 | 1 | 0.5 | 1 | 0 |
| Tapp | 1 | 25 | 25.0 | 25t | 1 |
| Babineaux | 1 | 20 | 20.0 | 20 | 0 |
| Tatupu | 1 | 19 | 19.0 | 19 | 0 |
| Herdon | 1 | 0 | 0.0 | 0 | 0 |
| Jennings | 1 | 0 | 0.0 | 0 | 0 |
| Trufant | 1 | 0 | 0.0 | 0 | 0 |
| Peterson | 1 | -4 | -4.0 | -4 | 0 |
| TEAM | 12 | 124 | 10.3 | 37 | 1 |
| OPPONENTS | 22 | 141 | 6.4 | 39 | 1 |

PUNTING

| | No. | Yds. | Avg. | Net | TB | In | Lg | B |
|------------------|-----------|-------------|-------------|-------------|-----------|-----------|-----------|----------|
| Plackemeier | 84 | 3778 | 45.0 | 37.3 | 15 | 25 | 72 | 0 |
| J. Brown | 2 | 49 | 24.5 | 24.5 | 0 | 1 | 28 | 0 |
| TEAM | 86 | 3827 | 44.5 | 37.0 | 15 | 26 | 72 | 0 |
| OPPONENTS | 88 | 3773 | 42.9 | 36.9 | 5 | 25 | 61 | 0 |

PUNT RETURNS

| | Ret. | FC | Yds. | Avg. | Long | TD |
|------------------|-----------|-----------|------------|------------|------------|----------|
| Burleson | 34 | 7 | 322 | 9.5 | 90t | 1 |
| Williams | 14 | 9 | 102 | 7.3 | 22 | 0 |
| Trufant | 1 | 0 | 0 | 0.0 | 0 | 0 |
| TEAM | 49 | 16 | 424 | 8.7 | 90t | 1 |
| OPPONENTS | 39 | 12 | 343 | 8.8 | 40 | 0 |

KICKOFF RETURNS

| | No. | Yds. | Avg. | Long | TD |
|------------------|-----------|-------------|-------------|-----------|----------|
| Burleson | 26 | 643 | 24.7 | 50 | 0 |
| Ponder TM | 25 | 587 | 23.5 | 41 | 0 |
| Scobey | 17 | 315 | 18.5 | 33 | 0 |
| Weeks | 1 | 3 | 3.0 | 3 | 0 |
| TEAM | 69 | 1548 | 22.4 | 50 | 0 |
| OPPONENTS | 61 | 1499 | 24.6 | 51 | 0 |

FIELD GOALS

| | 1-19 | 20-29 | 30-39 | 40-49 | 50+ |
|------------------|------------|--------------|--------------|--------------|------------|
| J. Brown | 0/0 | 10/10 | 5/7 | 7/9 | 3/5 |
| TEAM | 0/0 | 10/10 | 5/7 | 7/9 | 3/5 |
| OPPONENTS | 1/1 | 1/3 | 11/12 | 10/12 | 0/5 |

J. Brown: (41B, 53B, 20G, 51G, 42G) (30B) () (23G, 24G) (34N, 49G, 49G, 54G) (42G, 26G) () (20G, 25G, 20G) (38G) () (45G, 41G, 37G, 28G) (40N, 53N, 44G, 23G, 50G) () () (33G) (35G, 30G, 23G).

Opponents: (44G, 52N, 37G) (51N, 53N, 43G) (46G) (36G, 20G, 41G) () (33G, 46N) (38G, 32G, 50N) () (40G, 42G, 35G) (39G, 18G, 30B, 27N) (28B, 34G) (37G, 41G) (32G, 53N, 40G) (39G) (46G, 40G) (44N).

Sacks: Peterson 10.0, Fisher 4.0, Wistrom 4.0, Bernard 3.5, Darby 3.5, Davis 3.0, Tapp 3.0, Terrill 3.0, Hamlin 2.0, Hill 2.0, Tatupu 1.5, Lewis 1.0, Tubbs 0.5.

TEAM 41.0, OPPONENTS 49.0

DEFENSE STATISTICS

| Name | Tkl. | Solo | Ast. | QB | Yds. | QH | Int | PD | FF | FR |
|---------------|------|------|------|------|------|----|-----|----|----|----|
| Tatupu, L. | 123 | 93 | 30 | 1.5 | 14.0 | 4 | 1 | 7 | 2 | 1 |
| Hamlin, K. | 96 | 75 | 21 | 2.0 | 11.0 | 0 | 3 | 11 | 1 | 0 |
| Hill, L. | 92 | 70 | 22 | 2.0 | 19.0 | 2 | 0 | 2 | 2 | 1 |
| Peterson, J. | 89 | 71 | 18 | 10.0 | 72.0 | 14 | 1 | 6 | 1 | 1 |
| Herndon, K. | 68 | 50 | 18 | 0 | 0 | 0 | 1 | 16 | 1 | 1 |
| Trufant, M. | 68 | 60 | 8 | 0 | 0 | 0 | 1 | 11 | 2 | 0 |
| Babineaux, J. | 51 | 41 | 10 | 0 | 0 | 0 | 1 | 4 | 0 | 0 |
| Fisher, B. | 46 | 37 | 9 | 4.0 | 30.0 | 8 | 0 | 0 | 0 | 1 |
| Boulware, M. | 39 | 31 | 8 | 0 | 0 | 0 | 2 | 6 | 1 | 1 |
| Wistrom, G. | 37 | 30 | 7 | 4.0 | 27.0 | 4 | 0 | 2 | 1 | 1 |
| Darby, C. | 37 | 28 | 9 | 3.5 | 32.0 | 7 | 0 | 0 | 0 | 0 |
| Bernard, R. | 36 | 24 | 12 | 3.5 | 15.5 | 6 | 0 | 1 | 2 | 1 |
| Jennings, K. | 35 | 32 | 3 | 0 | 0 | 0 | 1 | 5 | 0 | 0 |
| Davis, R. | 30 | 24 | 6 | 3.0 | 23.0 | 3 | 0 | 0 | 0 | 1 |
| Tapp, D. | 23 | 15 | 8 | 3.0 | 19.0 | 8 | 1 | 1 | 1 | 0 |
| Terrill, C. | 11 | 7 | 4 | 3.0 | 13.0 | 3 | 0 | 0 | 0 | 1 |
| Bentley, K. | 10 | 7 | 3 | 0 | 0 | 0 | 0 | 3 | 0 | 0 |
| Williams, J. | 8 | 6 | 2 | 0.0 | 0 | 0 | 0 | 2 | 0 | 1 |
| Tubbs, M. | 7 | 4 | 3 | 0.5 | 5.5 | 2 | 0 | 0 | 0 | 0 |
| Pollard, R. | 4 | 1 | 3 | 0 | 0 | 0 | 0 | 0 | 0 | 0 |
| Lewis, D.D. | 4 | 4 | 0 | 1.0 | 1.0 | 0 | 0 | 0 | 0 | 0 |
| Celestin, O. | 3 | 3 | 0 | 0 | 0 | 0 | 0 | 0 | 0 | 0 |
| Tafoya, J. | 3 | 2 | 1 | 0 | 0 | 0 | 0 | 1 | 0 | 0 |

SPECIAL TEAMS STATISTICS

| Name | Tkl. | Solo | Ast. | FF | FR | BL |
|-----------------|------|------|------|----|----|----|
| Koutouvides, N. | 14 | 11 | 3 | 0 | 0 | 0 |
| Bentley, K. | 14 | 10 | 4 | 0 | 1 | 0 |
| Scobey, J. | 12 | 11 | 1 | 1 | 0 | 0 |
| Laury, L. | 11 | 8 | 3 | 0 | 0 | 0 |
| Tafoya, J. | 9 | 6 | 3 | 0 | 1 | 0 |
| Tapp, D. | 9 | 6 | 3 | 0 | 0 | 0 |
| Weeks, M. | 9 | 7 | 2 | 1 | 0 | 0 |
| Celestin, O. | 6 | 5 | 1 | 0 | 1 | 0 |
| Parry, J. | 6 | 5 | 1 | 0 | 0 | 0 |
| Williams, J. | 6 | 5 | 1 | 0 | 0 | 0 |
| Jennings, K. | 5 | 5 | 0 | 1 | 0 | 0 |
| Lewis, D.D. | 5 | 4 | 1 | 1 | 0 | 0 |
| Babineaux, J. | 4 | 2 | 2 | 0 | 0 | 0 |
| Heller, W. | 4 | 3 | 1 | 0 | 0 | 0 |
| Kacyvenski, I. | 3 | 3 | 0 | 0 | 0 | 0 |
| Brown, J. | 2 | 2 | 0 | 0 | 0 | 0 |
| Rackley, D. | 2 | 2 | 0 | 0 | 0 | 0 |
| Joppru, B. | 2 | 2 | 0 | 0 | 0 | 0 |
| Tobeck, R. | 1 | 1 | 0 | 0 | 0 | 0 |
| Jennings, K. | 1 | 1 | 0 | 0 | 0 | 0 |
| Boulware, M. | 1 | 1 | 0 | 0 | 0 | 0 |
| Cooper, M. | 1 | 1 | 0 | 0 | 0 | 0 |
| Terrill, C. | 0 | 0 | 0 | 0 | 0 | 2 |
| Burleson, N. | 0 | 0 | 0 | 0 | 1 | 0 |

2006 PARTICIPATION

| Date | 9/10 | 9/17 | 9/24 | 10/1 | 10/15 | 10/22 | 10/29 | 11/6 | 11/12 |
|-----------------|------|------|------|------|-------|-------|-------|------|-------|
| Game | @Det | AZ | NYG | @Chi | @StL | Min | @KC | Oak | StL |
| Alexander, S. | RB | RB | RB | in | in | in | in | in | in |
| Ashworth, T. | t | t | te | sub | sub | sub | RT | RT | RT |
| Babineaux, J. | s | s | s | in | s | s | SS | SS | SS |
| Bentley, K. | lb | in | in | lb | sub | sub | lb | lb | sub |
| Bernard, R. | DT | DT | DT | DT | DT | DT | DT | DT | DT |
| Boulware, M. | SS | SS | SS | SS | SS | SS | s | sub | sub |
| Branch, D. | | | wr | WR | WR | WR | WR | WR | WR |
| Brown, J. | k | k | k | k | k | k | k | k | k |
| Burleson, N. | WR | WR | WR | wr | WR | wr | wr | wr | WR |
| Celestin, O. | in | in | in | s | sub | sub | sub | sub | sub |
| Cooper, C. | in | in | | | | | | | |
| Cooper, M. | | | | | | | | | |
| Darby, C. | DT | DT | DT | DT | dt | dt | DT | DT | DT |
| Darche, J.P. | sub | ir | ir | ir | ir | ir | ir | ir | ir |
| Davis, R. | in | in | in | dt | dt | dt | dt | dt | dt |
| Engram, B. | WR | WR | WR | WR | in | in | in | in | in |
| Fisher, B. | LDE | LDE | LDE | LDE | LDE | LDE | LDE | LDE | LDE |
| Gardner, R. | | | | | | | | | |
| Gray, C. | RG | RG | RG | RG | RG | RG | RG | RG | RG |
| Green, M. | | | | | | | | | |
| Greene, D. | in* | in* | in* | in* | in* | in* | dnp | dnp | dnp |
| Hackett, D.J. | wr | wr | in | in | wr | wr | WR | wr | wr |
| Hamdan, G. | | | | | | | in* | in* | in* |
| Hamlin, K. | FS | FS | FS | FS | FS | FS | FS | FS | FS |
| Hasselbeck, M. | QB | QB | QB | QB | QB | QB | in | in | in |
| Heller, W. | te | te | te | te | te | sub | te | sub | te |
| Herndon, K. | LCB | LCB | LCB | LCB | LCB | LCB | LCB | LCB | LCB |
| Hill, L. | in | OLB | OLB | OLB | OLB | OLB | OLB | OLB | OLB |
| Jackson, D. | WR | WR | WR | WR | WR | WR | WR | WR | WR |
| Jennings, K. | cb | cb | cb | cb | cb | cb | cb | cb | cb |
| Jones, W. | LT | LT | LT | LT | LT | LT | LT | LT | LT |
| Joppru, B. | | | | | | | | | |
| Kacyvenski, I. | sub | sub | sub | | | | | | |
| Kirtman, D. | | | | | | | | | |
| Koutouvides, N. | sub | sub | sub | sub | sub | sub | sub | sub | sub |
| Laury, L. | | | | | | | | | |
| Lewis, D.D. | OLB | sub | sub | sub | sub | in | in | in | in |
| Locklear, S. | RT | RT | RT | RT | RT | RT | sus | in | in |
| Mili, I. | te | te | dnp | te | TE | TE | te | te | te |
| Morris, M. | RB | rb | rb | RB | RB | RB | RB | RB | RB |
| Parry, J. | sub | sub | fb | sub | fb | fb | fb | fb | in |
| Peterson, J. | OLB | OLB | OLB | OLB | OLB | OLB | OLB | OLB | OLB |
| Plackemeier, R. | p | p | p | p | p | p | p | p | p |
| Pollard, R. | | | | | | | | | |
| Ponder, W. | sub | sub | sub | sub | sub | sub | | | |
| Rackley, D. | | sub | sub | sub | sub | sub | sub | sub | sub |
| Scobey, J. | sub | sub | sub | sub | sub | sub | sub | sub | sub |
| Sims, R. | in | in | g | sub | sub | sub | g | sub | t |
| Spencer, C. | g | g | LG | LG | LG | LG | LG | c | C |
| Stevens, J. | in | in | in | in | in | te | te | TE | TE |
| Strong, M. | fb | FB | FB | FB | fb | FB | FB | FB | fb |
| Tafoya, J. | de | de | de | in | in | in | de | de | de |
| Tapp, D. | de | de | de | de | de | de | de | de | de |
| Tatupu, L. | MLB | MLB | MLB | MLB | MLB | MLB | MLB | MLB | MLB |
| Terrill, C. | dt | dt | dt | dt | in | in | dt | dt | dt |
| Tobeck, R. | C | C | C | C | C | C | C | C | in |
| Trufant, M. | RCB | RCB | RCB | RCB | RCB | RCB | RCB | RCB | RCB |
| Tubbs, M. | dt | dt | dt | in | DT | DT | in | in | ir |
| Wallace, S. | dnp | dnp | dnp | qb | dnp | qb | QB | QB | QB |
| Weeks, M. | ps | ps | ps | rb | sub | sub | sub | rb | sub |
| Williams, J. | sub | sub | sub | sub | sub | sub | sub | sub | cb |
| Willis, R. | in | in | in | dnp | in | in | sub | in | dnp |
| Wistrom, G. | RDE | RDE | RDE | RDE | RDE | RDE | RDE | RDE | RDE |
| Womack, F. | LG | LG | in | in | in | in | in | LG | LG |

CAPS - starter; lower case - substitute at that position; sub - special teams only; dnp - did not play; in - inactive; ir - injured reserve; nfi - non-football injury; in* - third quarterback, res - reserve, pup - physically unable to perform; sus - suspended

2006 PARTICIPATION

| 11/19 @SF | 11/27 GB | 12/3 @Den | 12/10 @AZ | 12/14 SF | 12/24 SD | 12/31 @TB | G | S | IN | DNP |
|--------------|-------------|--------------|--------------|-------------|-------------|--------------|----|----|----|-----|
| RB | RB | RB | RB | RB | RB | RB | 10 | 10 | 6 | 0 |
| RT | RT | RT | sub | sub | sub | t | 16 | 6 | 0 | 0 |
| SS | SS | SS | SS | SS | cb | cb | 15 | 8 | 1 | 0 |
| sub | lb | sub | sub | lb | sub | lb | 14 | 0 | 2 | 0 |
| DT | DT | DT | DT | DT | DT | DT | 16 | 16 | 0 | 0 |
| sub | s | s | s | s | SS | SS | 16 | 8 | 0 | 0 |
| WR | WR | WR | WR | WR | WR | WR | 14 | 13 | 0 | 0 |
| k | k | k | k | k | k | k | 16 | 0 | 0 | 0 |
| wr | wr | WR | wr | WR | wr | wr | 16 | 7 | 0 | 0 |
| sub | sub | sub | sub | sub | sub | s | 13 | 0 | 3 | 0 |
| | | | | in | in | sub | 0 | 0 | 2 | 0 |
| DT | DT | DT | DT | DT | DT | DT | 16 | 14 | 0 | 0 |
| ir | ir | ir | ir | ir | ir | ir | 1 | 0 | 0 | 0 |
| dt | dt | dt | dt | dt | dt | dt | 13 | 0 | 3 | 0 |
| in | in | in | in | wr | WR | WR | 7 | 6 | 9 | 0 |
| LDE | LDE | LDE | LDE | LDE | LDE | LDE | 16 | 16 | 0 | 0 |
| | | | | | | in | 0 | 0 | 1 | 0 |
| RG | RG | RG | RG | RG | RG | in | 15 | 15 | 1 | 0 |
| | | | in | in | dt | dt | 2 | 0 | 2 | 0 |
| dnp | in* | in* | in* | in* | in* | in* | 0 | 0 | 12 | 4 |
| wr | WR | wr | WR | wr | WR | WR | 14 | 5 | 2 | 0 |
| in | in | in | ps | ps | ps | ps | 0 | 0 | 6 | 0 |
| FS | FS | FS | FS | FS | FS | FS | 16 | 16 | 0 | 0 |
| in* | QB | QB | QB | QB | QB | QB | 12 | 12 | 4 | 0 |
| sub | te | te | te | te | te | te | 16 | 0 | 0 | 0 |
| LCB | LCB | LCB | LCB | LCB | LCB | LCB | 16 | 16 | 0 | 0 |
| OLB | OLB | OLB | OLB | OLB | OLB | OLB | 15 | 15 | 1 | 0 |
| WR | WR | WR | WR | in | in | in | 13 | 13 | 3 | 0 |
| cb | cb | cb | CB | cb | cb | CB | 16 | 2 | 0 | 0 |
| LT | LT | LT | LT | LT | LT | LT | 16 | 16 | 0 | 0 |
| | | te | te | te | te | te | 5 | 0 | 0 | 0 |
| | | | | in | in | in | 3 | 0 | 0 | 0 |
| sub | sub | sub | sub | sub | sub | sub | 0 | 0 | 3 | 0 |
| sub | sub | sub | sub | sub | sub | sub | 16 | 0 | 0 | 0 |
| in | in | in | in | ir | ir | ir | 8 | 0 | 0 | 0 |
| in | in | sub | RT | RT | RT | RT | 5 | 1 | 8 | 0 |
| te | te | in | in | in | in | in | 11 | 10 | 4 | 0 |
| rb | RB | rb | rb | rb | rb | rb | 10 | 2 | 5 | 1 |
| in | in | ir | ir | ir | ir | ir | 16 | 8 | 0 | 0 |
| OLB | OLB | OLB | OLB | OLB | OLB | OLB | 8 | 0 | 3 | 0 |
| p | p | p | p | p | p | p | 16 | 16 | 0 | 0 |
| | in | in | in | dt | in | | 16 | 0 | 0 | 0 |
| sub | sub | sub | sub | sub | sub | sub | 6 | 0 | 4 | 0 |
| sub | sub | sub | ir | ir | ir | ir | 0 | 0 | 0 | 0 |
| t | g | g | g | LG | LG | LG | 15 | 0 | 0 | 0 |
| C | C | C | C | C | C | C | 12 | 0 | 0 | 0 |
| TE | te | TE | te | TE | te | TE | 14 | 3 | 2 | 0 |
| FB | fb | fb | FB | FB | FB | fb | 16 | 13 | 0 | 0 |
| de | de | de | de | de | de | de | 11 | 6 | 5 | 0 |
| de | de | de | de | de | de | de | 16 | 10 | 0 | 0 |
| MLB | MLB | MLB | MLB | MLB | MLB | MLB | 13 | 0 | 3 | 0 |
| dt | dt | dt | dt | ir | ir | ir | 16 | 0 | 0 | 0 |
| in | in | in | in | in | in | dnp | 11 | 0 | 2 | 0 |
| RCB | RCB | RCB | RCB | RCB | RCB | in | 8 | 8 | 7 | 1 |
| ir | ir | ir | ir | ir | ir | ir | 15 | 15 | 1 | 0 |
| QB | dnp | dnp | dnp | wr | wr | dnp | 5 | 2 | 3 | 0 |
| in | ps | ps | sub | sub | sub | rb | 8 | 4 | 0 | 8 |
| cb | sub | sub | cb | sub | sub | cb | 10 | 0 | 1 | 0 |
| in | dnp | in | in | dnp | dnp | in | 16 | 0 | 0 | 0 |
| RDE | RDE | RDE | RDE | RDE | RDE | RDE | 1 | 0 | 10 | 5 |
| LG | LG | LG | LG | in | in | RG | 16 | 16 | 0 | 0 |
| | | | | | | | 9 | 9 | 7 | 0 |

2006 OFFENSE

| | 9/10 @Det | 9/17 AZ | 9/24 NYG | 10/1 @Chi | 10/15 @StL | 10/22 Min | 10/29 @KC |
|------------------------|--------------|------------|-------------|--------------|---------------|--------------|--------------|
| Points | 9 | 21 | 42 | 6 | 30 | 13 | 28 |
| 1 Quarter | 0 | 14 | 21 | 3 | 7 | 7 | 7 |
| 2 Quarter | 6 | 0 | 14 | 3 | 0 | 3 | 7 |
| 3 Quarter | 0 | 0 | 7 | 0 | 7 | 0 | 7 |
| 4 Quarter | 3 | 7 | 0 | 0 | 16 | 3 | 7 |
| Overtime | - | - | - | - | - | - | - |
| First Downs | 17 | 20 | 26 | 14 | 20 | 16 | 15 |
| Rushing | 5 | 10 | 10 | 4 | 6 | 1 | 3 |
| Passing | 11 | 9 | 15 | 9 | 12 | 12 | 10 |
| Penalty | 1 | 1 | 1 | 1 | 2 | 3 | 2 |
| 3rd Down Efficiency | 2/11 | 6/13 | 10/16 | 4/16 | 9/17 | 6/16 | 4/10 |
| Percentage | 18% | 46% | 63% | 25% | 53% | 38% | 40% |
| 4th Down Efficiency | 0/0 | 0/0 | 1/1 | 0/0 | 0/0 | 0/1 | 0/1 |
| Percentage | 0% | 0% | 100% | 0% | 0% | 0% | 0% |
| Total Net Yards | 264 | 341 | 333 | 230 | 364 | 290 | 240 |
| Plays | 61 | 66 | 74 | 61 | 66 | 67 | 49 |
| Avg./Play | 4.3 | 5.2 | 4.5 | 3.8 | 5.5 | 4.3 | 4.9 |
| Net Yds. Rushing | 91 | 146 | 106 | 77 | 125 | 53 | 47 |
| Plays | 26 | 36 | 41 | 19 | 28 | 21 | 18 |
| Avg./Play | 3.5 | 4.1 | 2.6 | 4.1 | 4.5 | 2.5 | 2.6 |
| Net Yds. Passing | 173 | 195 | 227 | 153 | 239 | 237 | 193 |
| Sack/Loss | 5/37 | 3/26 | 0/0 | 5/49 | 4/29 | 4/24 | 1/5 |
| Gross Yds. | 210 | 221 | 227 | 202 | 268 | 261 | 198 |
| Att./Comp. | 30/25 | 12/27 | 24/33 | 17/37 | 19/34 | 21/42 | 15/30 |
| Interceptions | 0 | 2 | 3 | 2 | 0 | 2 | 2 |
| Avg./Play | 4.9 | 6.5 | 6.9 | 3.6 | 6.3 | 5.2 | 6.2 |
| Punts/Avg. | 5/53.0 | 5/38.6 | 4/48.8 | 8/43.1 | 4/34.8 | 6/51.2 | 4/49.5 |
| Blocked | 0 | 0 | 0 | 0 | 0 | 0 | 0 |
| Punt Ret./Yds. | 4/43 | 4/27 | 1/7 | 2/6 | 2/12 | 1/3 | 1/11 |
| Kickoff Ret./Yds. | 3/88 | 1/17 | 4/108 | 7/167 | 5/107 | 5/100 | 7/147 |
| Interception/Ret. Yds. | 0/0 | 2/0 | 3/63 | 0/0 | 1/19 | 0/0 | 0/0 |
| Penalties/Yds. | 8/55 | 7/73 | 4/22 | 7/59 | 10/65 | 5/30 | 4/35 |
| Fumbles/Lost | 2/1 | 1/0 | 0/0 | 0/0 | 1/1 | 2/1 | 0/0 |
| Touchdowns | 0 | 3 | 6 | 0 | 3 | 1 | 4 |
| Rushing | 0 | 2 | 1 | 0 | 0 | 0 | 0 |
| Passing | 0 | 1 | 5 | 0 | 3 | 1 | 3 |
| Returns | 0 | 0 | 0 | 0 | 0 | 0 | 0 |
| Defense | 0 | 0 | 0 | 0 | 0 | 0 | 1 |
| Safeties | 0 | 0 | 0 | 0 | 0 | 0 | 0 |
| 1 Pt. PAT/Att. | 0/0 | 3/3 | 6/6 | 0/0 | 3/3 | 1/1 | 4/4 |
| 2 Pt. PAT/Att. | 0/0 | 0/0 | 0/0 | 0/0 | 0/0 | 0/0 | 0/0 |
| FG/Att. | 3/5 | 0/1 | 0/0 | 2/2 | 3/4 | 2/2 | 0/0 |
| Time of Possession | 32:25 | 31:53 | 38:00 | 24:28 | 27:55 | 27:41 | 17:45 |
| Take/Give Ratio | 1/1 | 2/2 | 4/3 | 0/2 | 2/1 | 0/3 | 3/2 |
| Avg. Drive Start | SEA31 | SEA28 | SEA41 | SEA28 | SEA35 | SEA24 | SEA34 |

2006 OFFENSE

| 11/6 Oak | 11/12 StL | 11/19 @SF | 11/27 GB | 12/3 @Den | 12/10 @AZ | 12/14 SF | 12/24 SD | 12/31 @TB |
|-------------|--------------|--------------|-------------|--------------|--------------|-------------|-------------|--------------|
| 16 | 24 | 14 | 34 | 23 | 21 | 14 | 17 | 23 |
| 10 | 7 | 0 | 3 | 0 | 7 | 7 | 0 | 10 |
| 3 | 7 | 0 | 9 | 7 | 7 | 0 | 0 | 7 |
| 0 | 0 | 7 | 7 | 0 | 7 | 0 | 7 | 3 |
| 3 | 10 | 7 | 15 | 16 | 0 | 7 | 10 | 3 |
| - | - | - | - | - | - | - | - | - |
| 20 | 19 | 15 | 29 | 12 | 21 | 22 | 18 | 28 |
| 9 | 9 | 7 | 14 | 4 | 8 | 5 | 7 | 10 |
| 9 | 9 | 7 | 11 | 7 | 9 | 15 | 9 | 13 |
| 2 | 1 | 1 | 4 | 1 | 4 | 2 | 2 | 5 |
| 4/16 | 4/11 | 1/8 | 4/14 | 3/16 | 5/12 | 5/13 | 10/21 | 8/14 |
| 25% | 36% | 13% | 29% | 19% | 42% | 38% | 48% | 57% |
| 0/0 | 0/0 | 0/2 | 1/1 | 0/0 | 0/1 | 0/1 | 0/0 | 0/0 |
| 0% | 0% | 0% | 100% | 0% | 0% | 0% | 0% | 0% |
| 371 | 283 | 303 | 382 | 270 | 348 | 300 | 314 | 344 |
| 72 | 55 | 54 | 85 | 60 | 60 | 67 | 76 | 72 |
| 5.2 | 5.1 | 5.6 | 4.5 | 4.5 | 5.8 | 4.5 | 4.1 | 4.8 |
| 207 | 160 | 70 | 235 | 108 | 120 | 90 | 153 | 132 |
| 39 | 26 | 21 | 48 | 31 | 29 | 27 | 33 | 42 |
| 5.3 | 6.2 | 3.3 | 4.9 | 3.5 | 4.1 | 4.5 | 4.6 | 3.1 |
| 164 | 123 | 233 | 147 | 162 | 228 | 210 | 161 | 212 |
| 3/12 | 6/38 | 2/19 | 1/10 | 1/6 | 3/15 | 3/10 | 6/28 | 1/4 |
| 176 | 161 | 252 | 157 | 168 | 243 | 220 | 189 | 216 |
| 18/30 | 15/23 | 13/31 | 17/36 | 16/28 | 20/28 | 20/37 | 17/37 | 17/29 |
| 0 | 0 | 3 | 3 | 1 | 0 | 2 | 2 | 0 |
| 5.0 | 4.2 | 7.1 | 4.0 | 5.6 | 7.4 | 5.3 | 3.7 | 7.1 |
| 8/42.4 | 4/42.0 | 5/50.2 | 3/44.0 | 8/38.4 | 4/49.8 | 7/37.0 | 9/49.6 | 2/33.5 |
| 0 | 0 | 0 | 0 | 0 | 0 | 0 | 0 | 0 |
| 5/39 | 3/95 | 4/31 | 3/28 | 5/36 | 2/9 | 4/14 | 5/19 | 3/44 |
| 0/0 | 6/105 | 4/63 | 5/139 | 4/107 | 6/159 | 5/98 | 5/107 | 2/46 |
| 0/0 | 1/0 | 0/0 | 3/0 | 2/45 | 1/-4 | 0/0 | 0/0 | 0/0 |
| 10/80 | 3/16 | 5/30 | 4/25 | 10/80 | 6/40 | 3/20 | 6/50 | 3/20 |
| 0/0 | 3/2 | 2/2 | 2/1 | 0/0 | 4/3 | 2/0 | 1/0 | 1/1 |
| 1 | 3 | 2 | 3 | 2 | 3 | 2 | 2 | 2 |
| 0 | 0 | 0 | 0 | 1 | 0 | 1 | 2 | 1 |
| 1 | 2 | 2 | 3 | 0 | 3 | 1 | 0 | 1 |
| 0 | 1 | 0 | 0 | 0 | 0 | 0 | 0 | 0 |
| 0 | 0 | 0 | 0 | 1 | 0 | 0 | 0 | 0 |
| 0 | 0 | 0 | 0 | 0 | 0 | 0 | 0 | 0 |
| 1/1 | 3/3 | 2/2 | 2/2 | 2/2 | 3/3 | 2/2 | 2/2 | 2/2 |
| 0/0 | 0/0 | 0/0 | 1/1 | 0/0 | 0/0 | 0/0 | 0/0 | 0/0 |
| 3/3 | 1/1 | 0/0 | 4/4 | 3/5 | 0/0 | 0/0 | 1/1 | 3/3 |
| 35:39 | 26:08 | 23:48 | 36:07 | 30:31 | 25:21 | 28:56 | 32:51 | 37:20 |
| 0/0 | 1/2 | 1/5 | 4/4 | 5/1 | 1/3 | 0/2 | 0/2 | 2/1 |
| SEA30 | SEA20 | SEA25 | SEA32 | SEA39 | SEA24 | SEA36 | SEA32 | SEA37 |

2006 DEFENSE

| | 9/10 @Det | 9/17 AZ | 9/24 NYG | 10/1 @Chi | 10/15 @StL | 10/22 Min | 10/29 @KC |
|------------------------|--------------|------------|-------------|--------------|---------------|--------------|--------------|
| Points | 6 | 10 | 30 | 37 | 28 | 31 | 35 |
| 1 Quarter | 3 | 0 | 0 | 7 | 7 | 3 | 10 |
| 2 Quarter | 0 | 0 | 3 | 13 | 14 | 7 | 10 |
| 3 Quarter | 0 | 3 | 0 | 14 | 0 | 14 | 7 |
| 4 Quarter | 3 | 7 | 27 | 3 | 7 | 7 | 8 |
| Overtime | - | - | - | - | - | - | - |
| First Downs | 15 | 17 | 18 | 21 | 21 | 14 | 30 |
| Rushing | 4 | 3 | 3 | 11 | 5 | 3 | 12 |
| Passing | 9 | 11 | 15 | 9 | 14 | 10 | 17 |
| Penalty | 2 | 3 | 0 | 1 | 2 | 1 | 1 |
| 3rd Down Efficiency | 5/14 | 6/14 | 2/9 | 6/15 | 8/15 | 5/14 | 6/13 |
| Percentage | 36% | 43% | 22% | 40% | 53% | 36% | 46% |
| 4th Down Efficiency | 0/0 | 0/0 | 1/1 | 1/1 | 0/0 | 0/1 | 1/2 |
| Percentage | 0% | 0% | 100% | 100% | 0% | 0% | 50% |
| Total Net Yards | 251 | 256 | 337 | 362 | 368 | 332 | 499 |
| Plays | 57 | 63 | 52 | 70 | 67 | 59 | 79 |
| Avg./Play | 4.4 | 4.1 | 6.5 | 5.2 | 5.5 | 5.6 | 6.3 |
| Net Yds. Rushing | 38 | 65 | 73 | 143 | 59 | 175 | 191 |
| Plays | 17 | 20 | 15 | 38 | 22 | 30 | 53 |
| Avg./Play | 2.2 | 3.3 | 4.9 | 3.8 | 2.7 | 5.8 | 3.6 |
| Net Yds. Passing | 213 | 191 | 264 | 219 | 309 | 157 | 308 |
| Sack/Loss | 3/16 | 5/40 | 1/11 | 1/13 | 6/51 | 4/29 | 1/4 |
| Gross Yds. | 229 | 231 | 275 | 232 | 360 | 186 | 312 |
| Att./Comp. | 37/21 | 39/24 | 24/36 | 17/31 | 26/39 | 16/25 | 17/25 |
| Interceptions | 0 | 1 | 3 | 0 | 1 | 0 | 0 |
| Avg./Play | 5.3 | 1.0 | 7.1 | 6.8 | 6.9 | 5.4 | 11.8 |
| Punts/Avg. | 6/43.0 | 6/39.7 | 4/48.0 | 5/42.2 | 5/37.4 | 5/40.8 | 1/50.0 |
| Blocked | 0 | 0 | 0 | 0 | 0 | 0 | 0 |
| Punt Ret./Yds. | 3/10 | 4/29 | 1/15 | 5/42 | 2/19 | 4/66 | 2/9 |
| Kickoff Ret./Yds. | 2/38 | 4/102 | 6/164 | 3/77 | 4/88 | 4/124 | 5/138 |
| Interception/Ret. Yds. | 0/0 | 1/1 | 3/28 | 0/0 | 0/0 | 2/3 | 2/3 |
| Penalties/Yds. | 7/61 | 11/66 | 8/63 | 5/60 | 6/72 | 5/45 | 6/40 |
| Fumbles/Lost | 3/1 | 5/1 | 1/1 | 3/0 | 1/1 | 2/0 | 5/3 |
| Touchdowns | 0 | 1 | 4 | 4 | 4 | 4 | 4 |
| Rushing | 0 | 0 | 0 | 2 | 1 | 1 | 3 |
| Passing | 0 | 1 | 3 | 2 | 3 | 2 | 1 |
| Returns | 0 | 0 | 0 | 0 | 0 | 0 | 0 |
| Defense | 0 | 0 | 1 | 0 | 0 | 1 | 0 |
| Safeties | 0 | 0 | 0 | 0 | 0 | 0 | 0 |
| 1 Pt. PAT/Att. | 0/0 | 1/1 | 3/3 | 4/4 | 4/4 | 4/4 | 3/3 |
| 2 Pt. PAT/Att. | 0/0 | 0/0 | 0/1 | 0/0 | 0/0 | 0/0 | 1/1 |
| FG/Att. | 2/3 | 1/3 | 1/1 | 3/3 | 0/0 | 1/2 | 1/1 |
| Time of Poss. | 27:35 | 28:07 | 22:00 | 35:32 | 32:05 | 32:19 | 42:15 |
| Take/Give Ratio | 1/1 | 2/2 | 3/4 | 2/0 | 1/2 | 3/0 | 2/3 |
| Avg. Drive Start | DET28 | AZ33 | NYG29 | CHI34 | STL25 | MIN35 | KC28 |

2006 DEFENSE

| 11/6 Oak | 11/12 StL | 11/19 @SF | 11/27 GB | 12/3 @Den | 12/10 @AZ | 12/14 SF | 12/24 SD | 12/31 @TB |
|-------------|--------------|--------------|-------------|--------------|--------------|-------------|-------------|--------------|
| 0 | 22 | 20 | 24 | 20 | 27 | 24 | 20 | 7 |
| 0 | 10 | 3 | 7 | 3 | 14 | 0 | 0 | 0 |
| 0 | 3 | 17 | 7 | 10 | 3 | 3 | 7 | 7 |
| 0 | 3 | 0 | 7 | 0 | 0 | 0 | 6 | 0 |
| 0 | 6 | 0 | 3 | 7 | 10 | 21 | 7 | 0 |
| - | - | - | - | - | - | - | - | - |
| 13 | 18 | 18 | 14 | 14 | 20 | 15 | 14 | 15 |
| 3 | 8 | 10 | 2 | 7 | 8 | 8 | 7 | 8 |
| 8 | 10 | 7 | 12 | 6 | 11 | 7 | 7 | 7 |
| 2 | 0 | 1 | 0 | 1 | 1 | 0 | 0 | 0 |
| 3/15 | 6/14 | 3/13 | 6/14 | 4/14 | 6/13 | 7/17 | 4/16 | 3/9 |
| 20% | 43% | 23% | 43% | 29% | 46% | 41% | 25% | 33% |
| 1/2 | 0/2 | 0/0 | 0/0 | 1/1 | 0/0 | 1/1 | 0/0 | 0/1 |
| 50% | 0% | 0% | 0% | 100% | 0% | 100% | 0% | 0% |
| 185 | 299 | 416 | 310 | 302 | 345 | 390 | 340 | 287 |
| 57 | 64 | 60 | 57 | 58 | 67 | 63 | 64 | 49 |
| 3.2 | 4.7 | 6.9 | 5.4 | 5.2 | 5.1 | 6.2 | 5.3 | 5.9 |
| 64 | 108 | 262 | 51 | 181 | 113 | 228 | 168 | 110 |
| 13 | 20 | 34 | 19 | 34 | 33 | 38 | 33 | 21 |
| 4.9 | 5.4 | 7.7 | 2.7 | 5.3 | 3.4 | 6.0 | 5.1 | 5.2 |
| 121 | 191 | 154 | 259 | 121 | 232 | 162 | 172 | 177 |
| 9/45 | 4/24 | 1/9 | 1/7 | 3/22 | 0/0 | 0/0 | 1/9 | 1/8 |
| 166 | 215 | 163 | 266 | 143 | 232 | 162 | 181 | 185 |
| 16/35 | 26/40 | 19/25 | 22/36 | 10/21 | 21/34 | 14/25 | 10/30 | 16/27 |
| 0 | 1 | 0 | 3 | 2 | 1 | 0 | 0 | 0 |
| 2.8 | 4.3 | 5.9 | 6.8 | 5.0 | 6.8 | 6.5 | 5.5 | 6.3 |
| 10/45.0 | 3/43.7 | 6/43.3 | 5/34.8 | 7/43.9 | 4/42.3 | 8/45.0 | 10/42.5 | 3/52.3 |
| 0 | 0 | 0 | 0 | 0 | 0 | 0 | 0 | 0 |
| 3/19 | 2/10 | 2/8 | 1/10 | 2/6 | 3/58 | 0/0 | 5/39 | 0/0 |
| 3/53 | 4/81 | 3/71 | 8/168 | 5/127 | 3/69 | 2/29 | 3/70 | 3/101 |
| 0/0 | 0/0 | 0/0 | 3/8 | 1/0 | 0/0 | 0/0 | 2/15 | 0/0 |
| 8/60 | 7/58 | 5/39 | 10/61 | 3/25 | 9/77 | 10/87 | 10/85 | 8/51 |
| 1/0 | 1/0 | 1/1 | 2/1 | 5/3 | 0/0 | 0/0 | 2/0 | 2/2 |
| 0 | 2 | 2 | 3 | 2 | 3 | 3 | 2 | 1 |
| 0 | 1 | 1 | 1 | 0 | 1 | 1 | 0 | 0 |
| 0 | 0 | 1 | 1 | 2 | 2 | 2 | 2 | 1 |
| 0 | 0 | 0 | 0 | 0 | 0 | 0 | 0 | 0 |
| 0 | 1 | 0 | 1 | 0 | 0 | 0 | 0 | 0 |
| 0 | 0 | 0 | 0 | 0 | 0 | 0 | 0 | 0 |
| 0/0 | 1/1 | 2/2 | 3/3 | 2/2 | 3/3 | 3/3 | 2/2 | 1/1 |
| 0/0 | 0/1 | 0/0 | 0/0 | 0/0 | 0/0 | 0/0 | 0/0 | 0/0 |
| 0/0 | 3/3 | 2/4 | 1/2 | 2/2 | 2/3 | 1/1 | 2/2 | 0/1 |
| 24:21 | 33:52 | 36:12 | 23:53 | 29:29 | 34:39 | 31:04 | 27:09 | 22:40 |
| 0/0 | 2/1 | 5/1 | 4/4 | 1/5 | 3/1 | 2/0 | 2/0 | 1/2 |
| OAK25 | STL39 | SF34 | GB34 | DEN28 | AZ37 | SF25 | SD22 | TB25 |

OFFENSE

| DATE | GAME | WR | LT | LG | C | RG | RT | TE | WR | QB | RB | FB | K |
|-------|------------------|----------|-------|---------|---------|--------|----------|---------------|----------|------------|-----------|---------------|----------|
| 9/10 | at Detroit | Engram | Jones | Womack | Tobeck | Gray | Locklear | Burleson (WR) | Jackson | Hasselbeck | Alexander | Morris (RB) | J. Brown |
| 9/17 | Arizona | Burleson | Jones | Womack | Tobeck | Gray | Locklear | Engram (WR) | Jackson | Hasselbeck | Alexander | Strong | J. Brown |
| 9/24 | N.Y. Giants | Burleson | Jones | Spencer | Tobeck | Gray | Locklear | Engram (WR) | Jackson | Hasselbeck | Alexander | Strong | J. Brown |
| 10/1 | at Chicago | Branch | Jones | Spencer | Tobeck | Gray | Locklear | Engram (WR) | Jackson | Hasselbeck | Morris | Strong | J. Brown |
| 10/15 | at St. Louis | Branch | Jones | Spencer | Tobeck | Gray | Locklear | Mili | Jackson | Hasselbeck | Morris | Burleson (WR) | J. Brown |
| 10/22 | Minnesota | Branch | Jones | Spencer | Tobeck | Gray | Locklear | Mili | Jackson | Hasselbeck | Morris | Strong | J. Brown |
| 10/29 | at Kansas City | Branch | Jones | Spencer | Tobeck | Gray | Ashworth | Hackett (WR) | Jackson | Wallace | Morris | Strong | J. Brown |
| 11/6 | Oakland | Branch | Jones | Womack | Tobeck | Gray | Ashworth | Stevens | Jackson | Wallace | Morris | Strong | J. Brown |
| 11/12 | St. Louis | Branch | Jones | Womack | Spencer | Gray | Ashworth | Stevens | Jackson | Wallace | Morris | Burleson (WR) | J. Brown |
| 11/19 | at San Francisco | Branch | Jones | Womack | Spencer | Gray | Ashworth | Stevens | Jackson | Wallace | Alexander | Strong | J. Brown |
| 11/27 | Green Bay | Branch | Jones | Womack | Spencer | Gray | Ashworth | Hackett (WR) | Jackson | Hasselbeck | Alexander | Morris (RB) | J. Brown |
| 12/3 | at Denver | Branch | Jones | Womack | Spencer | Gray | Ashworth | Stevens | Jackson | Hasselbeck | Alexander | Burleson (WR) | J. Brown |
| 12/10 | at Arizona | Branch | Jones | Womack | Spencer | Gray | Locklear | Hackett (WR) | Jackson | Hasselbeck | Alexander | Strong | J. Brown |
| 12/14 | San Francisco | Branch | Jones | Sims | Spencer | Gray | Locklear | Stevens | Burleson | Hasselbeck | Alexander | Strong | J. Brown |
| 12/24 | San Diego | Branch | Jones | Sims | Spencer | Gray | Locklear | Engram (WR) | Hackett | Hasselbeck | Alexander | Strong | J. Brown |
| 12/31 | at Tampa Bay | Branch | Jones | Sims | Spencer | Womack | Locklear | Stevens | Hackett | Hasselbeck | Alexander | Engram (RB) | J. Brown |

2006 STARTERS

DEFENSE

| DATE | GAME | LDE | LDT | RDT | RDE | OLB | MLB | OLB | LCB | RCB | SS | FS | P |
|-------|------------------|--------|-------|---------------|---------|-------|--------|----------|---------|----------|-----------|--------|-------------|
| 9/10 | at Detroit | Fisher | Darby | Bernard | Wistrom | Lewis | Tatupu | Peterson | Herndon | Trufant | Boulware | Hamlin | Plackemeier |
| 9/17 | Arizona | Fisher | Darby | Bernard | Wistrom | Hill | Tatupu | Peterson | Herndon | Trufant | Boulware | Hamlin | Plackemeier |
| 9/24 | N.Y. Giants | Fisher | Darby | Bernard | Wistrom | Hill | Tatupu | Peterson | Herndon | Trufant | Boulware | Hamlin | Plackemeier |
| 10/1 | at Chicago | Fisher | Darby | Bernard | Wistrom | Hill | Tatupu | Peterson | Herndon | Trufant | Boulware | Hamlin | Plackemeier |
| 10/15 | at St. Louis | Fisher | Tubbs | Bernard | Wistrom | Hill | Tatupu | Peterson | Herndon | Trufant | Boulware | Hamlin | Plackemeier |
| 10/22 | Minnesota | Fisher | Tubbs | Bernard | Wistrom | Hill | Tatupu | Peterson | Herndon | Trufant | Boulware | Hamlin | Plackemeier |
| 10/29 | at Kansas City | Fisher | Darby | Bernard | Wistrom | Hill | Tatupu | Peterson | Herndon | Trufant | Babineaux | Hamlin | Plackemeier |
| 11/6 | Oakland | Fisher | Darby | Bernard | Wistrom | Hill | Tatupu | Peterson | Herndon | Trufant | Babineaux | Hamlin | Plackemeier |
| 11/12 | St. Louis | Fisher | Darby | Bernard | Wistrom | Hill | Tatupu | Peterson | Herndon | Trufant | Babineaux | Hamlin | Plackemeier |
| 11/19 | at San Francisco | Fisher | Darby | Bernard | Wistrom | Hill | Tatupu | Peterson | Herndon | Trufant | Babineaux | Hamlin | Plackemeier |
| 11/27 | Green Bay | Fisher | Darby | Bernard | Wistrom | Hill | Tatupu | Peterson | Herndon | Trufant | Babineaux | Hamlin | Plackemeier |
| 12/3 | at Denver | Fisher | Darby | Bernard | Wistrom | Hill | Tatupu | Peterson | Herndon | Trufant | Babineaux | Hamlin | Plackemeier |
| 12/10 | at Arizona | Fisher | Darby | Jennings (CB) | Wistrom | Hill | Tatupu | Peterson | Herndon | Trufant | Babineaux | Hamlin | Plackemeier |
| 12/14 | San Francisco | Fisher | Darby | Bernard | Wistrom | Hill | Tatupu | Peterson | Herndon | Trufant | Babineaux | Hamlin | Plackemeier |
| 12/24 | San Diego | Fisher | Darby | Bernard | Wistrom | Hill | Tatupu | Peterson | Herndon | Trufant | Boulware | Hamlin | Plackemeier |
| 12/31 | at Tampa Bay | Fisher | Darby | Bernard | Wistrom | Hill | Tatupu | Peterson | Herndon | Jennings | Boulware | Hamlin | Plackemeier |

2006 GAME-BY-GAME INDIVIDUAL RUSHING

SHAUN ALEXANDER

| | No. | Yds. | Avg. | LG | TD |
|------------------------|------------|------------|------------|------------|----------|
| 9/10 at Detroit | 19 | 51 | 2.7 | 14 | 0 |
| 9/17 Arizona | 26 | 89 | 3.4 | 14 | 1 |
| 9/24 N.Y. Giants | 20 | 47 | 2.4 | 12 | 1 |
| 10/1 at Chicago | Inactive | | | | |
| 10/15 at St. Louis | Inactive | | | | |
| 10/22 Minnesota | Inactive | | | | |
| 10/29 at Kansas City | Inactive | | | | |
| 11/6 Oakland | Inactive | | | | |
| 11/12 St. Louis | Inactive | | | | |
| 11/19 at San Francisco | 17 | 37 | 2.2 | 16 | 0 |
| 11/27 Green Bay | 40 | 201 | 5.0 | 21 | 0 |
| 12/3 at Denver | 26 | 90 | 3.5 | 18 | 1 |
| 12/10 at Arizona | 22 | 76 | 3.5 | 12 | 0 |
| 12/14 San Francisco | 23 | 73 | 3.2 | 18 | 1 |
| 12/24 San Diego | 31 | 140 | 4.5 | 33t | 2 |
| 12/31 at Tampa Bay | 28 | 92 | 3.3 | 10 | 1 |
| Totals | 252 | 896 | 3.6 | 33t | 7 |

MAURICE MORRIS

| | No. | Yds. | Avg. | LG | TD |
|------------------------|------------|------------|------------|-----------|----------|
| 9/10 at Detroit | 3 | 23 | 7.7 | 17 | 0 |
| 9/17 Arizona | 4 | 25 | 6.3 | 16 | 0 |
| 9/24 N.Y. Giants | 15 | 18 | 1.2 | 4 | 0 |
| 10/1 at Chicago | 11 | 35 | 3.2 | 15 | 0 |
| 10/15 at St. Louis | 23 | 74 | 3.2 | 21 | 0 |
| 10/22 Minnesota | 17 | 49 | 2.9 | 27 | 0 |
| 10/29 at Kansas City | 12 | 25 | 2.1 | 6 | 0 |
| 11/6 Oakland | 30 | 138 | 4.6 | 29 | 0 |
| 11/12 St. Louis | 21 | 124 | 5.9 | 20 | 0 |
| 11/19 at San Francisco | 2 | 12 | 6.0 | 8 | 0 |
| 11/27 Green Bay | 3 | 6 | 2.0 | 4 | 0 |
| 12/3 at Denver | 3 | 7 | 2.3 | 5 | 0 |
| 12/10 at Arizona | 4 | 12 | 3.0 | 6 | 0 |
| 12/14 San Francisco | 2 | 14 | 7.0 | 12 | 0 |
| 12/24 San Diego | 1 | 3 | 3.0 | 3 | 0 |
| 12/31 at Tampa Bay | 10 | 39 | 3.9 | 9 | 0 |
| Totals | 161 | 604 | 3.8 | 29 | 0 |

MACCK STRONG

| | No. | Yds. | Avg. | LG | TD |
|------------------------|-----------|------------|------------|-----------|----------|
| 9/10 at Detroit | 1 | 2 | 2.0 | 2 | 0 |
| 9/17 Arizona | 3 | 30 | 10.0 | 14 | 1 |
| 9/24 N.Y. Giants | 5 | 33 | 6.6 | 17 | 0 |
| 10/1 at Chicago | 4 | 15 | 3.8 | 5 | 0 |
| 10/15 at St. Louis | 2 | 10 | 5.0 | 9 | 0 |
| 10/22 Minnesota | 1 | 3 | 3.0 | 3 | 0 |
| 10/29 at Kansas City | 2 | 4 | 2.0 | 3 | 0 |
| 11/6 Oakland | 6 | 20 | 3.3 | 7 | 0 |
| 11/12 St. Louis | 3 | 6 | 2.0 | 3 | 0 |
| 11/19 at San Francisco | 0 | 0 | 0.0 | 0 | 0 |
| 11/27 Green Bay | 3 | 16 | 5.3 | 7 | 0 |
| 12/3 at Denver | 1 | 8 | 8.0 | 8 | 0 |
| 12/10 at Arizona | 0 | 0 | 0.0 | 0 | 0 |
| 12/14 San Francisco | 1 | 0 | 0.0 | 0 | 0 |
| 12/24 San Diego | 0 | 0 | 0.0 | 0 | 0 |
| 12/31 at Tampa Bay | 1 | 2 | 2.0 | 2 | 0 |
| Totals | 33 | 149 | 4.5 | 17 | 1 |

SENECA WALLACE

| | No. | Yds. | Avg. | LG | TD |
|------------------------|--------------|------------|-------------|-----------|----------|
| 9/10 at Detroit | Did Not Play | | | | |
| 9/17 Arizona | Did Not Play | | | | |
| 9/24 N.Y. Giants | Did Not Play | | | | |
| 10/1 at Chicago | 0 | 0 | 0.0 | 0 | 0 |
| 10/15 at St. Louis | Did Not Play | | | | |
| 10/22 Minnesota | 2 | 1 | 0.5 | 1 | 0 |
| 10/29 at Kansas City | 3 | 21 | 7.0 | 12 | 0 |
| 11/6 Oakland | 3 | 49 | 16.3 | 37 | 0 |
| 11/12 St. Louis | 2 | 30 | 15.0 | 31 | 0 |
| 11/19 at San Francisco | 2 | 21 | 10.5 | 12 | 0 |
| 11/27 Green Bay | Did Not Play | | | | |
| 12/3 at Denver | Did Not Play | | | | |
| 12/10 at Arizona | Did Not Play | | | | |
| 12/14 San Francisco | 0 | 0 | 0.0 | 0 | 0 |
| 12/24 San Diego | 0 | 0 | 0.0 | 0 | 0 |
| 12/31 at Tampa Bay | Did Not Play | | | | |
| Totals | 12 | 122 | 10.2 | 37 | 0 |

MATT HASSELBECK

| | No. | Yds. | Avg. | LG | TD |
|------------------------|-------------------|------------|------------|-----------|----------|
| 9/10 at Detroit | 3 | 15 | 5.0 | 5 | 0 |
| 9/17 Arizona | 2 | -2 | -1.0 | 0 | 0 |
| 9/24 N.Y. Giants | 0 | 0 | 0.0 | 0 | 0 |
| 10/1 at Chicago | 1 | 19 | 19.0 | 19 | 0 |
| 10/15 at St. Louis | 2 | 22 | 11.0 | 17 | 0 |
| 10/22 Minnesota | 0 | 0 | 0.0 | 0 | 0 |
| 10/29 at Kansas City | Inactive | | | | |
| 11/6 Oakland | Inactive | | | | |
| 11/12 St. Louis | Inactive | | | | |
| 11/19 at San Francisco | Inactive - 3rd QB | | | | |
| 11/27 Green Bay | 2 | 12 | 6.0 | 8 | 0 |
| 12/3 at Denver | 0 | 0 | 0.0 | 0 | 0 |
| 12/10 at Arizona | 3 | 32 | 10.7 | 18 | 0 |
| 12/14 San Francisco | 1 | 3 | 3.0 | 3 | 0 |
| 12/24 San Diego | 1 | 10 | 10.0 | 10 | 0 |
| 12/31 at Tampa Bay | 3 | -1 | -0.3 | 1 | 0 |
| Totals | 18 | 110 | 6.1 | 19 | 0 |

DEION BRANCH

| | No. | Yds. | Avg. | LG | TD |
|------------------------|---------------|-----------|------------|-----------|----------|
| 9/10 at Detroit | Not on roster | | | | |
| 9/17 Arizona | Exempt | | | | |
| 9/24 N.Y. Giants | 1 | 8 | 8.0 | 8 | 0 |
| 10/1 at Chicago | 0 | 0 | 0.0 | 0 | 0 |
| 10/15 at St. Louis | 1 | 19 | 19.0 | 19 | 0 |
| 10/22 Minnesota | 1 | 0 | 0.0 | 0 | 0 |
| 10/29 at Kansas City | 0 | 0 | 0.0 | 0 | 0 |
| 11/6 Oakland | 0 | 0 | 0.0 | 0 | 0 |
| 11/12 St. Louis | 0 | 0 | 0.0 | 0 | 0 |
| 11/19 at San Francisco | 0 | 0 | 0.0 | 0 | 0 |
| 11/27 Green Bay | 0 | 0 | 0.0 | 0 | 0 |
| 12/3 at Denver | 1 | 3 | 3.0 | 3 | 0 |
| 12/10 at Arizona | 0 | 0 | 0.0 | 0 | 0 |
| 12/14 San Francisco | 0 | 0 | 0.0 | 0 | 0 |
| 12/24 San Diego | 0 | 0 | 0.0 | 0 | 0 |
| 12/31 at Tampa Bay | 0 | 0 | 0.0 | 0 | 0 |
| Totals | 4 | 30 | 7.5 | 19 | 0 |

MARQUIS WEEKS

| | No. | Yds. | Avg. | LG | TD |
|------------------------|----------------|----------|------------|----------|----------|
| 9/10 at Detroit | Practice Squad | | | | |
| 9/17 Arizona | Practice Squad | | | | |
| 9/24 N.Y. Giants | Practice Squad | | | | |
| 10/1 at Chicago | 3 | 8 | 2.7 | 3 | 0 |
| 10/15 at St. Louis | 0 | 0 | 0.0 | 0 | 0 |
| 10/22 Minnesota | 0 | 0 | 0.0 | 0 | 0 |
| 10/29 at Kansas City | 0 | 0 | 0.0 | 0 | 0 |
| 11/6 Oakland | 0 | 0 | 0.0 | 0 | 0 |
| 11/12 St. Louis | 0 | 0 | 0.0 | 0 | 0 |
| 11/19 at San Francisco | Inactive | | | | |
| 11/27 Green Bay | Practice Squad | | | | |
| 12/3 at Denver | Practice Squad | | | | |
| 12/10 at Arizona | 0 | 0 | 0.0 | 0 | 0 |
| 12/14 San Francisco | 0 | 0 | 0.0 | 0 | 0 |
| 12/24 San Diego | 0 | 0 | 0.0 | 0 | 0 |
| 12/31 at Tampa Bay | 0 | 0 | 0.0 | 0 | 0 |
| Totals | 3 | 8 | 2.7 | 3 | 0 |

BOBBY ENGRAM

| | No. | Yds. | Avg. | LG | TD |
|------------------------|----------|------|------|----|----|
| 9/10 at Detroit | 0 | 0 | 0.0 | 0 | 0 |
| 9/17 Arizona | 1 | 4 | 4.0 | 4 | 0 |
| 9/24 N.Y. Giants | 0 | 0 | 0.0 | 0 | 0 |
| 10/1 at Chicago | 0 | 0 | 0.0 | 0 | 0 |
| 10/15 at St. Louis | Inactive | | | | |
| 10/22 Minnesota | Inactive | | | | |
| 10/29 at Kansas City | Inactive | | | | |
| 11/6 Oakland | Inactive | | | | |
| 11/12 St. Louis | Inactive | | | | |
| 11/19 at San Francisco | Inactive | | | | |
| 11/27 Green Bay | Inactive | | | | |
| 12/3 at Denver | Inactive | | | | |
| 12/10 at Arizona | 0 | 0 | 0.0 | 0 | 0 |
| 12/14 San Francisco | 0 | 0 | 0.0 | 0 | 0 |
| 12/24 San Diego | 0 | 0 | 0.0 | 0 | 0 |
| 12/31 at Tampa Bay | 1 | 4 | 4.0 | 4 | 0 |

BOBBY ENGRAM

| | No. | Yds. | Avg. | LG | TD |
|------------------------|----------|------|------|----|----|
| 9/10 at Detroit | 0 | 0 | 0.0 | 0 | 0 |
| 9/17 Arizona | 1 | 4 | 4.0 | 4 | 0 |
| 9/24 N.Y. Giants | 0 | 0 | 0.0 | 0 | 0 |
| 10/1 at Chicago | 0 | 0 | 0.0 | 0 | 0 |
| 10/15 at St. Louis | Inactive | | | | |
| 10/22 Minnesota | Inactive | | | | |
| 10/29 at Kansas City | Inactive | | | | |
| 11/6 Oakland | Inactive | | | | |
| 11/12 St. Louis | Inactive | | | | |
| 11/19 at San Francisco | Inactive | | | | |
| 11/27 Green Bay | Inactive | | | | |
| 12/3 at Denver | Inactive | | | | |
| 12/10 at Arizona | 0 | 0 | 0.0 | 0 | 0 |
| 12/14 San Francisco | 0 | 0 | 0.0 | 0 | 0 |
| 12/24 San Diego | 0 | 0 | 0.0 | 0 | 0 |
| 12/31 at Tampa Bay | 1 | 4 | 4.0 | 4 | 0 |

BOBBY ENGRAM

| | No. | Yds. | Avg. | LG | TD |
|------------------------|----------|------|------|----|----|
| 9/10 at Detroit | 0 | 0 | 0.0 | 0 | 0 |
| 9/17 Arizona | 1 | 4 | 4.0 | 4 | 0 |
| 9/24 N.Y. Giants | 0 | 0 | 0.0 | 0 | 0 |
| 10/1 at Chicago | 0 | 0 | 0.0 | 0 | 0 |
| 10/15 at St. Louis | Inactive | | | | |
| 10/22 Minnesota | Inactive | | | | |
| 10/29 at Kansas City | Inactive | | | | |
| 11/6 Oakland | Inactive | | | | |
| 11/12 St. Louis | Inactive | | | | |
| 11/19 at San Francisco | Inactive | | | | |
| 11/27 Green Bay | Inactive | | | | |
| 12/3 at Denver | Inactive | | | | |
| 12/10 at Arizona | 0 | 0 | 0.0 | 0 | 0 |
| 12/14 San Francisco | 0 | 0 | 0.0 | 0 | 0 |
| 12/24 San Diego | 0 | 0 | 0.0 | 0 | 0 |
| 12/31 at Tampa Bay | 1 | 4 | 4.0 | 4 | 0 |

BOBBY ENGRAM

| | No. | Yds. | Avg. | LG | TD |
|------------------------|----------|------|------|----|----|
| 9/10 at Detroit | 0 | 0 | 0.0 | 0 | 0 |
| 9/17 Arizona | 1 | 4 | 4.0 | 4 | 0 |
| 9/24 N.Y. Giants | 0 | 0 | 0.0 | 0 | 0 |
| 10/1 at Chicago | 0 | 0 | 0.0 | 0 | 0 |
| 10/15 at St. Louis | Inactive | | | | |
| 10/22 Minnesota | Inactive | | | | |
| 10/29 at Kansas City | Inactive | | | | |
| 11/6 Oakland | Inactive | | | | |
| 11/12 St. Louis | Inactive | | | | |
| 11/19 at San Francisco | Inactive | | | | |
| 11/27 Green Bay | Inactive | | | | |
| 12/3 at Denver | Inactive | | | | |
| 12/10 at Arizona | 0 | 0 | 0.0 | 0 | 0 |
| 12/14 San Francisco | 0 | 0 | 0.0 | 0 | 0 |
| 12/24 San Diego | 0 | 0 | 0.0 | 0 | 0 |
| 12/31 at Tampa Bay | 1 | 4 | 4.0 | 4 | 0 |


BOBBY ENGRAM

| | No. | Yds. | Avg. | LG | TD |
|------------------------|----------|------|------|----|----|
| 9/10 at Detroit | 0 | 0 | 0.0 | 0 | 0 |
| 9/17 Arizona | 1 | 4 | 4.0 | 4 | 0 |
| 9/24 N.Y. Giants | 0 | 0 | 0.0 | 0 | 0 |
| 10/1 at Chicago | 0 | 0 | 0.0 | 0 | 0 |
| 10/15 at St. Louis | Inactive | | | | |
| 10/22 Minnesota | Inactive | | | | |
| 10/29 at Kansas City | Inactive | | | | |
| 11/6 Oakland | Inactive | | | | |
| 11/12 St. Louis | Inactive | | | | |
| 11/19 at San Francisco | Inactive | | | | |
| 11/27 Green Bay | Inactive | | | | |
| 12/3 at Denver | Inactive | | | | |
| 12/10 at Arizona | 0 | 0 | 0.0 | 0 | 0 |
| 12/14 San Francisco | 0 | 0 | 0.0 | 0 | 0 |
| 12/24 San Diego | 0 | 0 | 0.0 | 0 | 0 |
| 12/31 at Tampa Bay | 1 | 4 | 4.0 | 4 | 0 |

BOBBY ENGRAM

| | No. | Yds. | Avg. | LG | TD |
|------------------------|----------|------|------|----|----|
| 9/10 at Detroit | 0 | 0 | 0.0 | 0 | 0 |
| 9/17 Arizona | 1 | 4 | 4.0 | 4 | 0 |
| 9/24 N.Y. Giants | 0 | 0 | 0.0 | 0 | 0 |
| 10/1 at Chicago | 0 | 0 | 0.0 | 0 | 0 |
| 10/15 at St. Louis | Inactive | | | | |
| 10/22 Minnesota | Inactive | | | | |
| 10/29 at Kansas City | Inactive | | | | |
| 11/6 Oakland | Inactive | | | | |
| 11/12 St. Louis | Inactive | | | | |
| 11/19 at San Francisco | Inactive | | | | |
| 11/27 Green Bay | Inactive | | | | |
| 12/3 at Denver | Inactive | | | | |
| 12/10 at Arizona | 0 | 0 | 0.0 | 0 | 0 |
| 12/14 San Francisco | 0 | 0 | 0.0 | 0 | 0 |
| 12/24 San Diego | 0 | 0 | 0.0 | 0 | 0 |
| 12/31 at Tampa Bay | 1 | 4 | 4.0 | 4 | 0 |

BOBBY ENGRAM



| No. | Yds. | Avg. | LG | TD |
|----------|------|------|----|----|
| 0 | 0 | 0.0 | 0 | 0 |
| 1 | 4 | 4.0 | 4 | 0 |
| 0 | 0 | 0.0 | 0 | 0 |
| 0 | 0 | 0.0 | 0 | 0 |
| Inactive | | | | |
| Inactive | | | | |
| Inactive | | | | |
| Inactive | | | | |
| Inactive | | | | |
| Inactive | | | | |
| Inactive | | | | |
| Inactive | | | | |
| 0 | 0 | 0.0 | 0 | 0 |
| 0 | 0 | 0.0 | 0 | 0 |
| 0 | 0 | 0.0 | 0 | 0 |
| 1 | 4 | 4.0 | 4 | 0 |

2006 GAME-BY-GAME INDIVIDUAL RECEIVING

| DARRELL JACKSON | | | | DEION BRANCH | | | | D.J. HACKETT | | | | MACK STRONG | | | | BOBBY ENGRAM | | | |
|-----------------|------------------|-----------|------------|---------------|------------|------------|-------------|-----------------|----------|-----------|------------|----------------|-----------|----------|-----------|--------------|------------|-----------|----------|
| No. | Yds. | Avg. | LG | TD | No. | Yds. | Avg. | LG | TD | No. | Yds. | Avg. | LG | TD | No. | Yds. | Avg. | LG | TD |
| 9/10 | at Detroit | 5 | 47 | 9.4 | 13 | 0 | | | | 1 | 14 | 14.0 | 14 | 0 | 6 | 30 | 5.0 | 10 | 0 |
| 9/17 | Arizona | 5 | 127 | 25.4 | 49† | 1 | | | | 0 | 0 | 0.0 | 0 | 0 | 0 | 0 | 0.0 | 0 | 0 |
| 9/24 | N.Y. Giants | 7 | 57 | 8.1 | 13 | 2 | | | | Inactive | | | | | 1 | 3 | 3.0 | 3 | 0 |
| 10/1 | at Chicago | 5 | 62 | 12.4 | 22 | 0 | | | | Inactive | | | | | 2 | 14 | 7.0 | 8 | 0 |
| 10/15 | at St. Louis | 4 | 94 | 23.5 | 42† | 1 | | | | 3 | 66 | 22.0 | 37 | 0 | 2 | 8 | 4.0 | 5 | 0 |
| 10/22 | Minnesota | 7 | 136 | 19.4 | 72† | 1 | | | | 4 | 37 | 9.3 | 13 | 0 | 3 | 16 | 5.3 | 6 | 0 |
| 10/29 | at Kansas City | 3 | 64 | 21.3 | 49† | 1 | | | | 3 | 25 | 8.3 | 14 | 1 | 1 | 8 | 8.0 | 8 | 0 |
| 11/6 | Oakland | 5 | 36 | 7.2 | 17 | 0 | | | | 4 | 58 | 14.5 | 23 | 0 | 4 | 16 | 4.0 | 7 | 0 |
| 11/12 | St. Louis | 5 | 85 | 17.0 | 30 | 1 | | | | 3 | 20 | 6.7 | 11 | 0 | 1 | 5 | 5.0 | 5 | 0 |
| 11/19 | at San Francisco | 4 | 77 | 19.3 | 41† | 1 | | | | 2 | 19 | 9.5 | 10 | 0 | 2 | 25 | 12.5 | 13 | 0 |
| 11/27 | Green Bay | 2 | 20 | 10.0 | 16 | 1 | | | | 5 | 67 | 13.4 | 23† | 1 | 2 | 12 | 6.0 | 10 | 0 |
| 12/3 | at Denver | 6 | 91 | 15.2 | 33 | 0 | | | | 1 | 13 | 13.0 | 13 | 0 | 3 | 12 | 4.0 | 7 | 0 |
| 12/10 | at Arizona | 5 | 60 | 12.0 | 23 | 1 | | | | 4 | 104 | 26.0 | 47 | 1 | 0 | 0 | 0.0 | 0 | 0 |
| 12/14 | San Francisco | Inactive | | | | | | | | 8 | 87 | 10.9 | 14 | 0 | 1 | 3 | 3.0 | 3 | 0 |
| 12/24 | San Diego | Inactive | | | | | | | | 3 | 37 | 12.3 | 24 | 0 | 0 | 0 | 0.0 | 0 | 0 |
| 12/31 | at Tampa Bay | Inactive | | | | | | | | 4 | 63 | 15.8 | 26 | 1 | 1 | 7 | 7.0 | 7 | 0 |
| Totals | | 63 | 956 | 15.2 | 72† | 10 | | | | 45 | 610 | 13.6 | 47 | 4 | 29 | 159 | 5.5 | 13 | 0 |
| JERRAMY STEVENS | | | | NATE BURLESON | | | | SHAUN ALEXANDER | | | | MAURICE MORRIS | | | | ITULA MILI | | | |
| No. | Yds. | Avg. | LG | TD | No. | Yds. | Avg. | LG | TD | No. | Yds. | Avg. | LG | TD | No. | Yds. | Avg. | LG | TD |
| 9/10 | at Detroit | Inactive | | | 1 | 36 | 36.0 | 36 | 0 | 2 | 1 | 0.5 | 4 | 0 | 1 | 6 | 6.0 | 6 | 0 |
| 9/17 | Arizona | Inactive | | | 1 | 7 | 7.0 | 7 | 0 | 2 | 12 | 9.0 | 9 | 0 | 1 | 27 | 27.0 | 27 | 0 |
| 9/24 | N.Y. Giants | Inactive | | | 4 | 42 | 10.5 | 15 | 1 | 2 | 1 | 0.0 | 0 | 0 | 0 | 0 | 0.0 | 0 | 0 |
| 10/1 | at Chicago | Inactive | | | 1 | 19 | 19.0 | 19 | 0 | Inactive | | | | | 1 | 2 | 2.0 | 2 | 0 |
| 10/15 | at St. Louis | Inactive | | | 0 | 0 | 0.0 | 0 | 0 | Inactive | | | | | 2 | 6 | 3.0 | 7 | 0 |
| 10/22 | Minnesota | 0 | 0 | 0.0 | 0 | 0 | 0.0 | 0 | 0 | Inactive | | | | | 2 | 9 | 4.5 | 5 | 0 |
| 10/29 | at Kansas City | 3 | 20 | 6.7 | 10 | 1 | | | | Inactive | | | | | 0 | 0 | 0.0 | 0 | 0 |
| 11/6 | Oakland | 0 | 0 | 0.0 | 0 | 0 | 0.0 | 0 | 0 | Inactive | | | | | 0 | 0 | 0.0 | 0 | 0 |
| 11/12 | St. Louis | 3 | 29 | 9.7 | 15† | 1 | | | | Inactive | | | | | 0 | 0 | 0.0 | 0 | 0 |
| 11/19 | at San Francisco | 1 | 18 | 18.0 | 18 | 0 | | | | 1 | 2 | 2.0 | 2 | 0 | 1 | -7 | -7.0 | -7 | 0 |
| 11/27 | Green Bay | 2 | 12 | 6.0 | 6 | 0 | | | | 0 | 0 | 0.0 | 0 | 0 | 0 | 0 | 0.0 | 0 | 0 |
| 12/3 | at Denver | 1 | 7 | 7.0 | 7 | 0 | | | | 0 | 0 | 0.0 | 0 | 0 | 0 | 0 | 0.0 | 0 | 0 |
| 12/10 | at Arizona | 1 | 7 | 7.0 | 7 | 0 | | | | 1 | 2 | 2.0 | 2 | 0 | 0 | 0 | 0.0 | 0 | 0 |
| 12/14 | San Francisco | 5 | 64 | 12.8 | 22† | 1 | | | | 2 | 6 | 3.0 | 5 | 0 | 1 | -5 | -5.0 | -5 | 0 |
| 12/24 | San Diego | 2 | 24 | 12.0 | 13 | 0 | | | | 0 | 0 | 0.0 | 0 | 0 | 0 | 0 | 0.0 | 0 | 0 |
| 12/31 | at Tampa Bay | 4 | 54 | 13.5 | 26 | 0 | | | | 2 | 2 | 1.0 | 1 | 0 | 1 | 0 | 0.0 | 0 | 0 |
| Totals | | 22 | 231 | 10.5 | 26 | 4 | | | | 12 | 48 | 4.0 | 14 | 0 | 11 | 46 | 4.2 | 27 | 0 |
| | | | | | 18 | 192 | 10.7 | 36 | 2 | | | | | | 10 | 69 | 6.9 | 15 | 0 |

2006 GAME-BY-GAME INDIVIDUAL RECEIVING

WILL HELLER

| | No. | Yds. | Avg. | LG | TD |
|------------------------|----------|-----------|------------|-----------|----------|
| 9/10 at Detroit | 0 | 0 | 0.0 | 0 | 0 |
| 9/17 Arizona | 0 | 0 | 0.0 | 0 | 0 |
| 9/24 N.Y. Giants | 3 | 28 | 9.3 | 12 | 1 |
| 10/1 at Chicago | 0 | 0 | 0.0 | 0 | 0 |
| 10/15 at St. Louis | 0 | 0 | 0.0 | 0 | 0 |
| 10/22 Minnesota | 0 | 0 | 0.0 | 0 | 0 |
| 10/29 at Kansas City | 0 | 0 | 0.0 | 0 | 0 |
| 11/6 Oakland | 0 | 0 | 0.0 | 0 | 0 |
| 11/12 St. Louis | 0 | 0 | 0.0 | 0 | 0 |
| 11/19 at San Francisco | 0 | 0 | 0.0 | 0 | 0 |
| 11/27 Green Bay | 0 | 0 | 0.0 | 0 | 0 |
| 12/3 at Denver | 1 | 4 | 4.0 | 4 | 0 |
| 12/10 at Arizona | 0 | 0 | 0.0 | 0 | 0 |
| 12/14 San Francisco | 0 | 0 | 0.0 | 0 | 0 |
| 12/24 San Diego | 0 | 0 | 0.0 | 0 | 0 |
| 12/31 at Tampa Bay | 0 | 0 | 0.0 | 0 | 0 |
| Totals | 4 | 32 | 8.0 | 12 | 1 |

JOSH PARRY

| | No. | Yds. | Avg. | LG | TD |
|------------------------|-----------------|-----------|-------------|-----------|----------|
| 9/10 at Detroit | 0 | 0 | 0.0 | 0 | 0 |
| 9/17 Arizona | 0 | 0 | 0.0 | 0 | 0 |
| 9/24 N.Y. Giants | 0 | 0 | 0.0 | 0 | 0 |
| 10/1 at Chicago | 0 | 0 | 0.0 | 0 | 0 |
| 10/15 at St. Louis | 0 | 0 | 0.0 | 0 | 0 |
| 10/22 Minnesota | 0 | 0 | 0.0 | 0 | 0 |
| 10/29 at Kansas City | 1 | 11 | 11.0 | 11 | 0 |
| 11/6 Oakland | 0 | 0 | 0.0 | 0 | 0 |
| 11/12 St. Louis | Inactive | | | | |
| 11/19 at San Francisco | Inactive | | | | |
| 11/27 Green Bay | Inactive | | | | |
| 12/3 at Denver | Injured Reserve | | | | |
| 12/10 at Arizona | Injured Reserve | | | | |
| 12/14 San Francisco | Injured Reserve | | | | |
| 12/24 San Diego | Injured Reserve | | | | |
| 12/31 at Tampa Bay | Injured Reserve | | | | |
| Totals | 1 | 11 | 11.0 | 11 | 0 |



2006 GAME-BY-GAME INDIVIDUAL PASSING

MATT HASSELBECK

| | Att. | Cmp. | Yds. | Pct. | TD | INT | LG | Sack | Rat. |
|------------------------|-------------------|------------|--------------|-------------|-----------|-----------|-------------------|------|-------------|
| 9/10 at Detroit | 30 | 25 | 210 | 83.3 | 0 | 0 | 36 | 5/37 | 95.8 |
| 9/17 Arizona | 27 | 12 | 221 | 44.4 | 1 | 2 | 49t | 3/26 | 54.7 |
| 9/24 N.Y. Giants | 33 | 24 | 227 | 72.7 | 5 | 3 | 22 | 0/0 | 93.1 |
| 10/1 at Chicago | 35 | 16 | 196 | 45.7 | 0 | 2 | 31 | 5/49 | 39.7 |
| 10/15 at St. Louis | 34 | 19 | 268 | 55.9 | 3 | 0 | 42t | 4/29 | 110.9 |
| 10/22 Minnesota | 17 | 7 | 127 | 41.2 | 1 | 0 | 72t | 2/15 | 87.1 |
| 10/29 at Kansas City | Inactive | | | | | | | | |
| 11/6 Oakland | Inactive | | | | | | | | |
| 11/12 St. Louis | Inactive | | | | | | | | |
| 11/19 at San Francisco | Inactive - 3rd QB | | | | | | | | |
| 11/27 Green Bay | 36 | 17 | 157 | 47.2 | 3 | 3 | 23t | 1/10 | 52.7 |
| 12/3 at Denver | 28 | 16 | 168 | 57.1 | 0 | 1 | 33 | 1/6 | 59.8 |
| 12/10 at Arizona | 28 | 20 | 243 | 71.4 | 3 | 0 | 47 | 3/15 | 133.5 |
| 12/14 San Francisco | 37 | 20 | 220 | 54.1 | 1 | 2 | 22t | 3/10 | 58.4 |
| 12/24 San Diego | 37 | 17 | 189 | 45.9 | 0 | 2 | 24 | 6/28 | 39.1 |
| 12/31 at Tampa Bay | 29 | 17 | 216 | 58.6 | 1 | 0 | 26 | 1/4 | 93.5 |
| Totals | 371 | 210 | 2,442 | 56.6 | 18 | 15 | 72t 34/229 | | 76.0 |

SENECA WALLACE

| | Att. | Cmp. | Yds. | Pct. | TD | INT | LG | Sack | Rat. |
|------------------------|----------------|-----------|------------|-------------|----------|----------|------------------|------|-------------|
| 9/10 at Detroit | Did Not Play | | | | | | | | |
| 9/17 Arizona | Did Not Play | | | | | | | | |
| 9/24 N.Y. Giants | Did Not Play | | | | | | | | |
| 10/1 at Chicago | 2 | 1 | 6 | 50.0 | 0 | 0 | 6 | 0/0 | 56.2 |
| 10/15 at St. Louis | Did Not Play | | | | | | | | |
| 10/22 Minnesota | 25 | 14 | 134 | 56.0 | 0 | 2 | 23 | 2/9 | 37.8 |
| 10/29 at Kansas City | 30 | 15 | 198 | 50.0 | 3 | 2 | 49t | 2/8 | 76.8 |
| 11/6 Oakland | 30 | 18 | 176 | 60.0 | 1 | 0 | 23 | 3/12 | 87.6 |
| 11/12 St. Louis | 23 | 15 | 161 | 65.2 | 2 | 0 | 30 | 5/35 | 114.6 |
| 11/19 at San Francisco | 31 | 19 | 252 | 61.3 | 2 | 3 | 41t | 2/19 | 69.0 |
| 11/27 Green Bay | Did Not Play | | | | | | | | |
| 12/3 at Denver | Did Not Play | | | | | | | | |
| 12/10 at Arizona | Did Not Play | | | | | | | | |
| 12/14 San Francisco | Played WR Only | | | | | | | | |
| 12/24 San Diego | Played WR Only | | | | | | | | |
| 12/31 at Tampa Bay | Did Not Play | | | | | | | | |
| Totals | 141 | 82 | 927 | 58.2 | 8 | 7 | 49t 14/83 | | 76.2 |



2006 GAME-BY-GAME INDIVIDUAL DEFENSE

LOFATATUPU

KEN HAMLIN

LEROY HILL

| | Tkl. | Solo | Asst. | Sack | Int. | PD | FF | FR | Tkl. | Solo | Asst. | Sack | Int. | PD | FF | FR | Tkl. | Solo | Asst. | Sack | Int. | PD | FF | FR |
|------------------------|------------|-----------|-----------|------------|----------|----------|----------|----------|-----------|-----------|-----------|------------|----------|-----------|----------|----------|-----------|-----------|-----------|------------|----------|----------|----------|----------|
| 9/10 at Detroit | 5 | 5 | 0 | 0 | 0 | 0 | 1 | 0 | 0 | 0 | 0 | 0 | 0 | 0 | 0 | 0 | 8 | 8 | 0 | 1.0 | 0 | 0 | 0 | 0 |
| 9/17 Arizona | 12 | 6 | 6 | 0 | 0 | 0 | 0 | 0 | 1 | 0 | 0 | 0 | 0 | 0 | 0 | 0 | 3 | 2 | 1 | 0 | 0 | 0 | 0 | 1 |
| 9/24 N.Y. Giants | 6 | 6 | 0 | 0 | 0 | 0 | 0 | 0 | 0 | 0 | 0 | 0 | 0 | 0 | 0 | 0 | 9 | 9 | 0 | 0 | 0 | 0 | 0 | 0 |
| 10/1 at Chicago | 11 | 9 | 2 | 0 | 0 | 0 | 0 | 0 | 0 | 0 | 0 | 0 | 0 | 0 | 0 | 0 | 6 | 3 | 3 | 0 | 0 | 0 | 0 | 0 |
| 10/15 at St. Louis | 6 | 6 | 0 | 0 | 0 | 1 | 2 | 0 | 0 | 0 | 0 | 0 | 0 | 0 | 0 | 0 | 6 | 3 | 3 | 0 | 0 | 1 | 0 | 0 |
| 10/22 Minnesota | 5 | 3 | 2 | 0 | 0 | 0 | 1 | 0 | 0 | 0 | 0 | 0 | 0 | 0 | 0 | 0 | 6 | 5 | 1 | 1.0 | 0 | 0 | 1 | 0 |
| 10/29 at Kansas City | 9 | 9 | 0 | 0 | 0 | 1 | 0 | 0 | 0 | 0 | 0 | 0 | 0 | 0 | 0 | 0 | 8 | 6 | 2 | 0 | 0 | 0 | 0 | 0 |
| 11/6 Oakland | 6 | 5 | 1 | 0.5 | 0 | 0 | 0 | 0 | 0 | 0 | 0 | 0 | 0 | 0 | 0 | 0 | 4 | 3 | 1 | 0 | 0 | 0 | 0 | 0 |
| 11/12 St. Louis | 10 | 7 | 3 | 0 | 0 | 0 | 0 | 0 | 0 | 0 | 0 | 0 | 0 | 0 | 0 | 0 | 6 | 2 | 4 | 0 | 0 | 0 | 0 | 0 |
| 11/19 at San Francisco | 10 | 8 | 2 | 0 | 0 | 0 | 0 | 1 | 0 | 0 | 0 | 0 | 0 | 0 | 0 | 0 | 10 | 9 | 1 | 0 | 0 | 0 | 0 | 0 |
| 11/27 Green Bay | 5 | 2 | 3 | 0 | 0 | 0 | 1 | 0 | 0 | 0 | 0 | 0 | 0 | 0 | 0 | 0 | 1 | 1 | 0 | 0 | 0 | 0 | 0 | 0 |
| 12/3 at Denver | 6 | 2 | 4 | 0 | 0 | 0 | 0 | 0 | 0 | 0 | 0 | 0 | 0 | 0 | 0 | 0 | 7 | 4 | 3 | 0 | 0 | 1 | 0 | 0 |
| 12/10 at Arizona | 4 | 4 | 0 | 0 | 0 | 0 | 0 | 0 | 0 | 0 | 0 | 0 | 0 | 0 | 0 | 0 | 8 | 3 | 5 | 0 | 0 | 0 | 0 | 0 |
| 12/14 San Francisco | 9 | 7 | 2 | 0 | 0 | 0 | 0 | 0 | 0 | 0 | 0 | 0 | 0 | 0 | 0 | 0 | 7 | 7 | 0 | 0 | 0 | 0 | 0 | 0 |
| 12/24 San Diego | 12 | 9 | 3 | 1.0 | 0 | 0 | 0 | 0 | 0 | 0 | 0 | 0 | 0 | 0 | 0 | 0 | 4 | 4 | 0 | 0 | 0 | 0 | 0 | 0 |
| 12/31 at Tampa Bay | 7 | 5 | 2 | 0 | 0 | 0 | 0 | 1 | 0 | 0 | 0 | 0 | 0 | 0 | 0 | 0 | 5 | 4 | 1 | 0 | 0 | 0 | 0 | 0 |
| Totals | 123 | 93 | 30 | 1.5 | 1 | 7 | 2 | 1 | 96 | 75 | 21 | 2.0 | 3 | 11 | 1 | 0 | 92 | 70 | 22 | 2.0 | 0 | 2 | 2 | 1 |

JULIAN PETERSON

KELLY HERINDON

MARCUS TRUFANT

| | Tkl. | Solo | Asst. | Sack | Int. | PD | FF | FR | Tkl. | Solo | Asst. | Sack | Int. | PD | FF | FR | Tkl. | Solo | Asst. | Sack | Int. | PD | FF | FR |
|------------------------|-----------|-----------|-----------|-------------|----------|----------|----------|----------|-----------|-----------|-----------|----------|----------|-----------|----------|-----------|-----------|-----------|----------|----------|----------|-----------|----------|----------|
| 9/10 at Detroit | 7 | 4 | 3 | 1.0 | 0 | 0 | 0 | 0 | 8 | 6 | 2 | 0 | 0 | 0 | 0 | 0 | 4 | 4 | 0 | 0 | 0 | 0 | 0 | 0 |
| 9/17 Arizona | 6 | 6 | 0 | 1.0 | 0 | 1 | 0 | 0 | 10 | 8 | 2 | 0 | 0 | 1 | 1 | 0 | 4 | 4 | 0 | 0 | 0 | 1 | 0 | 0 |
| 9/24 N.Y. Giants | 2 | 1 | 1 | 0 | 0 | 0 | 0 | 0 | 4 | 2 | 2 | 0 | 0 | 0 | 1 | 0 | 5 | 5 | 0 | 0 | 0 | 0 | 1 | 0 |
| 10/1 at Chicago | 9 | 5 | 4 | 0 | 0 | 0 | 0 | 0 | 4 | 3 | 1 | 0 | 0 | 0 | 0 | 0 | 2 | 2 | 0 | 0 | 0 | 1 | 0 | 0 |
| 10/15 at St. Louis | 4 | 4 | 0 | 2.0 | 0 | 1 | 0 | 0 | 2 | 2 | 0 | 0 | 0 | 0 | 0 | 0 | 3 | 3 | 0 | 0 | 0 | 0 | 0 | 0 |
| 10/22 Minnesota | 12 | 8 | 4 | 2.0 | 0 | 0 | 0 | 0 | 6 | 4 | 2 | 0 | 0 | 0 | 1 | 0 | 5 | 4 | 1 | 0 | 0 | 1 | 0 | 0 |
| 10/29 at Kansas City | 10 | 10 | 0 | 1.0 | 0 | 0 | 1 | 0 | 4 | 2 | 2 | 0 | 0 | 1 | 0 | 1t | 5 | 4 | 1 | 0 | 0 | 0 | 0 | 0 |
| 11/6 Oakland | 4 | 4 | 0 | 1.0 | 0 | 1 | 0 | 0 | 3 | 3 | 0 | 0 | 0 | 0 | 2 | 0 | 1 | 1 | 0 | 0 | 0 | 2 | 0 | 0 |
| 11/12 St. Louis | 4 | 4 | 0 | 0 | 0 | 0 | 0 | 0 | 3 | 2 | 1 | 0 | 0 | 0 | 0 | 0 | 7 | 6 | 1 | 0 | 0 | 1 | 0 | 0 |
| 11/19 at San Francisco | 2 | 2 | 0 | 0 | 0 | 0 | 0 | 0 | 7 | 5 | 2 | 0 | 0 | 0 | 0 | 0 | 9 | 7 | 2 | 0 | 0 | 1 | 0 | 0 |
| 11/27 Green Bay | 6 | 4 | 2 | 0 | 0 | 0 | 1 | 0 | 2 | 2 | 0 | 0 | 0 | 1 | 2 | 0 | 5 | 4 | 1 | 0 | 1 | 3 | 0 | 0 |
| 12/3 at Denver | 2 | 2 | 0 | 1.0 | 0 | 0 | 0 | 1 | 4 | 2 | 2 | 0 | 0 | 0 | 0 | 0 | 2 | 2 | 0 | 0 | 0 | 1 | 1 | 0 |
| 12/10 at Arizona | 4 | 3 | 1 | 0 | 0 | 1 | 1 | 0 | 4 | 4 | 0 | 0 | 0 | 0 | 2 | 0 | 8 | 8 | 0 | 0 | 0 | 1 | 0 | 0 |
| 12/14 San Francisco | 7 | 6 | 1 | 0 | 0 | 1 | 0 | 0 | 5 | 3 | 2 | 0 | 0 | 0 | 0 | 0 | 4 | 2 | 2 | 0 | 0 | 0 | 0 | 0 |
| 12/24 San Diego | 4 | 2 | 2 | 0 | 0 | 0 | 0 | 0 | 1 | 1 | 0 | 0 | 0 | 0 | 4 | 0 | 4 | 2 | 0 | 0 | 0 | 0 | 0 | 0 |
| 12/31 at Tampa Bay | 6 | 6 | 0 | 1.0 | 0 | 0 | 0 | 0 | 1 | 1 | 0 | 0 | 0 | 0 | 0 | 0 | 4 | 4 | 0 | 0 | 0 | 0 | 0 | 0 |
| Totals | 89 | 71 | 18 | 10.0 | 1 | 6 | 1 | 1 | 68 | 50 | 18 | 0 | 1 | 16 | 1 | 1t | 68 | 60 | 8 | 0 | 1 | 11 | 2 | 0 |

2006 GAME-BY-GAME INDIVIDUAL DEFENSE

| JORDAN BABINEAUX | | | | | | | | | BRYCE FISHER | | | | | | | | | MICHAEL BOULWARE | | | | | | | | |
|------------------------|----------|------|-------|------|------|----|----|----|--------------|------|-------|------|------|----|----|----|------|------------------|-------|------|------|----|----|----|--|--|
| | Tkl. | Solo | Asst. | Sack | Int. | PD | FF | FR | Tkl. | Solo | Asst. | Sack | Int. | PD | FF | FR | Tkl. | Solo | Asst. | Sack | Int. | PD | FF | FR | | |
| 9/10 at Detroit | 0 | 0 | 0 | 0 | 0 | 0 | 0 | 0 | 2 | 2 | 0 | 1.0 | 0 | 0 | 0 | 1 | 5 | 3 | 2 | 0 | 0 | 0 | 1 | 1 | | |
| 09/17 Arizona | 2 | 2 | 0 | 0 | 0 | 0 | 0 | 0 | 1 | 0 | 1 | 0 | 0 | 0 | 0 | 0 | 1 | 1 | 0 | 0 | 1 | 2 | 0 | 0 | | |
| 9/24 N.Y. Giants | 7 | 4 | 3 | 0 | 0 | 0 | 0 | 0 | 2 | 2 | 0 | 0 | 0 | 0 | 0 | 0 | 6 | 4 | 2 | 0 | 1 | 2 | 0 | 0 | | |
| 10/1 at Chicago | Inactive | | | | | | | | 2 | 2 | 0 | 0 | 0 | 0 | 0 | 0 | 5 | 4 | 1 | 0 | 0 | 1 | 0 | 0 | | |
| 10/15 at St. Louis | 3 | 3 | 0 | 0 | 0 | 0 | 0 | 0 | 4 | 4 | 0 | 2.0 | 0 | 0 | 0 | 0 | 4 | 4 | 0 | 0 | 0 | 1 | 0 | 0 | | |
| 10/22 Minnesota | 0 | 0 | 0 | 0 | 0 | 0 | 0 | 0 | 3 | 3 | 0 | 0 | 0 | 0 | 0 | 0 | 4 | 3 | 1 | 0 | 0 | 0 | 0 | 0 | | |
| 10/29 at Kansas City | 5 | 5 | 0 | 0 | 0 | 0 | 0 | 0 | 5 | 5 | 0 | 0 | 0 | 0 | 0 | 0 | 0 | 0 | 0 | 0 | 0 | 0 | 0 | 0 | | |
| 11/6 Oakland | 5 | 3 | 2 | 0 | 0 | 1 | 0 | 0 | 2 | 1 | 1 | 0 | 0 | 0 | 0 | 0 | 0 | 0 | 0 | 0 | 0 | 0 | 0 | 0 | | |
| 11/12 St. Louis | 5 | 3 | 2 | 0 | 0 | 1 | 0 | 0 | 2 | 2 | 0 | 0 | 0 | 0 | 0 | 0 | 0 | 0 | 0 | 0 | 0 | 0 | 0 | 0 | | |
| 11/19 at San Francisco | 6 | 5 | 1 | 0 | 0 | 1 | 0 | 0 | 3 | 3 | 0 | 0 | 0 | 0 | 0 | 0 | 0 | 0 | 0 | 0 | 0 | 0 | 0 | 0 | | |
| 11/27 Green Bay | 3 | 3 | 0 | 0 | 0 | 0 | 0 | 0 | 5 | 3 | 2 | 0 | 0 | 0 | 0 | 0 | 2 | 2 | 0 | 0 | 0 | 0 | 0 | 0 | | |
| 12/3 at Denver | 2 | 1 | 1 | 0 | 1 | 1 | 0 | 0 | 4 | 3 | 1 | 1.0 | 0 | 0 | 0 | 0 | 0 | 0 | 0 | 0 | 0 | 0 | 0 | 0 | | |
| 12/10 at Arizona | 6 | 6 | 0 | 0 | 0 | 0 | 0 | 0 | 5 | 4 | 1 | 0 | 0 | 0 | 0 | 0 | 1 | 1 | 0 | 0 | 0 | 0 | 0 | 0 | | |
| 12/14 San Francisco | 4 | 3 | 1 | 0 | 0 | 0 | 0 | 0 | 4 | 3 | 1 | 0 | 0 | 0 | 0 | 0 | 2 | 2 | 0 | 0 | 0 | 0 | 0 | 0 | | |
| 12/24 San Diego | 0 | 0 | 0 | 0 | 0 | 0 | 0 | 0 | 2 | 0 | 2 | 0 | 0 | 0 | 0 | 0 | 5 | 4 | 1 | 0 | 0 | 0 | 0 | 0 | | |
| 12/31 at Tampa Bay | 3 | 3 | 0 | 0 | 0 | 0 | 0 | 0 | 0 | 0 | 0 | 0 | 0 | 0 | 0 | 0 | 4 | 3 | 1 | 0 | 0 | 0 | 0 | 1 | | |
| Totals | 51 | 41 | 10 | 0 | 1 | 4 | 0 | 0 | 46 | 37 | 9 | 4.0 | 0 | 0 | 0 | 1 | 39 | 31 | 8 | 0 | 2 | 6 | 1 | 1 | | |

| GRANT WISTROM | | | | | | | | | CHUCK DARBY | | | | | | | | | ROCKY BERNARD | | | | | | | | |
| | Tkl. | Solo | Asst. | Sack | Int. | PD | FF | FR | Tkl. | Solo | Asst. | Sack | Int. | PD | FF | FR | Tkl. | Solo | Asst. | Sack | Int. | PD | FF | FR |
| 9/10 at Detroit | 0 | 0 | 0 | 0 | 0 | 0 | 0 | 0 | 1 | 0 | 1 | 0 | 0 | 0 | 0 | 0 | 1 | 1 | 0 | 0 | 0 | 0 | 1 | 0 |
| 9/17 Arizona | 2 | 1 | 1 | 1.0 | 0 | 0 | 0 | 1 | 2 | 0 | 2 | 0 | 0 | 0 | 0 | 0 | 2 | 1 | 1 | 0 | 0 | 0 | 0 | 0 |
| 9/24 N.Y. Giants | 2 | 2 | 0 | 0 | 0 | 0 | 0 | 0 | 1 | 1 | 0 | 0 | 0 | 0 | 0 | 0 | 0 | 0 | 0 | 0 | 0 | 0 | 0 | 0 |
| 10/1 at Chicago | 2 | 2 | 0 | 0 | 0 | 0 | 0 | 0 | 2 | 2 | 0 | 0 | 0 | 0 | 0 | 0 | 3 | 3 | 0 | 0 | 0 | 0 | 0 | 0 |
| 10/15 at St. Louis | 4 | 4 | 0 | 0 | 0 | 0 | 0 | 0 | 1 | 1 | 0 | 0 | 0 | 0 | 0 | 0 | 3 | 1 | 2 | 0.5 | 0 | 0 | 0 | 0 |
| 10/22 Minnesota | 2 | 1 | 1 | 0 | 0 | 0 | 0 | 0 | 4 | 3 | 1 | 0 | 0 | 0 | 0 | 0 | 2 | 2 | 0 | 1.0 | 0 | 0 | 1 | 0 |
| 10/29 at Kansas City | 3 | 2 | 1 | 0 | 0 | 0 | 0 | 0 | 3 | 3 | 0 | 0 | 0 | 0 | 0 | 0 | 0 | 0 | 0 | 0 | 0 | 0 | 0 | 0 |
| 11/6 Oakland | 2 | 2 | 0 | 2.0 | 0 | 0 | 0 | 0 | 2 | 1 | 1 | 0.5 | 0 | 0 | 0 | 0 | 4 | 4 | 0 | 2.0 | 0 | 1 | 0 | 0 |
| 11/12 St. Louis | 5 | 3 | 2 | 1.0 | 0 | 1 | 0 | 0 | 3 | 2 | 1 | 2.0 | 0 | 0 | 0 | 0 | 2 | 2 | 0 | 0 | 0 | 0 | 0 | 0 |
| 11/19 at San Francisco | 2 | 2 | 0 | 0 | 0 | 0 | 0 | 1 | 2 | 2 | 0 | 1.0 | 0 | 0 | 0 | 0 | 3 | 1 | 2 | 0 | 0 | 0 | 0 | 0 |
| 11/27 Green Bay | 2 | 2 | 0 | 0 | 0 | 0 | 0 | 0 | 5 | 3 | 2 | 0 | 0 | 0 | 0 | 0 | 3 | 2 | 1 | 0 | 0 | 0 | 0 | 0 |
| 12/3 at Denver | 2 | 1 | 1 | 0 | 0 | 1 | 0 | 0 | 1 | 1 | 0 | 0 | 0 | 0 | 0 | 0 | 4 | 3 | 1 | 0 | 0 | 0 | 0 | 1 |
| 12/10 at Arizona | 1 | 1 | 0 | 0 | 0 | 0 | 0 | 0 | 3 | 3 | 0 | 0 | 0 | 0 | 0 | 0 | 1 | 1 | 0 | 0 | 0 | 0 | 0 | 0 |
| 12/14 San Francisco | 3 | 2 | 1 | 0 | 0 | 0 | 0 | 0 | 3 | 3 | 0 | 0 | 0 | 0 | 0 | 0 | 2 | 0 | 2 | 0 | 0 | 0 | 0 | 0 |
| 12/24 San Diego | 4 | 4 | 0 | 0 | 0 | 0 | 0 | 0 | 2 | 1 | 1 | 0 | 0 | 0 | 0 | 0 | 4 | 2 | 2 | 0 | 0 | 0 | 0 | 0 |
| 12/31 at Tampa Bay | 1 | 1 | 0 | 0 | 0 | 0 | 0 | 0 | 2 | 2 | 0 | 0 | 0 | 0 | 0 | 0 | 2 | 1 | 1 | 0 | 0 | 0 | 0 | 0 |
| Totals | 37 | 30 | 7 | 4.0 | 0 | 2 | 1 | 1 | 37 | 28 | 9 | 3.5 | 0 | 0 | 0 | 0 | 36 | 24 | 12 | 3.5 | 0 | 1 | 2 | 1 |

2006 GAME-BY-GAME INDIVIDUAL DEFENSE

KELLY JENNINGS

| | Tkl | Solo | Asst. | Sack | Int. | PD | FF | FR |
|------------------------|-----------|-----------|----------|----------|----------|----------|----------|----------|
| 9/10 at Detroit | 3 | 3 | 0 | 0 | 0 | 0 | 0 | 0 |
| 9/17 Arizona | 1 | 1 | 0 | 0 | 0 | 1 | 0 | 0 |
| 9/24 N.Y. Giants | 4 | 4 | 0 | 0 | 0 | 0 | 0 | 0 |
| 10/1 at Chicago | 3 | 2 | 1 | 0 | 0 | 0 | 0 | 0 |
| 10/15 at St. Louis | 3 | 3 | 0 | 0 | 0 | 0 | 0 | 0 |
| 10/22 Minnesota | 1 | 1 | 0 | 0 | 0 | 0 | 0 | 0 |
| 10/29 at Kansas City | 1 | 1 | 0 | 0 | 0 | 0 | 0 | 0 |
| 11/6 Oakland | 2 | 2 | 0 | 0 | 0 | 0 | 0 | 0 |
| 11/12 St. Louis | 2 | 2 | 0 | 0 | 0 | 0 | 0 | 0 |
| 11/19 at San Francisco | 1 | 1 | 0 | 0 | 0 | 0 | 0 | 0 |
| 11/27 Green Bay | 3 | 2 | 1 | 0 | 1 | 1 | 0 | 0 |
| 12/3 at Denver | 1 | 1 | 0 | 0 | 0 | 1 | 0 | 0 |
| 12/10 at Arizona | 3 | 3 | 0 | 0 | 0 | 0 | 0 | 0 |
| 12/14 San Francisco | 0 | 0 | 0 | 0 | 0 | 0 | 0 | 0 |
| 12/24 San Diego | 3 | 3 | 0 | 0 | 0 | 0 | 2 | 0 |
| 12/31 at Tampa Bay | 5 | 4 | 1 | 0 | 0 | 0 | 0 | 0 |
| Totals | 36 | 33 | 3 | 0 | 1 | 5 | 0 | 0 |

RUSSELL DAVIS

| | Tkl | Solo | Asst. | Sack | Int. | PD | FF | FR |
|---------------|-----------|-----------|----------|------------|----------|----------|----------|----------|
| | | | Inactive | | | | | |
| | | | Inactive | | | | | |
| | | | Inactive | | | | | |
| | 4 | 4 | 0 | 1.0 | 0 | 0 | 0 | 0 |
| | 3 | 3 | 0 | 0 | 0 | 0 | 0 | 0 |
| | 1 | 1 | 0 | 0 | 0 | 0 | 0 | 0 |
| | 4 | 4 | 0 | 0 | 0 | 0 | 1 | 1 |
| | 3 | 1 | 2 | 0 | 0 | 0 | 0 | 0 |
| | 1 | 1 | 0 | 1.0 | 0 | 0 | 0 | 0 |
| | 0 | 0 | 0 | 0 | 0 | 0 | 0 | 0 |
| | 1 | 0 | 1 | 0 | 0 | 0 | 0 | 0 |
| | 6 | 5 | 1 | 1.0 | 0 | 0 | 0 | 0 |
| | 2 | 2 | 0 | 0 | 0 | 0 | 0 | 0 |
| | 2 | 2 | 0 | 0 | 0 | 0 | 0 | 0 |
| | 1 | 1 | 0 | 0 | 0 | 0 | 0 | 0 |
| | 2 | 0 | 2 | 0 | 0 | 0 | 0 | 0 |
| Totals | 30 | 24 | 6 | 3.0 | 0 | 0 | 0 | 1 |

DARRYL TAPP

| | Tkl | Solo | Asst. | Sack | Int. | PD | FF | FR |
|---------------|-----------|-----------|----------|------------|-----------|----------|----------|----------|
| | 2 | 1 | 1 | 0 | 0 | 0 | 0 | 0 |
| | 1 | 1 | 0 | 1.0 | 0 | 0 | 0 | 0 |
| | 1 | 1 | 0 | 1.0 | 0 | 0 | 0 | 0 |
| | 0 | 0 | 0 | 0 | 0 | 0 | 0 | 0 |
| | 1 | 1 | 0 | 0 | 0 | 0 | 0 | 0 |
| | 1 | 1 | 0 | 0 | 0 | 0 | 0 | 0 |
| | 1 | 1 | 0 | 0 | 0 | 0 | 0 | 0 |
| | 1 | 1 | 0 | 0 | 0 | 0 | 0 | 0 |
| | 4 | 3 | 1 | 1.0 | 0 | 0 | 1 | 0 |
| | 2 | 1 | 1 | 0 | 1t | 1 | 0 | 0 |
| | 1 | 1 | 0 | 0 | 0 | 0 | 0 | 0 |
| | 4 | 1 | 3 | 0 | 0 | 0 | 0 | 0 |
| | 3 | 1 | 2 | 0 | 0 | 0 | 0 | 0 |
| | 1 | 1 | 0 | 0 | 0 | 0 | 0 | 0 |
| Totals | 23 | 15 | 8 | 3.0 | 1t | 1 | 1 | 0 |

CRAIG TERRILL

| | Tkl | Solo | Asst. | Sack | Int. | PD | FF | FR |
|------------------------|-----------|----------|-----------------|------------|----------|----------|----------|----------|
| 9/10 at Detroit | 0 | 0 | 0 | 0 | 0 | 0 | 0 | 0 |
| 9/17 Arizona | 1 | 0 | 1 | 0 | 0 | 0 | 0 | 0 |
| 9/24 N.Y. Giants | 1 | 0 | 1 | 0 | 0 | 0 | 0 | 0 |
| 10/1 at Chicago | 0 | 0 | 0 | 0 | 0 | 0 | 0 | 0 |
| 10/15 at St. Louis | | | Inactive | | | | | |
| 10/22 Minnesota | | | Inactive | | | | | |
| 10/29 at Kansas City | 0 | 0 | 0 | 0 | 0 | 0 | 0 | 0 |
| 11/6 Oakland | 5 | 3 | 2 | 3.0 | 0 | 0 | 0 | 0 |
| 11/12 St. Louis | 0 | 0 | 0 | 0 | 0 | 0 | 0 | 0 |
| 11/19 at San Francisco | 0 | 0 | 0 | 0 | 0 | 0 | 0 | 0 |
| 11/27 Green Bay | 3 | 3 | 0 | 0 | 0 | 0 | 1 | 1 |
| 12/3 at Denver | 0 | 0 | 0 | 0 | 0 | 0 | 0 | 0 |
| 12/10 at Arizona | 1 | 1 | 0 | 0 | 0 | 0 | 0 | 0 |
| 12/14 San Francisco | | | Injured Reserve | | | | | |
| 12/24 San Diego | | | Injured Reserve | | | | | |
| 12/31 at Tampa Bay | | | Injured Reserve | | | | | |
| Totals | 11 | 7 | 4 | 3.0 | 0 | 0 | 0 | 1 |

KEVIN BENTLEY


| | Tkl | Solo | Asst. | Sack | Int. | PD | FF | FR |
|---------------|-----------|----------|----------|----------|----------|----------|----------|----------|
| | 0 | 0 | 0 | 0 | 0 | 0 | 0 | 0 |
| | | | Inactive | | | | | |
| | | | Inactive | | | | | |
| | 0 | 0 | 0 | 0 | 0 | 0 | 0 | 0 |
| | 0 | 0 | 0 | 0 | 0 | 0 | 0 | 0 |
| | 1 | 1 | 0 | 0 | 0 | 0 | 0 | 0 |
| | 3 | 3 | 0 | 0 | 0 | 2 | 0 | 0 |
| | 0 | 0 | 0 | 0 | 0 | 0 | 0 | 0 |
| | 1 | 1 | 0 | 0 | 0 | 0 | 0 | 0 |
| | 0 | 0 | 0 | 0 | 0 | 0 | 0 | 0 |
| | 0 | 0 | 0 | 0 | 0 | 0 | 0 | 0 |
| | 1 | 0 | 1 | 0 | 0 | 0 | 0 | 0 |
| | 4 | 2 | 2 | 0 | 0 | 1 | 0 | 0 |
| Totals | 10 | 7 | 3 | 0 | 0 | 3 | 0 | 0 |

JIMMY WILLIAMS

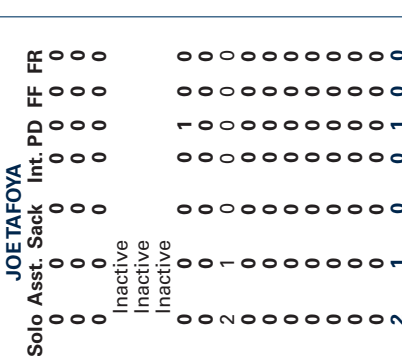
| | Tkl | Solo | Asst. | Sack | Int. | PD | FF | FR |
|---------------|----------|----------|----------|----------|----------|----------|----------|----------|
| | 0 | 0 | 0 | 0 | 0 | 0 | 0 | 0 |
| | 0 | 0 | 0 | 0 | 0 | 0 | 0 | 0 |
| | 0 | 0 | 0 | 0 | 0 | 0 | 0 | 0 |
| | 0 | 0 | 0 | 0 | 0 | 0 | 0 | 0 |
| | 0 | 0 | 0 | 0 | 0 | 0 | 0 | 0 |
| | 0 | 0 | 0 | 0 | 0 | 0 | 0 | 0 |
| | 0 | 0 | 0 | 0 | 0 | 0 | 0 | 0 |
| | 6 | 4 | 2 | 0 | 0 | 1 | 0 | 0 |
| | 0 | 0 | 0 | 0 | 0 | 0 | 0 | 0 |
| | 0 | 0 | 0 | 0 | 0 | 0 | 0 | 0 |
| | 1 | 1 | 0 | 0 | 0 | 0 | 0 | 0 |
| | 0 | 0 | 0 | 0 | 0 | 0 | 0 | 0 |
| | 1 | 1 | 0 | 0 | 0 | 0 | 0 | 0 |
| | 1 | 1 | 0 | 0 | 0 | 1 | 0 | 1 |
| Totals | 8 | 6 | 2 | 0 | 0 | 2 | 0 | 1 |

2006 GAME-BY-GAME INDIVIDUAL DEFENSE

| MARCUSTUBBS | | | | | | | | | | ROBERT POLLARD | | | | | | | | | | D.D. LEWIS | | | | | | | | | |
|-------------|------------------|------|------|-------|------|------|----|----|----|----------------|------|-------|------|------|----|----|----|------|------|------------|------|------|----|----|----|--|--|--|--|
| | | Tkl. | Solo | Asst. | Sack | Int. | PD | FF | FR | Tkl. | Solo | Asst. | Sack | Int. | PD | FF | FR | Tkl. | Solo | Asst. | Sack | Int. | PD | FF | FR | | | | |
| 9/10 | at Detroit | 0 | 0 | 0 | 0 | 0 | 0 | 0 | 0 | Practice Squad | | | | | | | | 4 | 4 | 0 | 1.0 | 0 | 0 | 0 | 0 | | | | |
| 9/17 | Arizona | 2 | 2 | 0 | 0 | 0 | 0 | 0 | 0 | Practice Squad | | | | | | | | 0 | 0 | 0 | 0 | 0 | 0 | 0 | 0 | | | | |
| 9/24 | N.Y. Giants | 0 | 0 | 0 | 0 | 0 | 0 | 0 | 0 | Practice Squad | | | | | | | | 0 | 0 | 0 | 0 | 0 | 0 | 0 | 0 | | | | |
| 10/1 | at Chicago | 0 | 0 | 0 | 0 | 0 | 0 | 0 | 0 | Practice Squad | | | | | | | | 0 | 0 | 0 | 0 | 0 | 0 | 0 | 0 | | | | |
| 10/15 | at St. Louis | 2 | 1 | 1 | 0.5 | 0 | 0 | 0 | 0 | Practice Squad | | | | | | | | 0 | 0 | 0 | 0 | 0 | 0 | 0 | 0 | | | | |
| 10/22 | Minnesota | 3 | 1 | 2 | 0 | 0 | 0 | 0 | 0 | Practice Squad | | | | | | | | 0 | 0 | 0 | 0 | 0 | 0 | 0 | 0 | | | | |
| 10/29 | at Kansas City | | | | | | | | | Practice Squad | | | | | | | | | | | | | | | | | | | |
| 11/6 | Oakland | | | | | | | | | Practice Squad | | | | | | | | | | | | | | | | | | | |
| 11/12 | St. Louis | | | | | | | | | Practice Squad | | | | | | | | | | | | | | | | | | | |
| 11/19 | at San Francisco | | | | | | | | | Practice Squad | | | | | | | | | | | | | | | | | | | |
| 11/27 | Green Bay | | | | | | | | | Practice Squad | | | | | | | | | | | | | | | | | | | |
| 12/3 | at Denver | | | | | | | | | Inactive | | | | | | | | | | | | | | | | | | | |
| 12/10 | at Arizona | | | | | | | | | Inactive | | | | | | | | | | | | | | | | | | | |
| 12/14 | San Francisco | | | | | | | | | Inactive | | | | | | | | | | | | | | | | | | | |
| 12/24 | San Diego | | | | | | | | | Inactive | | | | | | | | | | | | | | | | | | | |
| 12/31 | at Tampa Bay | | | | | | | | | Inactive | | | | | | | | | | | | | | | | | | | |
| Totals | | 7 | 4 | 3 | 0.5 | 0 | 0 | 0 | 0 | 4 | 1 | 3 | 0 | 0 | 0 | 0 | 0 | 4 | 4 | 0 | 1.0 | 0 | 0 | 0 | 0 | | | | |



| JOETAFOYA | | | | | | | | | | | | | | | | | |
|-----------|------|------|-------|------|------|----|----|----|--|------|------|-------|------|------|----|----|----|
| | Tkl. | Solo | Asst. | Sack | Int. | PD | FF | FR | | Tkl. | Solo | Asst. | Sack | Int. | PD | FF | FR |
| 9/10 | 0 | 0 | 0 | 0 | 0 | 0 | 0 | 0 | | 0 | 0 | 0 | 0 | 0 | 0 | 0 | 0 |
| 9/17 | 0 | 0 | 0 | 0 | 0 | 0 | 0 | 0 | | 0 | 0 | 0 | 0 | 0 | 0 | 0 | 0 |
| 9/24 | 0 | 0 | 0 | 0 | 0 | 0 | 0 | 0 | | 0 | 0 | 0 | 0 | 0 | 0 | 0 | 0 |
| 10/1 | 0 | 0 | 0 | 0 | 0 | 0 | 0 | 0 | | 0 | 0 | 0 | 0 | 0 | 0 | 0 | 0 |
| 10/15 | 0 | 0 | 0 | 0 | 0 | 0 | 0 | 0 | | 0 | 0 | 0 | 0 | 0 | 0 | 0 | 0 |
| 10/22 | 0 | 0 | 0 | 0 | 0 | 0 | 0 | 0 | | 0 | 0 | 0 | 0 | 0 | 0 | 0 | 0 |
| 10/29 | 0 | 0 | 0 | 0 | 0 | 0 | 0 | 0 | | 0 | 0 | 0 | 0 | 0 | 0 | 0 | 0 |
| 11/6 | 0 | 0 | 0 | 0 | 0 | 0 | 0 | 0 | | 0 | 0 | 0 | 0 | 0 | 0 | 0 | 0 |
| 11/12 | 3 | 2 | 1 | 0 | 0 | 0 | 0 | 0 | | 0 | 0 | 0 | 0 | 0 | 0 | 0 | 0 |
| 11/19 | 0 | 0 | 0 | 0 | 0 | 0 | 0 | 0 | | 0 | 0 | 0 | 0 | 0 | 0 | 0 | 0 |
| 11/27 | 0 | 0 | 0 | 0 | 0 | 0 | 0 | 0 | | 0 | 0 | 0 | 0 | 0 | 0 | 0 | 0 |
| 12/3 | 0 | 0 | 0 | 0 | 0 | 0 | 0 | 0 | | 0 | 0 | 0 | 0 | 0 | 0 | 0 | 0 |
| 12/10 | 0 | 0 | 0 | 0 | 0 | 0 | 0 | 0 | | 0 | 0 | 0 | 0 | 0 | 0 | 0 | 0 |
| 12/14 | 0 | 0 | 0 | 0 | 0 | 0 | 0 | 0 | | 0 | 0 | 0 | 0 | 0 | 0 | 0 | 0 |
| 12/24 | 0 | 0 | 0 | 0 | 0 | 0 | 0 | 0 | | 0 | 0 | 0 | 0 | 0 | 0 | 0 | 0 |
| 12/31 | 0 | 0 | 0 | 0 | 0 | 0 | 0 | 0 | | 0 | 0 | 0 | 0 | 0 | 0 | 0 | 0 |
| Totals | 3 | 2 | 1 | 0 | 0 | 0 | 1 | 0 | | 3 | 2 | 1 | 0 | 0 | 0 | 1 | 0 |



| OLIVER CELESTIN | | | | | | | | | | | | | | | | | |
|-----------------|------|------|-------|------|------|----|----|----|--|------|------|-------|------|------|----|----|----|
| | Tkl. | Solo | Asst. | Sack | Int. | PD | FF | FR | | Tkl. | Solo | Asst. | Sack | Int. | PD | FF | FR |
| 9/10 | | | | | | | | | | | | | | | | | |
| 9/17 | | | | | | | | | | | | | | | | | |
| 9/24 | | | | | | | | | | | | | | | | | |
| 10/1 | 3 | 3 | 0 | 0 | 0 | 0 | 0 | 0 | | 0 | 0 | 0 | 0 | 0 | 0 | 0 | 0 |
| 10/15 | 0 | 0 | 0 | 0 | 0 | 0 | 0 | 0 | | 0 | 0 | 0 | 0 | 0 | 0 | 0 | 0 |
| 10/22 | 0 | 0 | 0 | 0 | 0 | 0 | 0 | 0 | | 0 | 0 | 0 | 0 | 0 | 0 | 0 | 0 |
| 10/29 | 0 | 0 | 0 | 0 | 0 | 0 | 0 | 0 | | 0 | 0 | 0 | 0 | 0 | 0 | 0 | 0 |
| 11/6 | 0 | 0 | 0 | 0 | 0 | 0 | 0 | 0 | | 0 | 0 | 0 | 0 | 0 | 0 | 0 | 0 |
| 11/12 | 0 | 0 | 0 | 0 | 0 | 0 | 0 | 0 | | 0 | 0 | 0 | 0 | 0 | 0 | 0 | 0 |
| 11/19 | 0 | 0 | 0 | 0 | 0 | 0 | 0 | 0 | | 0 | 0 | 0 | 0 | 0 | 0 | 0 | 0 |
| 11/27 | 0 | 0 | 0 | 0 | 0 | 0 | 0 | 0 | | 0 | 0 | 0 | 0 | 0 | 0 | 0 | 0 |
| 12/3 | 0 | 0 | 0 | 0 | 0 | 0 | 0 | 0 | | 0 | 0 | 0 | 0 | 0 | 0 | 0 | 0 |
| 12/10 | 0 | 0 | 0 | 0 | 0 | 0 | 0 | 0 | | 0 | 0 | 0 | 0 | 0 | 0 | 0 | 0 |
| 12/14 | 0 | 0 | 0 | 0 | 0 | 0 | 0 | 0 | | 0 | 0 | 0 | 0 | 0 | 0 | 0 | 0 |
| 12/24 | 0 | 0 | 0 | 0 | 0 | 0 | 0 | 0 | | 0 | 0 | 0 | 0 | 0 | 0 | 0 | 0 |
| 12/31 | 0 | 0 | 0 | 0 | 0 | 0 | 0 | 0 | | 0 | 0 | 0 | 0 | 0 | 0 | 0 | 0 |
| Totals | 3 | 3 | 0 | 0 | 0 | 0 | 0 | 0 | | 3 | 3 | 0 | 0 | 0 | 0 | 0 | 0 |



2006 3RD DOWN EFFICIENCY

| Date | Team | Yards to Go | | | | | | | | | | Total | Pct. |
|-------|------------------------------|-------------|-----|-----|-----|-----|-----|-----|-----|-----|-----|-------|------|
| | | 1 | 2 | 3 | 4 | 5 | 6 | 7 | 8 | 9 | 10+ | | |
| 9/10 | Seahawks at Detroit | 0-0 | 0-0 | 1-2 | 0-0 | 0-0 | 0-2 | 0-0 | 1-2 | 0-0 | 0-5 | 2-11 | 18% |
| | | 1-1 | 1-1 | 0-0 | 0-2 | 1-1 | 1-1 | 0-0 | 0-1 | 0-0 | 1-7 | 5-14 | 36% |
| 9/17 | Seahawks Arizona | 0-1 | 0-0 | 0-1 | 0-0 | 1-1 | 1-1 | 1-3 | 0-0 | 0-0 | 3-6 | 6-13 | 46% |
| | | 1-1 | 0-0 | 0-0 | 0-2 | 0-0 | 0-0 | 0-0 | 1-3 | 1-1 | 3-7 | 6-14 | 43% |
| 9/24 | Seahawks N.Y. Giants | 2-2 | 1-1 | 1-1 | 2-2 | 0-1 | 0-1 | 1-2 | 1-1 | 2-2 | 0-3 | 10-16 | 63% |
| | | 0-0 | 0-1 | 0-0 | 0-0 | 1-1 | 0-1 | 0-1 | 1-1 | 0-1 | 0-3 | 2-9 | 22% |
| 10/1 | Seahawks at Chicago | 0-0 | 1-1 | 0-0 | 0-1 | 0-1 | 0-2 | 1-2 | 0-1 | 0-1 | 2-7 | 4-16 | 25% |
| | | 0-1 | 1-3 | 0-1 | 0-0 | 0-0 | 1-2 | 1-1 | 3-4 | 0-1 | 0-2 | 6-15 | 40% |
| 10/15 | Seahawks at St. Louis | 1-1 | 3-3 | 0-1 | 0-1 | 0-0 | 0-1 | 0-1 | 1-1 | 0-0 | 4-8 | 9-17 | 53% |
| | | 3-3 | 0-0 | 0-1 | 1-1 | 0-0 | 0-1 | 3-3 | 1-2 | 0-0 | 0-4 | 8-15 | 53% |
| 10/22 | Seahawks Minnesota | 0-0 | 0-0 | 0-0 | 0-2 | 1-1 | 1-1 | 2-4 | 1-2 | 0-3 | 1-3 | 6-16 | 38% |
| | | 1-1 | 0-0 | 0-0 | 1-4 | 0-1 | 0-2 | 1-3 | 0-1 | 0-0 | 2-2 | 5-14 | 36% |
| 10/29 | Seahawks at Kansas City | 2-2 | 0-0 | 0-0 | 0-0 | 1-1 | 0-0 | 0-1 | 1-1 | 0-1 | 0-4 | 4-10 | 40% |
| | | 0-1 | 1-1 | 1-2 | 0-0 | 1-2 | 0-0 | 2-2 | 0-0 | 1-2 | 0-3 | 6-13 | 46% |
| 11/6 | Seahawks Oakland | 1-1 | 0-0 | 0-1 | 1-2 | 0-0 | 1-2 | 1-2 | 0-2 | 0-0 | 0-6 | 4-16 | 25% |
| | | 0-1 | 1-1 | 0-1 | 1-1 | 0-1 | 0-1 | 0-1 | 1-2 | 0-0 | 0-6 | 3-15 | 20% |
| 11/12 | Seahawks St. Louis | 0-0 | 1-1 | 0-0 | 1-1 | 1-3 | 0-1 | 1-1 | 0-0 | 0-1 | 0-3 | 4-11 | 36% |
| | | 2-3 | 1-1 | 1-1 | 0-0 | 0-0 | 0-2 | 0-1 | 0-0 | 1-3 | 1-3 | 6-14 | 43% |
| 11/19 | Seahawks at San Francisco | 0-0 | 0-0 | 0-0 | 0-0 | 0-2 | 0-0 | 0-0 | 0-0 | 0-1 | 1-5 | 1-8 | 13% |
| | | 0-0 | 1-2 | 0-2 | 1-3 | 1-2 | 0-0 | 0-1 | 0-0 | 0-1 | 0-2 | 3-13 | 23% |
| 11/27 | Seahawks Green Bay | 0-0 | 1-1 | 1-2 | 0-1 | 0-1 | 1-2 | 0-2 | 0-2 | 0-0 | 1-3 | 4-14 | 29% |
| | | 0-0 | 2-2 | 0-0 | 1-2 | 2-3 | 0-0 | 0-1 | 0-1 | 0-2 | 1-3 | 6-14 | 43% |
| 12/3 | Seahawks at Denver | 0-0 | 2-2 | 0-1 | 1-4 | 0-1 | 0-1 | 0-0 | 0-1 | 0-0 | 0-6 | 3-16 | 19% |
| | | 1-2 | 0-0 | 0-0 | 0-1 | 0-2 | 1-3 | 1-2 | 1-2 | 0-0 | 0-2 | 4-14 | 29% |
| 12/10 | Seahawks at Arizona | 0-1 | 1-2 | 0-1 | 0-0 | 1-1 | 1-1 | 0-0 | 0-1 | 0-2 | 2-3 | 5-12 | 42% |
| | | 2-3 | 1-1 | 0-1 | 0-0 | 0-0 | 0-1 | 1-1 | 2-2 | 0-1 | 0-3 | 6-13 | 46% |
| 12/14 | Seahawks San Francisco | 0-2 | 0-0 | 1-1 | 0-0 | 1-2 | 0-0 | 1-1 | 0-1 | 1-1 | 1-5 | 5-13 | 38% |
| | | 1-2 | 1-1 | 1-2 | 0-2 | 2-3 | 0-1 | 0-1 | 1-2 | 0-1 | 1-2 | 7-17 | 41% |
| 12/24 | Seahawks San Diego | 1-2 | 0-1 | 0-1 | 0-1 | 3-5 | 1-1 | 0-1 | 2-2 | 1-1 | 2-6 | 10-21 | 48% |
| | | 2-2 | 0-1 | 1-1 | 0-1 | 0-1 | 0-0 | 0-2 | 0-1 | 0-2 | 1-5 | 4-16 | 25% |
| 12/31 | Seahawks at Tampa Bay | 3-3 | 1-2 | 1-2 | 1-1 | 0-0 | 0-1 | 1-1 | 0-1 | 0-0 | 1-3 | 8-14 | 57% |
| | | 1-2 | 0-0 | 0-1 | 1-1 | 0-0 | 1-2 | 0-1 | 0-0 | 0-0 | 0-2 | 3-9 | 33% |

| | | | | | | | | | | | | | |
|---------------|------------------|--------------|--------------|-------------|-------------|-------------|-------------|-------------|--------------|-------------|--------------|---------------|------------|
| Totals | Seahawks | 10-15 | 12-14 | 5-14 | 6-16 | 9-20 | 6-17 | 9-21 | 7-18 | 4-13 | 18-76 | 86-224 | 38% |
| | Opponents | 15-23 | 10-15 | 4-13 | 6-20 | 8-17 | 4-17 | 9-21 | 11-22 | 3-15 | 10-56 | 80-219 | 37% |

2006 DRIVE CHART

| Date | Team | Drive Ended By | | | | | | | | | | | Pts | Pts/Drv | Eff |
|--------|-----------------------------|----------------|-------|----|----|-----|-----|-----|----|-----|-----|-----|-----|---------|-----|
| | | Drives | 3/Out | TD | FG | FGA | Pnt | Dwn | TO | Saf | Clk | | | | |
| 9/10 | Seattle at Detroit | 11 | 2 | 0 | 3 | 5 | 5 | 0 | 1 | 0 | 0 | 9 | 0.8 | 0.273 | |
| | | 10 | 2 | 0 | 2 | 3 | 6 | 0 | 1 | 0 | 0 | 6 | 0.6 | 0.200 | |
| 9/17 | Seattle Arizona | 12 | 4 | 3 | 0 | 1 | 5 | 0 | 2 | 0 | 1 | 21 | 1.8 | 0.250 | |
| | | 12 | 3 | 1 | 1 | 3 | 6 | 0 | 2 | 0 | 0 | 10 | 0.8 | 0.167 | |
| 9/24 | Seattle N.Y. Giants | 13 | 2 | 6 | 0 | 0 | 4 | 0 | 3 | 0 | 0 | 42 | 3.2 | 0.462 | |
| | | 13 | 3 | 3 | 1 | 1 | 4 | 0 | 4 | 0 | 1 | 24 | 1.8 | 0.308 | |
| 10/1 | Seattle at Chicago | 13 | 4 | 0 | 2 | 2 | 8 | 0 | 2 | 0 | 1 | 6 | 0.5 | 0.154 | |
| | | 13 | 4 | 4 | 3 | 3 | 5 | 0 | 0 | 0 | 1 | 37 | 2.8 | 0.538 | |
| 10/15 | Seattle at St. Louis | 12 | 2 | 3 | 3 | 4 | 4 | 0 | 1 | 0 | 0 | 30 | 2.5 | 0.500 | |
| | | 12 | 2 | 4 | 0 | 0 | 5 | 0 | 2 | 0 | 1 | 28 | 2.3 | 0.333 | |
| 10/22 | Seattle Minnesota | 13 | 3 | 1 | 2 | 2 | 6 | 1 | 3 | 0 | 0 | 13 | 1.0 | 0.231 | |
| | | 13 | 3 | 3 | 1 | 2 | 5 | 1 | 0 | 0 | 2 | 24 | 1.8 | 0.308 | |
| 10/29 | Seattle at Kansas City | 11 | 1 | 3 | 0 | 0 | 4 | 1 | 2 | 0 | 1 | 21 | 1.9 | 0.273 | |
| | | 11 | 0 | 4 | 2 | 3 | 1 | 0 | 2 | 0 | 1 | 35 | 3.2 | 0.545 | |
| 11/6 | Seattle Oakland | 12 | 3 | 1 | 3 | 3 | 8 | 0 | 0 | 0 | 0 | 16 | 1.3 | 0.333 | |
| | | 13 | 5 | 0 | 0 | 0 | 10 | 1 | 0 | 0 | 2 | 0 | 0.0 | 0.000 | |
| 11/12 | Seattle St. Louis | 10 | 3 | 2 | 1 | 1 | 4 | 0 | 2 | 0 | 1 | 17 | 1.7 | 0.300 | |
| | | 10 | 3 | 1 | 3 | 3 | 3 | 1 | 1 | 0 | 1 | 15 | 1.5 | 0.400 | |
| 11/19 | Seattle at San Francisco | 13 | 2 | 2 | 0 | 0 | 5 | 1 | 5 | 0 | 0 | 14 | 1.1 | 0.154 | |
| | | 13 | 2 | 2 | 2 | 4 | 6 | 0 | 1 | 0 | 0 | 20 | 1.5 | 0.308 | |
| 11/27 | Seattle Green Bay | 14 | 3 | 3 | 4 | 4 | 3 | 0 | 4 | 0 | 0 | 34 | 2.4 | 0.500 | |
| | | 14 | 4 | 2 | 1 | 2 | 5 | 0 | 4 | 0 | 1 | 17 | 1.2 | 0.214 | |
| 12/3 | Seattle at Denver | 15 | 6 | 1 | 3 | 5 | 8 | 0 | 1 | 0 | 0 | 16 | 1.1 | 0.267 | |
| | | 15 | 6 | 2 | 2 | 2 | 7 | 0 | 4 | 0 | 0 | 20 | 1.3 | 0.267 | |
| 12/10 | Seattle at Arizona | 12 | 2 | 3 | 0 | 0 | 4 | 1 | 3 | 0 | 1 | 21 | 1.8 | 0.250 | |
| | | 12 | 2 | 3 | 2 | 3 | 4 | 0 | 1 | 0 | 1 | 27 | 2.3 | 0.417 | |
| 12/14 | Seattle San Francisco | 13 | 1 | 2 | 0 | 0 | 7 | 1 | 2 | 0 | 1 | 14 | 1.1 | 0.154 | |
| | | 13 | 8 | 3 | 1 | 1 | 8 | 0 | 0 | 0 | 1 | 24 | 1.8 | 0.308 | |
| 12/24 | Seattle San Diego | 15 | 5 | 2 | 1 | 1 | 9 | 0 | 2 | 0 | 1 | 17 | 1.1 | 0.200 | |
| | | 15 | 7 | 2 | 2 | 2 | 10 | 0 | 0 | 0 | 1 | 20 | 1.3 | 0.267 | |
| 12/31 | Seattle at Tampa Bay | 9 | 0 | 2 | 3 | 3 | 2 | 0 | 1 | 0 | 1 | 23 | 2.6 | 0.556 | |
| | | 9 | 1 | 1 | 0 | 1 | 3 | 1 | 2 | 0 | 1 | 7 | 0.8 | 0.111 | |
| Totals | Seahawks | 198 | 43 | 34 | 25 | 31 | 86 | 5 | 34 | 0 | 8 | 314 | 1.6 | 0.298 | |
| | Opponents | 198 | 55 | 35 | 23 | 33 | 88 | 4 | 24 | 0 | 14 | 314 | 1.6 | 0.293 | |

INSIDE THE 20

| Date | Team | Trips/Scores | TD | FG/Att | Points | Int | Fum | Downs | Clock |
|---------------|-----------------------------|--------------|-----------|--------------|------------|----------|----------|----------|----------|
| 9/10 | Seattle at Detroit | 1/1 | 0 | 1/1 | 3 | 0 | 0 | 0 | 0 |
| | | 1/1 | 0 | 1/1 | 3 | 0 | 0 | 0 | 0 |
| 9/17 | Seattle Arizona | 2/3 | 2 | 0/1 | 14 | 0 | 0 | 0 | 0 |
| | | 0/0 | 0 | 0/0 | 0 | 0 | 0 | 0 | 0 |
| 9/24 | Seattle N.Y. Giants | 5/5 | 5 | 0/0 | 35 | 0 | 0 | 0 | 0 |
| | | 2/2 | 2 | 0/0 | 13 | 0 | 0 | 0 | 0 |
| 10/1 | Seattle at Chicago | 2/2 | 0 | 2/2 | 6 | 0 | 0 | 0 | 0 |
| | | 5/5 | 3 | 2/2 | 27 | 0 | 0 | 0 | 0 |
| 10/15 | Seattle at St. Louis | 2/4 | 2 | 0/1 | 14 | 0 | 1 | 0 | 0 |
| | | 3/3 | 3 | 0/0 | 21 | 0 | 0 | 0 | 0 |
| 10/22 | Seattle Minnesota | 1/1 | 0 | 1/1 | 3 | 0 | 0 | 0 | 0 |
| | | 2/2 | 1 | 1/1 | 10 | 0 | 0 | 0 | 0 |
| 10/29 | Seattle at Kansas City | 2/2 | 2 | 0/0 | 14 | 0 | 0 | 0 | 0 |
| | | 5/6 | 4 | 1/1 | 32 | 0 | 1 | 0 | 0 |
| 11/6 | Seattle Oakland | 3/3 | 0 | 3/3 | 9 | 0 | 0 | 0 | 0 |
| | | 0/0 | 0 | 0/0 | 0 | 0 | 0 | 0 | 0 |
| 11/12 | Seattle St. Louis | 2/3 | 2 | 0/0 | 14 | 0 | 1 | 0 | 0 |
| | | 3/4 | 1 | 2/2 | 12 | 0 | 0 | 1 | 0 |
| 11/19 | Seattle at San Francisco | 0/0 | 0 | 0/0 | 0 | 0 | 0 | 0 | 0 |
| | | 3/5 | 2 | 1/3 | 17 | 0 | 0 | 0 | 0 |
| 11/27 | Seattle Green Bay | 4/4 | 2 | 2/2 | 21 | 0 | 0 | 0 | 0 |
| | | 2/3 | 1 | 1/2 | 10 | 0 | 0 | 0 | 0 |
| 12/3 | Seattle at Denver | 2/2 | 1 | 1/1 | 10 | 0 | 0 | 0 | 0 |
| | | 2/2 | 1 | 1/1 | 10 | 0 | 0 | 0 | 0 |
| 12/10 | Seattle at Arizona | 2/3 | 2 | 0/0 | 14 | 0 | 0 | 1 | 0 |
| | | 3/3 | 2 | 1/1 | 17 | 0 | 0 | 0 | 0 |
| 12/14 | Seattle San Francisco | 1/2 | 1 | 0/0 | 7 | 1 | 0 | 0 | 0 |
| | | 4/4 | 3 | 1/1 | 24 | 0 | 0 | 0 | 0 |
| 12/24 | Seattle San Diego | 2/2 | 1 | 1/1 | 10 | 0 | 0 | 0 | 0 |
| | | 1/1 | 1 | 0/0 | 7 | 0 | 0 | 0 | 0 |
| 12/31 | Seattle at Tampa Bay | 5/5 | 2 | 3/3 | 23 | 0 | 0 | 0 | 0 |
| | | 1/3 | 1 | 0/0 | 7 | 0 | 1 | 1 | 0 |
| Totals | Seahawks | 36/42 | 22 | 14/16 | 197 | 1 | 2 | 1 | 0 |
| | Opponents | 37/44 | 25 | 12/15 | 210 | 0 | 2 | 2 | 0 |

2006 MISCELLANEOUS STATS

DRIVE ENGINEERING

| | Drives | Drives Ended By | | | | | | | | | Points | Points | Drive |
|------------|---------|-----------------|----|-----|-----|-----|----|-----|----|-----|---------|--------|-------|
| QB | Started | TD | FG | FGA | Pnt | Dwn | TO | Saf | Gm | Hlf | Yielded | Drive | Eff. |
| Hasselbeck | 143 | 26 | 20 | 26 | 62 | 2 | 22 | 0 | 4 | 2 | 243 | 1.7 | 0.322 |
| Wallace | 55 | 8 | 5 | 5 | 24 | 3 | 12 | 0 | 1 | 1 | 71 | 1.3 | 0.236 |
| Seattle | 198 | 34 | 25 | 31 | 86 | 5 | 34 | 0 | 5 | 3 | 314 | 1.6 | 0.298 |
| Opponents | 198 | 25 | 23 | 33 | 88 | 4 | 24 | 0 | 7 | 7 | 314 | 1.6 | 0.293 |

YARDS GAINED BY DOWN

| Team | 1st Down | | | 2nd Down | | | 3rd Down | | | 4th Down | | | Season | | |
|-----------|----------|------|------|----------|------|------|----------|------|------|----------|------|------|--------|------|------|
| | Att. | Yds. | Avg. | Att. | Yds. | Avg. | Att. | Yds. | Avg. | Att. | Yds. | Avg. | Att. | Yds. | Avg. |
| Seattle | 469 | 2220 | 4.7 | 344 | 1543 | 4.5 | 224 | 1171 | 5.2 | 8 | 43 | 5.4 | 1045 | 4977 | 4.8 |
| Opponents | 431 | 2689 | 6.2 | 324 | 1563 | 4.8 | 219 | 958 | 4.4 | 12 | 75 | 6.3 | 986 | 5285 | 5.4 |

FIRST DOWN TENDENCIES

| Team | Rushing | | | Passing | | | Overall | | | Times Gained | | | |
|-----------|---------|------|------|---------|------|------|---------|------|------|--------------|----|----|------|
| | Att. | Yds. | Avg. | Att. | Yds. | Avg. | Att. | Yds. | Avg. | 10+ | 5+ | 0 | Neg. |
| Seattle | 242 | 868 | 3.6 | 227 | 1352 | 6.0 | 469 | 2220 | 4.7 | 68 | 85 | 92 | 47 |
| Opponents | 250 | 1337 | 5.3 | 181 | 1352 | 7.5 | 431 | 2689 | 6.2 | 84 | 92 | 88 | 34 |

GOAL-TO-GO

| Team | Att. | TD | FG | FGA | Int. | Fumble | Down | Clock | Pts. |
|-----------|------|----|----|-----|------|--------|------|-------|------|
| Seattle | 22 | 16 | 5 | 5 | 0 | 1 | 0 | 0 | 128 |
| Opponents | 19 | 15 | 2 | 3 | 0 | 0 | 1 | 0 | 111 |

TAKEAWAYS/GIVEAWAYS

| | No. | Resulting in... | TD | FG | FGA | Safety | Int. | Fumble | Punt | Down | Clock | Pts. |
|-----------|-----|-----------------|----|----|-----|--------|------|--------|------|------|-------|------|
| Takeaways | 26 | | 8 | 4 | 5 | 0 | 3 | 2 | 7 | 1 | 1 | 68 |
| Giveaways | 34 | | 12 | 3 | 7 | 0 | 2 | 4 | 7 | 1 | 1 | 93 |

TIMES LEADING THE TEAM IN...

Receptions: Jackson, 9 (vs. Ari, 9/17) (vs. NYG, 9/24) (at Chi, 10/1) (vs. Min, 10/22) (at KC, 10/29) (vs. Oak, 11/6) (vs. StL, 11/12) (at Den, 12/3) (at Ari, 12/10), Hackett, 4 (at KC, 10/29) (vs. GB, 11/27) (vs. SF, 12/14) (at TB, 12/31), Branch, 3 (at StL, 10/15) (at SF, 11/19) (vs. SD, 12/24), Stevens, 2 (at KC, 10/29) (at TB, 12/31), Strong, 1 (at Det, 9/10).

Receiving Yds.: Jackson, 7 (vs. Ari, 9/17) (at Chi, 10/1) (at StL, 10/15) (vs. Min, 10/22) (at KC, 10/29) (vs. StL, 11/12) (at Den, 12/3), Hackett, 4 (vs. GB, 11/27) (at Ari, 12/10) (vs. SF, 12/14) (at TB, 12/31), Ingram, 3 (at Det, 9/10) (vs. NYG, 9/24) (vs. SD, 12/24), Branch, 2 (vs. Oak, 11/6) (at SF, 11/19).

Rushing Yds.: Alexander, 10 (at Det, 9/10) (vs. Ari, 9/17) (vs. NYG, 9/24) (at SF, 11/19) (vs. GB, 11/27) (at Den, 12/3) (at Ari, 12/10) (vs. SF, 12/14) (vs. SD, 12/24) (at TB, 12/31), Morris, 6 (at Chi, 10/1) (at StL, 10/15) (vs. Min, 10/22) (at KC, 10/29) (vs. Oak, 11/6) (vs. StL, 11/12).

Tackles: Tatupu, 7 (vs. Ari, 9/17) (at Chi, 10/1) (vs. Oak, 11/6) (vs. StL, 11/12) (vs. SF, 12/14) (vs. SD, 12/24) (at TB, 12/31), Hamlin, 4 (at StL, 10/15) (at KC, 10/29) (at SF, 11/19) (at Den, 12/3), Hill, 2 (at Den, 12/3) (at Ari, 12/10), Peterson, 2 (vs. Min, 10/22) (vs. GB, 11/27), Babineaux, 1 (vs. NYG, 9/24), Herndon, 1 (at Det, 9/10), Trufant, 1 (at Ari, 12/10).

Sacks: Peterson, 7 (at Det, 9/10) (vs. Ari, 9/17) (at StL, 10/15) (vs. Min, 10/22) (at KC, 10/29) (at Den, 12/3) (at TB, 12/31), Fisher, 3 (at Det, 9/10) (at StL, 10/15) (at Den, 12/3), Tapp, 3 (vs. Ari, 9/17) (vs. NYG, 9/24) (vs. GB, 11/27), Darby, 2 (vs. StL, 11/12) (at SF, 11/19), Davis, 2 (at Chi, 10/1) (at Den, 12/3), Hamlin, 1 (vs. Ari, 9/17), Hill, 1 (vs. Ari, 9/17), Lewis, 1 (at Det, 9/10), Tatupu, 1 (vs. SD, 12/24), Terrill, 1 (vs. Oak, 11/6), Wistrom, 1 (vs. Ari, 9/17).

2006 SUPERLATIVES

OVERALL

Home
Road

9-7
5-3
4-4

WHEN SCORING...

First 4-1
Less than 20 points 2-5
20 or more points 7-2

BY MONTH

September
October
November
December

3-0
1-3
3-1
2-3

When leading at halftime 6-1
When trailing at halftime 3-5
When leading after three quarters 5-2
When trailing after three quarters 4-5
When tied after three quarters 0-0

TURF

Artificial
Natural Grass

7-3
2-4

When outrushing opponents 7-1
When plus in time of possession 7-1
When minus in time of possession 2-6
When equal in time of possession 0-0

INDOORS

2-0

VS. CONFERENCE

vs. AFC
North
West
East
South

2-2
0-0
2-2
0-0
0-0

When plus in takeaway/giveaway 4-1
When minus in takeaway/giveaway 1-6
When equal in takeaway/giveaway 4-0

vs. NFC
North
West
East
South

7-5
2-2
3-3
1-0
1-0

With a 100-yard rusher 3-1
With a 100-yard receiver 1-3
With a 300-yard passer 0-0
Versus an opponent 100-yard rusher 1-6
Versus an opponent 100-yard receiver 2-2
Versus an opponent 300-yard passer 1-1



2006 HONORS

JOSH BROWN, K

NFC Special Teams Player of the

Week 6 (at St. Louis, 10/15)

and Week 12 (vs. Green Bay, 11/27)

Golden Toe Award

*Pro Football Weekly/PFWA***NATE BURLESON, WR**NFC Special Teams Player of the Month
for November**KEN HAMLIN, FS**NFC Defensive Player of the
Month for September
Ed Block Courage Award**WALTER JONES, T**

NFC Pro Bowl Team

All-Pro 2nd Team

Associated Press

All-Pro Team

*The Sporting News**WALTER JONES, Continued*

All-NFC Team

Pro Football Weekly/PFWA

All-NFL Team

*Pro Football Weekly/PFWA***JULIAN PETERSON, LB**

NFC Pro Bowl Team

RYAN PLACKEMEIER, P

All-Rookie Team

*Pro Football Weekly/PFWA***MACK STRONG, FB**

NFC Pro Bowl Team

Steve Largent Award

(Awarded to the player who
exemplifies the spirit, dedication and
integrity of the Seahawks.)**LOFA TATUPU, LB**

NFC Pro Bowl Team



2006 STANDINGS

NFC

| NORTH DIVISION | W | L | T | Pct. | Pts. | Opp. |
|------------------|----|----|---|------|------|------|
| *Chicago | 13 | 3 | 0 | .812 | 427 | 255 |
| Green Bay | 8 | 8 | 0 | .500 | 301 | 366 |
| Minnesota | 6 | 10 | 0 | .375 | 282 | 327 |
| Detroit | 3 | 13 | 0 | .188 | 305 | 398 |
| SOUTH DIVISION | W | L | T | Pct. | Pts. | Opp. |
| *New Orleans | 10 | 6 | 0 | .625 | 413 | 322 |
| Carolina | 8 | 8 | 0 | .500 | 270 | 305 |
| Atlanta | 7 | 9 | 0 | .438 | 292 | 328 |
| Tampa Bay | 4 | 12 | 0 | .250 | 211 | 353 |
| EAST DIVISION | W | L | T | Pct. | Pts. | Opp. |
| *Philadelphia | 10 | 6 | 0 | .625 | 398 | 328 |
| *Dallas | 9 | 7 | 0 | .563 | 425 | 350 |
| *New York Giants | 8 | 8 | 0 | .500 | 355 | 362 |
| Washington | 5 | 11 | 0 | .312 | 307 | 376 |
| WEST DIVISION | W | L | T | Pct. | Pts. | Opp. |
| *Seattle | 9 | 7 | 0 | .563 | 335 | 341 |
| St. Louis | 8 | 8 | 0 | .500 | 367 | 381 |
| San Francisco | 7 | 9 | 0 | .438 | 298 | 412 |
| Arizona | 5 | 11 | 0 | .312 | 314 | 389 |

AFC

| NORTH DIVISION | W | L | T | Pct. | Pts. | Opp. |
|----------------|----|----|---|------|------|------|
| *Baltimore | 13 | 3 | 0 | .812 | 353 | 201 |
| Cincinnati | 8 | 8 | 0 | .500 | 373 | 331 |
| Pittsburgh | 8 | 8 | 0 | .500 | 353 | 315 |
| Cleveland | 4 | 12 | 0 | .250 | 238 | 356 |
| SOUTH DIVISION | W | L | T | Pct. | Pts. | Opp. |
| *Indianapolis | 12 | 4 | 0 | .750 | 427 | 360 |
| Tennessee | 8 | 8 | 0 | .500 | 324 | 400 |
| Jacksonville | 8 | 8 | 0 | .500 | 371 | 274 |
| Houston | 6 | 10 | 0 | .375 | 267 | 366 |
| EAST DIVISION | W | L | T | Pct. | Pts. | Opp. |
| *New England | 12 | 4 | 0 | .750 | 385 | 237 |
| *New York Jets | 10 | 6 | 0 | .625 | 316 | 295 |
| Buffalo | 7 | 9 | 0 | .438 | 300 | 311 |
| Miami | 6 | 10 | 0 | .375 | 260 | 283 |
| WEST DIVISION | W | L | T | Pct. | Pts. | Opp. |
| *San Diego | 14 | 2 | 0 | .875 | 492 | 303 |
| *Kansas City | 9 | 7 | 0 | .563 | 331 | 315 |
| Denver | 9 | 7 | 0 | .563 | 319 | 305 |
| Oakland | 2 | 14 | 0 | .125 | 168 | 332 |

* Playoff teams

AFC Wild Card

- NY Jets 16, New England 37
- Kansas City 8, Indianapolis 23

AFC Divisional

- Indianapolis 15, Baltimore 6
- New England 24, San Diego 21

AFC Championship

- New England 34, Indianapolis 38

NFC Wild Card

- NY Giants 20, Philadelphia 23
- Dallas 20, Seattle 21

NFC Divisional

- Seattle 24, Chicago 27 - OT
- Philadelphia 24, New Orleans 27

NFC Championship

- New Orleans 14, Chicago 39

Super Bowl XLII

Indianapolis 29, Chicago 17

2006 WEEKLY RANKINGS

NFL

Offense

Defense


| Week | Total | Rush | Pass | Total | Rush | Pass |
|------|-------|------|------|-------|------|------|
| 1 | 20 | 16t | 17 | 7 | 2t | 17 |
| 2 | 17 | 10t | 18 | 4 | 2 | 15 |
| 3 | 20 | 14 | 17t | 9 | 2 | 22 |
| 4 | 22 | 16 | 23 | 13 | 6 | 21 |
| 5 | 21 | 20 | 22 | 11 | 7 | 23 |
| 6 | 20 | 15 | 19 | 15 | 6 | 28 |
| 7 | 21 | 20 | 17 | 15 | 8 | 25 8 |
| 23 | 26 | 19 | 23 | 14 | 28 | |
| 9 | 20 | 17 | 20 | 16 | 13 | 25 |
| 10 | 22 | 14 | 21 | 18 | 13 | 22 |
| 11 | 25 | 16 | 20 | 19 | 17 | 19 |
| 12 | 19 | 13 | 20 | 18 | 15 | 21 |
| 13 | 21 | 14 | 22 | 18 | 18 | 17 |
| 14 | 21 | 15 | 20 | 15 | 16 | 18 |
| 15 | 22 | 16 | 20 | 17 | 22 | 16 |
| 16 | 19 | 13 | 20 | 21 | 21 | 15 |
| 17 | 19 | 14 | 20 | 19 | 22 | 16 |

NFC

Offense

Defense

| Week | Total | Rush | Pass | Total | Rush | Pass |
|------|-------|------|------|-------|------|------|
| 1 | 11 | 9 | 10 | 4 | 1 | 9 |
| 2 | 11 | 4t | 12 | 1 | 1 | 7 |
| 3 | 13 | 7 | 12 | 4 | 1 | 10 |
| 4 | 13 | 8 | 14 | 6 | 3 | 9 |
| 5 | 13 | 11 | 14 | 5 | 5 | 9 |
| 6 | 14 | 7 | 13 | 6 | 4 | 13 |
| 7 | 14 | 10 | 12 | 5 | 4 | 11 |
| 8 | 12 | 6 | 14 | 16 | 13 | 15 |
| 9 | 12 | 9 | 12 | 7 | 7 | 11 |
| 10 | 12 | 7 | 12 | 8 | 7 | 10 |
| 11 | 14 | 8 | 12 | 8 | 9 | 8 |
| 12 | 11 | 7 | 12 | 8 | 7 | 9 |
| 13 | 13 | 8 | 12 | 8 | 8 | 7 |
| 14 | 13 | 8 | 12 | 6 | 7 | 7 |
| 15 | 12 | 9 | 12 | 6 | 12 | 6 |
| 16 | 11 | 7 | 12 | 10 | 11 | 6 |
| 17 | 11 | 7 | 12 | 9 | 12 | 6 |





1976 REVIEW (2-12)

| Date | W/L | Score | Opponents | Att | Scoring | TD | Ru | Pa | Rt | PAT | FG | S | Pts | |
|-------|-----|-------|--------------------|--------|-----------|----|----|----|----|-------|-------|-----|-----|----|
| 09/12 | L | 30-24 | St. Louis | 58,441 | Leyboldt | 0 | 0 | 0 | 0 | 19-22 | 8-12 | 0 | 43 | |
| 09/19 | L | 31-7 | at Washington | 53,174 | Smith | 5 | 4 | 1 | 0 | 0 | 0 | 0 | 30 | |
| 09/26 | L | 37-21 | San Francisco | 59,108 | Largent | 4 | 0 | 4 | 0 | 0 | 0 | 0 | 24 | |
| 10/03 | L | 28-13 | Dallas | 62,027 | McCullum | 4 | 0 | 4 | 0 | 0 | 0 | 0 | 24 | |
| 10/10 | L | 28-20 | at Green Bay (Mil) | 54,983 | McKinnis | 4 | 4 | 0 | 0 | 0 | 0 | 0 | 24 | |
| 10/17 | W | 13-10 | at Tampa Bay | 43,812 | Zorn | 4 | 4 | 0 | 0 | 0 | 0 | 0 | 24 | |
| 10/24 | L | 41-14 | Detroit | 61,280 | SEA | 29 | 14 | 13 | 2 | 26-29 | 9-16 | 1 | 229 | |
| 10/31 | L | 41-6 | at L.A. Rams | 52,035 | OPP | 53 | 20 | 27 | 6 | 51-53 | 20-30 | 0 | 429 | |
| 11/07 | W | 31-13 | Atlanta | 57,985 | | | | | | | | | | |
| 11/14 | L | 27-21 | at Minnesota | 45,087 | Rushing | | | | | Att | Yds | Avg | LG | TD |
| 11/21 | L | 51-27 | New Orleans | 61,865 | Smith | | | | | 119 | 537 | 4.5 | 53 | 4 |
| 11/28 | L | 28-16 | at N.Y. Giants | 65,111 | Zorn | | | | | 52 | 246 | 4.7 | 19 | 4 |
| 12/05 | L | 34-7 | Chicago | 60,510 | Testerman | | | | | 67 | 246 | 3.8 | 16 | 1 |
| 12/12 | L | 27-10 | at Philadelphia | 37,949 | Nelson | | | | | 52 | 173 | 3.3 | 25 | 1 |

| Team Statistics | Sea | Opp | SEA | OPP |
|-------------------|-----|-----|-----|------|
| TOTAL FIRST DOWNS | 237 | 323 | 614 | 2881 |

| | | | | |
|---------|----|-----|--|--|
| Rushing | 75 | 166 | | |
|---------|----|-----|--|--|

| | | | | |
|---------|-----|-----|--|--|
| Passing | 140 | 136 | | |
|---------|-----|-----|--|--|

| | | | | |
|---------|----|----|--|--|
| Penalty | 22 | 21 | | |
|---------|----|----|--|--|

| | | | | |
|---------------------|--------|--------|--|--|
| 3rd Down: Made/Att. | 59/221 | 96/219 | | |
|---------------------|--------|--------|--|--|

| | | | | |
|---------------|------|------|--|--|
| 3rd Down Pct. | 26.7 | 43.8 | | |
|---------------|------|------|--|--|

| | | | | |
|---------------------|-------|------|--|--|
| 4th Down: Made/Att. | 15/20 | 6/16 | | |
|---------------------|-------|------|--|--|

| | | | | |
|---------------|------|------|--|--|
| 4th Down Pct. | 75.0 | 37.8 | | |
|---------------|------|------|--|--|

| | | | | |
|-----------------|------|------|--|--|
| TOTAL NET YARDS | 4062 | 5405 | | |
|-----------------|------|------|--|--|

| | | | | |
|---------------|-------|-------|--|--|
| Avg. Per Game | 290.1 | 386.0 | | |
|---------------|-------|-------|--|--|

| | | | | |
|-------------|-----|------|--|--|
| Total Plays | 882 | 1008 | | |
|-------------|-----|------|--|--|

| | | | | |
|---------------|-----|-----|--|--|
| Avg. Per Play | 4.6 | 5.3 | | |
|---------------|-----|-----|--|--|

| | | | | |
|-------------------|------|------|--|--|
| NET YARDS RUSHING | 1413 | 2881 | | |
|-------------------|------|------|--|--|

| | | | | |
|---------------|-------|-------|--|--|
| Avg. Per Game | 100.9 | 206.0 | | |
|---------------|-------|-------|--|--|

| | | | | |
|--------------|-----|-----|--|--|
| Total Rushes | 374 | 614 | | |
|--------------|-----|-----|--|--|

| | | | | |
|-------------------|------|------|--|--|
| NET YARDS PASSING | 2649 | 2524 | | |
|-------------------|------|------|--|--|

| | | | | |
|---------------|-------|-------|--|--|
| Avg. Per Game | 189.2 | 180.0 | | |
|---------------|-------|-------|--|--|

| | | | | |
|-------------------|--------|--------|--|--|
| Sacked/Yards Lost | 28/225 | 27/246 | | |
|-------------------|--------|--------|--|--|

| | | | | |
|-------------|------|------|--|--|
| Gross Yards | 2874 | 2770 | | |
|-------------|------|------|--|--|

| | | | | |
|------------------|---------|---------|--|--|
| Att./Completions | 480/229 | 367/223 | | |
|------------------|---------|---------|--|--|

| | | | | |
|-----------------|------|------|--|--|
| Completion Pct. | 47.7 | 60.7 | | |
|-----------------|------|------|--|--|

| | | | | |
|-----------------|----|----|--|--|
| Had Intercepted | 30 | 15 | | |
|-----------------|----|----|--|--|

| | | | | |
|---------------|---------|---------|--|--|
| PUNTS/AVERAGE | 82/37.4 | 65/35.0 | | |
|---------------|---------|---------|--|--|

| | | | | |
|------------------|------|------|--|--|
| NET PUNTING AVG. | 30.1 | 29.6 | | |
|------------------|------|------|--|--|

| | | | | |
|-----------------|--------|---------|--|--|
| PENALTIES/YARDS | 80/684 | 106/926 | | |
|-----------------|--------|---------|--|--|

| | | | | |
|--------------|-------|-------|--|--|
| FUMBLES/LOST | 30/18 | 23/13 | | |
|--------------|-------|-------|--|--|

| | | | | |
|------------|----|----|--|--|
| TOUCHDOWNS | 29 | 53 | | |
|------------|----|----|--|--|

| | | | | |
|---------|----|----|--|--|
| Rushing | 14 | 20 | | |
|---------|----|----|--|--|

| | | | | |
|---------|----|----|--|--|
| Passing | 13 | 27 | | |
|---------|----|----|--|--|

| | | | | |
|---------|---|---|--|--|
| Returns | 2 | 6 | | |
|---------|---|---|--|--|

| | | | | |
|--------------|-----|-----|--|--|
| TOTAL POINTS | 229 | 429 | | |
|--------------|-----|-----|--|--|

| By Quarters | 1 | 2 | 3 | 4 | OT | Tot |
|-------------|----|-----|-----|----|----|-----|
| SEA | 39 | 73 | 61 | 56 | 0 | 229 |
| OPP | 91 | 116 | 127 | 95 | 0 | 429 |

| Passing | Att | Cmp | Yds | Cmp% | Yds/Att | TD | TD% | Int | Int% | LG | Sacked | Rating |
|---------|-----|-----|------|------|---------|----|-----|-----|------|----|--------|--------|
| Zorn | 439 | 208 | 2571 | 47.3 | 5.85 | 12 | 2.7 | 27 | 6.1 | 80 | 25/196 | 49.4 |
| Munson | 37 | 20 | 295 | 54.0 | 7.97 | 1 | 2.7 | 3 | 8.1 | 44 | 3/29 | ---- |
| SEA | 480 | 229 | 2874 | 47.7 | 5.98 | 13 | 3.7 | 30 | 6.2 | 80 | 26/225 | 49.9 |
| OPP | 367 | 223 | 2770 | 60.7 | 7.54 | 27 | 7.3 | 15 | 4.0 | 66 | 27/246 | 91.7 |

| Field Goals | 1-19 | 20-29 | 30-39 | 40-49 | 50+ |
|-------------|------|-------|-------|-------|-----|
| Bitterlich | 0-0 | 1-1 | 0-2 | 0-1 | 0-0 |
| Leyboldt | 0-0 | 2-2 | 1-2 | 5-7 | 0-1 |
| SEA | 0-0 | 3-3 | 1-4 | 5-8 | 0-1 |
| OPP | 1-1 | 7-7 | 7-11 | 5-9 | 0-2 |

Bitterlich: (27) (—) (36W,40W,33W)

Leyboldt: () () (—) (48,44,45B) (25,39,51S) (—) (43,41) (—) (36W) (—) (45,46R) (—) (24)

OPP: (28,46W,22,26) (37) (45,45,31) (50B,39W)

(—) (38,36W,35B) (25,44) (20) (44W,18,40B,21)

(32W,43,39) (46,36,21)(—) (45S,51S) (33,37)

DEFENSIVE STATISTICS

| Player | T | S | A | Sac | PD | FF | FR |
|----------|-----|----|----|-----|----|----|----|
| Brown | 111 | 85 | 26 | 0.0 | 17 | 2 | 0 |
| Curtis | 107 | 66 | 41 | 1.0 | 1 | 0 | 1 |
| Bradley | 101 | 75 | 26 | 0.0 | 4 | 1 | 1 |
| Matthews | 92 | 75 | 17 | 0.0 | 13 | 0 | 0 |
| Niehaus | 90 | 58 | 32 | 8.5 | 0 | 0 | 1 |

Record (Finish): 2-12 (5th, NFC West)

Head Coach: Jack Patera (2-12, .143)

Assistants: Sam Boghosian (Off. Coord./OL), Bob Hollway (Def. Coord./DBs), Earl Leggett (DL), Andy MacDonald (RBs), Larry Peccatiello (LBs), Jerry Rhome (QBs/WRs/TEs)

Captains: T Norm Evans (Off.), LB Mike Curtis (Def.), LB Ed Bradley (Sp. Teams)

MVP: QB Jim Zorn

Pro Bowl: None

National Honors: Jim Zorn, NFC Offensive

Rookie of the Year: DT Steve Niehaus, NFC Defensive Rookie of the Year

All-NFL: None

OFFENSE

| Pos. | | Starts |
|------|----------------|--------|
| WR | Sam McCullum | 13 |
| LT | Nick Bebout | 13 |
| LG | Bob Penchion | 13 |
| C | Fred Hoaglin | 7 |
| | *Art Kuehn | 7 |
| RG | John Demarie | 7 |
| | Bob Newton | 7 |
| RT | Norm Evans | 10 |
| TE | Ron Howard | 13 |
| WR | *Steve Largent | 13 |
| QB | *Jim Zorn | 14 |
| RB | *Sherman Smith | 9 |
| FB | *Don Testerman | 8 |

DEFENSE

| | | |
|-----|----------------|----|
| LE | Dave Tipton | 12 |
| LT | *Steve Niehaus | 14 |
| RT | Richard Harris | 8 |
| RE | Bob Lurtsema | 13 |
| LLB | Ken Geddes | 9 |
| | *Sammy Green | 5 |
| MLB | Ed Bradley | 14 |
| RLB | Mike Curtis | 14 |
| LCB | Eddie McMillan | 14 |
| RCB | Rolly Woolsey | 11 |
| FS | Dave Brown | 14 |
| SS | Al Matthews | 14 |

SPECIAL TEAMS

| | | |
|---|----------------|----|
| K | Don Bitterlich | 3 |
| | John Leyboldt | 11 |
| P | Rick Engles | 14 |

*Rookie or first-year player

AFC

| EASTERN | W | L | T | Pct. | Pts. | Opp. |
|-------------|-----|----|---|------|------|------|
| Baltimore | 11 | 3 | 0 | .786 | 417 | 246 |
| New England | *11 | 3 | 0 | .786 | 376 | 236 |
| Miami | 6 | 8 | 0 | .429 | 263 | 264 |
| N.Y. Jets | 3 | 11 | 0 | .214 | 169 | 383 |
| Buffalo | 2 | 12 | 0 | .143 | 245 | 363 |

| CENTRAL | W | L | T | Pct. | Pts. | Opp. |
|------------|----|---|---|------|------|------|
| Pittsburgh | 10 | 4 | 0 | .714 | 342 | 138 |
| Cincinnati | 10 | 4 | 0 | .714 | 335 | 210 |
| Cleveland | 9 | 5 | 0 | .643 | 267 | 287 |
| Houston | 5 | 9 | 0 | .357 | 222 | 273 |

| WESTERN | W | L | T | Pct. | Pts. | Opp. |
|-------------|----|----|---|------|------|------|
| Oakland | 13 | 1 | 0 | .929 | 350 | 237 |
| Denver | 9 | 5 | 0 | .643 | 315 | 206 |
| San Diego | 6 | 8 | 0 | .429 | 248 | 285 |
| Kansas City | 5 | 9 | 0 | .357 | 290 | 376 |
| Tampa Bay | 0 | 14 | 0 | .000 | 125 | 412 |

*= Wild Card team

NFC

| EASTERN | W | L | T | Pct. | Pts. | Opp. |
|--------------|-----|----|---|------|------|------|
| Dallas | 11 | 3 | 0 | .786 | 296 | 194 |
| Washington | *10 | 4 | 0 | .714 | 291 | 217 |
| St. Louis | 10 | 4 | 0 | .714 | 309 | 267 |
| Philadelphia | 4 | 10 | 0 | .286 | 165 | 286 |
| N.Y. Giants | 3 | 11 | 0 | .214 | 170 | 250 |

| CENTRAL | W | L | T | Pct. | Pts. | Opp. |
|-----------|----|---|---|------|------|------|
| Minnesota | 11 | 2 | 1 | .821 | 305 | 176 |
| Chicago | 7 | 7 | 0 | .500 | 253 | 216 |
| Detroit | 6 | 8 | 0 | .429 | 262 | 220 |
| Green Bay | 5 | 9 | 0 | .357 | 218 | 299 |

| WESTERN | W | L | T | Pct. | Pts. | Opp. |
|---------------|----|----|---|------|------|------|
| Los Angeles | 10 | 3 | 1 | .750 | 351 | 190 |
| San Francisco | 8 | 6 | 0 | .571 | 270 | 190 |
| Atlanta | 4 | 10 | 0 | .286 | 172 | 312 |
| New Orleans | 4 | 10 | 0 | .286 | 253 | 346 |
| Seattle | 2 | 12 | 0 | .143 | 229 | 429 |

1977 REVIEW (5-9)

| Date | W/L | Score | Opponents | Att. | Scoring | TD | Ru | Pa | Rt | PAT | FG | S | Pts | |
|-------|-----|-------|----------------|--------|-----------|----|----|----|----|-------|-------|-----|-----|----|
| 09/18 | L | 29-14 | Baltimore | 58,991 | Largent | 10 | 0 | 10 | 0 | 0 | 0 | 0 | 60 | |
| 09/25 | L | 42-20 | at Cincinnati | 45,579 | Leypoldt | 0 | 0 | 0 | 0 | 33-37 | 9-18 | 0 | 60 | |
| 10/02 | L | 24-13 | Denver | 53,108 | Sims | 8 | 5 | 3 | 0 | 0 | 0 | 0 | 48 | |
| 10/09 | L | 31-0 | at New England | 45,929 | Smith | 6 | 4 | 2 | 0 | 0 | 0 | 0 | 36 | |
| 10/16 | W | 30-23 | Tampa Bay | 54,783 | Testerman | 5 | 1 | 4 | 0 | 0 | 0 | 0 | 30 | |
| 10/23 | L | 31-13 | at Miami | 29,855 | SEA | 37 | 12 | 23 | 2 | 33-37 | 9-18 | 0 | 282 | |
| 10/30 | W | 56-17 | Buffalo | 61,180 | OPP | 43 | 21 | 19 | 3 | 42-43 | 23-31 | 0 | 373 | |
| 11/06 | L | 44-7 | at Oakland | 50,929 | | | | | | | | | | |
| 11/13 | W | 17-0 | at N.Y. Jets | 43,973 | Rushing | | | | | Att | Yds | Avg | LG | TD |
| 11/20 | L | 22-10 | Houston | 61,519 | Smith | | | | | 163 | 763 | 4.7 | 39 | 4 |
| 11/27 | L | 30-28 | San Diego | 55,338 | Testerman | | | | | 119 | 459 | 3.8 | 20 | 1 |
| 12/04 | L | 30-20 | at Pittsburgh | 45,429 | Sims | | | | | 99 | 369 | 3.7 | 17 | 5 |
| 12/11 | W | 34-31 | at Kansas City | 22,562 | Hunter | | | | | 32 | 179 | 5.5 | 20 | 1 |
| 12/18 | W | 20-19 | Cleveland | 61,583 | Zorn | | | | | 25 | 141 | 5.6 | 15 | 1 |

Team Statistics

| | Sea | Opp | | | | | | | | | | | | |
|---------------------|---------|---------|--|--|--|--|--|--|--|--|--|--|--|--|
| TOTAL FIRST DOWNS | 251 | 295 | | | | | | | | | | | | |
| Rushing | 116 | 152 | | | | | | | | | | | | |
| Passing | 116 | 125 | | | | | | | | | | | | |
| Penalty | 19 | 18 | | | | | | | | | | | | |
| 3rd Down: Made/Att. | 72/187 | 86/206 | | | | | | | | | | | | |
| 3rd Down Pct. | 38.5 | 42.7 | | | | | | | | | | | | |
| 4th Down: Made/Att. | 6/16 | 9/14 | | | | | | | | | | | | |
| 4th Down Pct. | 37.8 | 64.3 | | | | | | | | | | | | |
| TOTAL NET YARDS | 4292 | 4818 | | | | | | | | | | | | |
| Avg. Per Game | 306.5 | 344.1 | | | | | | | | | | | | |
| Total Plays | 869 | 963 | | | | | | | | | | | | |
| Avg. Per Play | 4.9 | 5.0 | | | | | | | | | | | | |
| NET YARDS RUSHING | 1964 | 2485 | | | | | | | | | | | | |
| Avg. Per Game | 140.2 | 177.5 | | | | | | | | | | | | |
| Total Rushes | 461 | 596 | | | | | | | | | | | | |
| NET YARDS PASSING | 2328 | 2333 | | | | | | | | | | | | |
| Avg. Per Game | 166.2 | 166.6 | | | | | | | | | | | | |
| Sacked/Yards Lost | 21/131 | 18/131 | | | | | | | | | | | | |
| Gross Yards | 2459 | 2464 | | | | | | | | | | | | |
| Att./Completions | 387/175 | 349/196 | | | | | | | | | | | | |
| Completion Pct. | 45.2 | 56.1 | | | | | | | | | | | | |
| Had Intercepted | 32 | 25 | | | | | | | | | | | | |
| PUNTS/AVERAGE | 64/37.9 | 54/35.9 | | | | | | | | | | | | |
| NET PUNTING AVG. | 30.9 | 30.8 | | | | | | | | | | | | |
| PENALTIES/YARDS | 76/666 | 96/794 | | | | | | | | | | | | |
| FUMBLES/BALL LOST | 26/13 | 20/11 | | | | | | | | | | | | |
| TOUCHDOWNS | 37 | 43 | | | | | | | | | | | | |
| Rushing | 12 | 21 | | | | | | | | | | | | |
| Passing | 23 | 19 | | | | | | | | | | | | |
| Returns | 2 | 3 | | | | | | | | | | | | |
| TOTAL POINTS | 282 | 373 | | | | | | | | | | | | |

By Quarters

| | 1 | 2 | 3 | 4 | OT | Tot |
|-----|-----|-----|----|-----|----|-----|
| SEA | 52 | 106 | 57 | 67 | 0 | 282 |
| OPP | 101 | 105 | 65 | 102 | 0 | 373 |

| Passing | Att | Cmp | Yds | Cmp% | Yds/Att | TD | TD% | Int | Int% | LG | Sacked | Rating |
|---------|-----|-----|------|------|---------|----|-----|-----|------|----|--------|--------|
| Zorn | 251 | 104 | 1683 | 41.4 | 6.60 | 16 | 6.3 | 19 | 7.5 | 82 | 12/51 | 54.2 |
| Myer | 130 | 70 | 729 | 53.8 | 5.60 | 6 | 4.6 | 12 | 9.2 | 45 | 9/80 | 47.6 |
| SEA | 387 | 175 | 2459 | 45.2 | 6.35 | 23 | 5.9 | 32 | 8.2 | 82 | 21/131 | 51.7 |
| OPP | 349 | 196 | 2465 | 56.1 | 7.06 | 19 | 5.4 | 25 | 7.1 | 67 | 18/131 | 66.6 |

| Punting | No | Yds | Avg | Net | TB | I20 | LG | B |
|---------|----|------|------|------|----|-----|----|---|
| Weaver | 58 | 2293 | 39.5 | 31.8 | 4 | 10 | 59 | 1 |
| Engles | 4 | 137 | 34.3 | 25.3 | 0 | 0 | 41 | 1 |
| SEA | 64 | 2430 | 37.9 | 30.6 | 4 | 10 | 59 | 2 |
| OPP | 54 | 1942 | 35.9 | 30.8 | 3 | 11 | 61 | 2 |

| Field Goals | 1-19 | 20-29 | 30-39 | 40-49 | 50+ |
|-------------|------|-------|-------|-------|-----|
| Leypoldt | 1-2 | 2-3 | 2-4 | 3-4 | 1-5 |
| SEA | 1-2 | 2-3 | 2-4 | 3-4 | 1-5 |
| OPP | 0-0 | 9-10 | 10-12 | 4-9 | 0-0 |

Leypoldt:(19B) (52S,32,42) (52S) (—)
 (43,21R,37B) (19,41) (—) (—) (33R, 43L,50R,33)
 (51) (—) (20,27) (—) (51S)
 Opp: (45R,38,42) (—) (36) (36,26R) (40,37,20)
 (39L,41) (25) (35,39,37) (46R) (31B,46B,27,37)
 (40,26,39) (22,28,43) (49L,23,45L) (24,38)

DEFENSIVE STATISTICS

| Player | T | S | A | Sac | PD | FF | FR |
|----------|-----|-----|----|-----|----|----|----|
| Beeson | 136 | 110 | 26 | 1.0 | 5 | 0 | 1 |
| Beamon | 128 | 82 | 36 | 0.0 | 8 | 1 | 0 |
| Green | 98 | 57 | 41 | 0.0 | 5 | 1 | 0 |
| Preece | 96 | 61 | 35 | 0.0 | 5 | 1 | 1 |
| McMillan | 80 | 63 | 17 | 0.0 | 15 | 0 | 3 |
| Lurtsema | 79 | 46 | 33 | 2.0 | 0 | 0 | 0 |

Record (Finish): 5-9 (4th, AFC West). Set record for wins by 2nd year expansion team.

Head Coach: Jack Patera (7-21, .250)

Assistants: Sam Boghosian (Off. Coord./OL), Bob Hollway (Def. Coord./DBs), Earl Leggett (DL), Andy MacDonald (RBs), Larry Peccatiello (LBs), Jerry Rhome (QB/WRs/TEs)

Captains: T Norm Evans (Off.), S Eddie McMillan (Def.), S Steve Preece (Sp. Teams)

MVP: WR Steve Largent

Pro Bowl: None

National Honors: None

All-NFL: None

OFFENSE

| Pos. | | Starts |
|------|----------------|--------|
| WR | Duke Fergerson | 8 |
| | Sam McCullum | 3 |
| | Steve Raible | 3 |
| LT | Nick Bebout | 12 |
| LG | Gordon Jolley | 11 |
| C | Art Kuehn | 14 |
| RG | Ron Coder | 14 |
| RT | Norm Evans | 13 |
| TE | Ron Howard | 12 |
| WR | Steve Largent | 14 |
| QB | Jim Zorn | 10 |
| | Steve Myer | 4 |
| RB | Sherman Smith | 13 |
| FB | Don Testerman | 13 |

DEFENSE

| | | |
|-----|----------------|----|
| LE | Richard Harris | 14 |
| LT | Ron East | 14 |
| RT | Bob Lurtsema | 9 |
| | *Dennis Boyd | 5 |
| RE | Alden Roche | 9 |
| LLB | Sammy Green | 14 |
| MLB | *Terry Beeson | 13 |
| RLB | Ken Geddes | 14 |
| LCB | Eddie McMillan | 4 |
| RCB | Dave Brown | 14 |
| SS | Autry Beamon | 9 |
| | Don Dufek | 5 |
| FS | Steve Preece | 14 |

SPECIAL TEAMS

| | | |
|---|---------------|----|
| K | John Leypoldt | 14 |
| P | Herman Weaver | 13 |
| | Rick Engles | 1 |

*Rookie or first-year player

AFC

| EASTERN | W | L | T | Pct. | Pts. | Opp. |
|-------------|----|----|---|------|------|------|
| Baltimore | 10 | 4 | 0 | .714 | 295 | 221 |
| Miami | 10 | 4 | 0 | .714 | 313 | 197 |
| New England | 9 | 5 | 0 | .643 | 278 | 217 |
| N.Y. Jets | 3 | 11 | 0 | .214 | 191 | 300 |
| Buffalo | 3 | 11 | 0 | .214 | 160 | 313 |

| CENTRAL | W | L | T | Pct. | Pts. | Opp. |
|------------|---|---|---|------|------|------|
| Pittsburgh | 9 | 5 | 0 | .643 | 283 | 243 |
| Houston | 8 | 6 | 0 | .571 | 299 | 230 |
| Cincinnati | 8 | 6 | 0 | .571 | 238 | 235 |
| Cleveland | 6 | 8 | 0 | .429 | 269 | 267 |

| WESTERN | W | L | T | Pct. | Pts. | Opp. |
|-------------|----|----|---|------|------|------|
| Denver | 12 | 2 | 0 | .857 | 274 | 148 |
| Oakland* | 11 | 3 | 0 | .786 | 351 | 230 |
| San Diego | 7 | 7 | 0 | .500 | 222 | 205 |
| Seattle | 5 | 9 | 0 | .357 | 282 | 373 |
| Kansas City | 2 | 12 | 0 | .143 | 225 | 349 |

*= Wild Card team

NFC

| EASTERN | W | L | T | Pct. | Pts. | Opp. |
|--------------|----|---|---|------|------|------|
| Dallas | 12 | 2 | 0 | .857 | 345 | 212 |
| Washington | 9 | 5 | 0 | .643 | 196 | 189 |
| St. Louis | 7 | 7 | 0 | .500 | 272 | 287 |
| Philadelphia | 5 | 9 | 0 | .357 | 220 | 207 |
| N.Y. Giants | 5 | 9 | 0 | .357 | 181 | 265 |

| CENTRAL | W | L | T | Pct. | Pts. | Opp. |
|-----------|---|----|---|------|------|------|
| Minnesota | 9 | 5 | 0 | .643 | 231 | 227 |
| Chicago* | 9 | 5 | 0 | .643 | 255 | 253 |
| Detroit | 6 | 8 | 0 | .429 | 183 | 252 |
| Green Bay | 4 | 10 | 0 | .286 | 134 | 219 |
| Tampa Bay | 2 | 12 | 0 | .143 | 103 | 223 |

| WESTERN | W | L | T | Pct. | Pts. | Opp. |
|---------------|----|----|---|------|------|------|
| Los Angeles | 10 | 4 | 0 | .714 | 302 | 146 |
| Atlanta | 7 | 7 | 0 | .500 | 179 | 129 |
| San Francisco | 5 | 9 | 0 | .357 | 220 | 260 |
| New Orleans | 3 | 11 | 0 | .214 | 232 | 336 |

1978 REVIEW (9-7)

| Date | W/L | Score | Opponents | Att | By Quarters | 1 | 2 | 3 | 4 | OT | Tot | | |
|-------|-----|-------|--------------------|--------|-------------|----|-----|------|-----|-------|-------|---|-----|
| 09/03 | L | 24-20 | San Diego | 55,778 | SEA | 85 | 115 | 50 | 95 | 0 | 345 | | |
| 09/10 | L | 21-10 | at Pittsburgh | 48,277 | OPP | 68 | 114 | 79 | 94 | 3 | 358 | | |
| 09/17 | W | 24-17 | at N.Y. Jets | 46,911 | | | | | | | | | |
| 09/24 | W | 28-16 | Detroit | 56,781 | Scoring | TD | Ru | Pa | Rt | PAT | FG | S | Pts |
| 10/01 | L | 28-7 | at Denver | 74,989 | Sims | 15 | 14 | 1 | 0 | 0 | 0 | 0 | 90 |
| 10/08 | W | 29-28 | Minnesota | 62,031 | Herrera | 0 | 0 | 0 | 0 | 40-44 | 13-21 | 0 | 79 |
| 10/15 | L | 45-28 | at Green Bay (Mil) | 52,712 | Largent | 8 | 0 | 8 | 0 | 0 | 0 | 0 | 48 |
| 10/22 | W | 27-7 | Oakland | 62,529 | Smith | 7 | 6 | 1 | 0 | 0 | 0 | 0 | 42 |
| 10/29 | L | 20-17 | Denver (OT) | 62,948 | Zorn | 6 | 6 | 0 | 0 | 0 | 0 | 0 | 36 |
| 11/05 | W | 31-29 | at Chicago | 50,697 | SEA | 44 | 28 | 15 | 1 | 40-44 | 13-21 | 1 | 345 |
| 11/12 | L | 17-14 | Baltimore | 61,905 | OPP | 43 | 20 | 21 | 2 | 41-43 | 19-27 | 1 | 358 |
| 11/19 | W | 13-10 | at Kansas City | 35,252 | | | | | | | | | |
| 11/26 | W | 17-16 | at Oakland | 52,978 | Rushing | | Att | Yds | Avg | LG | TD | | |
| 12/03 | W | 47-24 | Cleveland | 62,262 | Smith | | 165 | 805 | 4.9 | 67 | 6 | | |
| 12/10 | L | 37-10 | at San Diego | 49,975 | Sims | | 174 | 752 | 4.3 | 44 | 14 | | |
| 12/17 | W | 23-19 | Kansas City | 58,490 | Hunter | | 105 | 348 | 3.3 | 55 | 2 | | |
| | | | | | Zorn | | 59 | 290 | 4.9 | 23 | 6 | | |
| | | | | | SEA | | 561 | 2394 | 4.3 | 67 | 28 | | |
| | | | | | OPP | | 551 | 2517 | 4.6 | 62 | 20 | | |

Team Statistics

| | Sea | Opp | | | | | | | | | | | |
|---------------------|---------|---------|--|--|--|--|--|--|--|--|--|--|--|
| TOTAL FIRST DOWNS | 345 | 331 | | | | | | | | | | | |
| Rushing | 150 | 153 | | | | | | | | | | | |
| Passing | 156 | 160 | | | | | | | | | | | |
| Penalty | 39 | 18 | | | | | | | | | | | |
| 3rd Down: Made/Att. | 98/235 | 88/216 | | | | | | | | | | | |
| 3rd Down Pct. | 41.7 | 40.7 | | | | | | | | | | | |
| 4th Down: Made/Att. | 20/31 | 8/14 | | | | | | | | | | | |
| 4th Down Pct. | 54.5 | 57.1 | | | | | | | | | | | |
| TOTAL NET YARDS | 5511 | 5522 | | | | | | | | | | | |
| Avg. Per Game | 344.4 | 345.1 | | | | | | | | | | | |
| Total Plays | 1072 | 1036 | | | | | | | | | | | |
| Avg. Per Play | 5.1 | 5.3 | | | | | | | | | | | |
| NET YARDS RUSHING | 2394 | 2517 | | | | | | | | | | | |
| Avg. Per Game | 149.6 | 157.3 | | | | | | | | | | | |
| Total Rushes | 561 | 551 | | | | | | | | | | | |
| NET YARDS PASSING | 3117 | 3005 | | | | | | | | | | | |
| Avg. Per Game | 194.8 | 187.8 | | | | | | | | | | | |
| Sacked/Yards Lost | 44/284 | 25/220 | | | | | | | | | | | |
| Gross Yards | 3401 | 3225 | | | | | | | | | | | |
| Att./Completions | 467/261 | 460/263 | | | | | | | | | | | |
| Completion Pct. | 55.9 | 57.2 | | | | | | | | | | | |
| Had Intercepted | 22 | 22 | | | | | | | | | | | |
| PUNTS/AVERAGE | 69/36.9 | 66/38.0 | | | | | | | | | | | |
| NET PUNTING AVG. | 29.9 | 31.0 | | | | | | | | | | | |
| PENALTIES/YARDS | 94/789 | 125/997 | | | | | | | | | | | |
| FUMBLES/BALL LOST | 36/19 | 34/17 | | | | | | | | | | | |
| TOUCHDOWNS | 44 | 43 | | | | | | | | | | | |
| Rushing | 28 | 20 | | | | | | | | | | | |
| Passing | 15 | 21 | | | | | | | | | | | |
| Returns | 1 | 2 | | | | | | | | | | | |
| TOTAL POINTS | 345 | 358 | | | | | | | | | | | |

Receiving

| | No | Yds | Avg | LG | TD |
|----------|-----|------|------|----|----|
| Largent | 71 | 1168 | 16.5 | 57 | 8 |
| McCullum | 37 | 525 | 14.2 | 44 | 3 |
| Sims | 30 | 195 | 6.5 | 25 | 1 |
| Smith | 28 | 366 | 13.1 | 64 | 1 |
| Raible | 22 | 316 | 14.4 | 38 | 1 |
| SEA | 261 | 3401 | 13.0 | 64 | 15 |
| OPP | 263 | 3225 | 12.3 | 55 | 21 |

Interceptions

| | No | Yds | Avg | LG | TD |
|---------|----|-----|------|----|----|
| Webster | 5 | 9 | 1.8 | 4 | 0 |
| Harris | 4 | 65 | 16.3 | 28 | 0 |
| Beamon | 4 | 17 | 4.3 | 15 | 0 |
| Brown | 3 | 44 | 14.7 | 44 | 0 |
| SEA | 22 | 193 | 8.8 | 44 | 1 |
| OPP | 22 | 300 | 13.6 | 52 | 1 |

Punting

| | No | Yds | Avg | Net | TB | I20 | LG | B |
|--------|----|------|------|------|----|-----|----|---|
| Weaver | 66 | 2440 | 37.0 | 29.5 | 6 | 13 | 59 | 0 |
| SEA | 69 | 2543 | 36.9 | 29.9 | 6 | 15 | 59 | 0 |
| OPP | 66 | 2507 | 38.0 | 31.0 | 6 | 16 | 67 | 1 |

Punt Returns

| | No | FC | Yds | Avg | LG | TD |
|----------|----|----|-----|------|----|----|
| Crawford | 34 | 4 | 284 | 8.4 | 22 | 0 |
| SEA | 40 | 5 | 342 | 8.6 | 42 | 0 |
| OPP | 36 | 9 | 363 | 10.1 | 24 | 0 |

Passing

| | Att | Cmp | Yds | Cmp% | Yds/Att | TD | TD% | Int | Int% | LG | Sacked | Rating |
|------|-----|-----|------|------|---------|----|-----|-----|------|----|--------|--------|
| Zorn | 443 | 248 | 3283 | 56.0 | 7.41 | 15 | 3.4 | 20 | 4.5 | 64 | 44/284 | 72.2 |
| Myer | 22 | 11 | 94 | 50.0 | 4.27 | 0 | 0.0 | 2 | 9.1 | 17 | 0/0 | ---- |
| SEA | 467 | 261 | 3401 | 55.9 | 7.28 | 15 | 3.2 | 22 | 4.7 | 64 | 44/284 | 70.0 |
| OPP | 460 | 263 | 3225 | 57.2 | 7.01 | 21 | 4.6 | 22 | 4.8 | 55 | 25/220 | 74.3 |

| Kickoff Returns | No | Yds | Avg | LG | TD |
|-----------------|----|------|------|----|----|
| Hunter | 16 | 385 | 24.1 | 38 | 0 |
| Crawford | 35 | 829 | 23.7 | 36 | 0 |
| SEA | 67 | 1510 | 22.5 | 38 | 0 |
| OPP | 66 | 1328 | 20.1 | 95 | 1 |

| Field Goals | 1-19 | 20-29 | 30-30 | 40-49 | 50+ |
|-------------|------|-------|-------|-------|-----|
| Herrera | 2-2 | 1-1 | 5-7 | 5-10 | 0-1 |
| SEA | 2-2 | 1-1 | 5-7 | 5-10 | 0-1 |
| OPP | 2-2 | 7-7 | 8-10 | 2-5 | 0-3 |

DEFENSIVE STATISTICS

| Player | T | S | A | Sac | PD | FF | FR |
|---------|-----|-----|----|-----|----|----|----|
| Beeson | 153 | 107 | 46 | 0.0 | 4 | 0 | 0 |
| Butler | 122 | 83 | 39 | 2.0 | 13 | 0 | 2 |
| Green | 115 | 79 | 36 | 0.0 | 2 | 0 | 1 |
| Webster | 113 | 85 | 28 | 0.0 | 33 | 0 | 1 |
| Harris | 113 | 72 | 41 | 2.0 | 15 | 1 | 0 |

Record (Finish): 9-7 (T2nd, AFC West).

Head Coach: Jack Patera (16-28, .364)

Assistants: Jack Christensen (DBs), Andy MacDonald (RBs), Jim Mora (DL), Howard Mudd (OL), Larry Peccatiello (Def. Coach/LBs), Jerry Rhome (Off. Coach/QBs/WRs/TEs)

Captains: T Norm Evans & WR Steve Largent (Off.), DT Dennis Boyd (Def.), S Autry Beamon (Sp. Teams)

MVP: QB Jim Zorn

Pro Bowl: WR Steve Largent (1)

National Honors: Jack Patera (Coach of the Year), GM John Thompson (Exec. of the Year)

First-Team All-NFL: QB Jim Zorn (NEA)

OFFENSE

| Pos. | | Starts |
|------|----------------|--------|
| WR | Sam McCullum | 16 |
| LT | Nick Bebout | 16 |
| LG | Tom Lynch | 16 |
| C | John Yarno | 13 |
| RG | Bob Newton | 16 |
| RT | Steve August | 14 |
| TE | Ron Howard | 11 |
| | John Sawyer | 5 |
| WR | Steve Largent | 16 |
| QB | Jim Zorn | 16 |
| FB | David Sims | 9 |
| | Don Testerman | 5 |
| RB | +Sherman Smith | 11 |
| | Al Hunter | 6 |

DEFENSE

| | | |
|-----|-----------------|----|
| LE | Ernie Price | 11 |
| | Bill Sandifer | 5 |
| LT | Dennis Boyd | 16 |
| RT | Bill Sandifer | 8 |
| | Steve Niehaus | 6 |
| RE | Bill Gregory | 14 |
| LLB | Sammy Green | 16 |
| MLB | Terry Beeson | 16 |
| RLB | *Keith Butler | 14 |
| LCB | Cornell Webster | 14 |
| | *Keith Simpson | 2 |
| RCB | Dave Brown | 16 |
| SS | Autry Beamon | 16 |
| FS | *John Harris | 16 |

SPECIAL TEAMS

| | | |
|---|---------------|----|
| K | Efren Herrera | 16 |
| P | Herman Weaver | 16 |

*Rookie or first-year player

+Started 1 game at fullback

AFC

| EASTERN | W | L | T | Pct. | Pts. | Opp. |
|-------------|----|----|---|------|------|------|
| New England | 11 | 5 | 0 | .688 | 358 | 286 |
| Miami* | 11 | 5 | 0 | .688 | 372 | 254 |
| N.Y. Jets | 8 | 8 | 0 | .500 | 359 | 364 |
| Buffalo | 5 | 11 | 0 | .313 | 302 | 354 |
| Baltimore | 5 | 11 | 0 | .313 | 249 | 425 |

| CENTRAL | W | L | T | Pct. | Pts. | Opp. |
|------------|----|----|---|------|------|------|
| Pittsburgh | 14 | 2 | 0 | .875 | 356 | 195 |
| Houston* | 10 | 6 | 0 | .625 | 283 | 298 |
| Cleveland | 8 | 8 | 0 | .500 | 334 | 356 |
| Cincinnati | 4 | 12 | 0 | .250 | 252 | 284 |

| WESTERN | W | L | T | Pct. | Pts. | Opp. |
|-------------|----|----|---|------|------|------|
| Denver | 10 | 6 | 0 | .625 | 282 | 198 |
| Seattle | 9 | 7 | 0 | .563 | 345 | 358 |
| Oakland | 9 | 7 | 0 | .563 | 311 | 283 |
| San Diego | 9 | 7 | 0 | .563 | 355 | 309 |
| Kansas City | 4 | 12 | 0 | .250 | 243 | 327 |

*=Wild Card team

NFC

| EASTERN | W | L | T | Pct. | Pts. | Opp. |
|---------------|----|----|---|------|------|------|
| Dallas | 12 | 4 | 0 | .750 | 384 | 208 |
| Philadelphia* | 9 | 7 | 0 | .563 | 270 | 250 |
| Washington | 8 | 8 | 0 | .500 | 273 | 283 |
| St. Louis | 6 | 10 | 0 | .375 | 248 | 296 |
| N.Y. Giants | 6 | 10 | 0 | .375 | 264 | 298 |

| CENTRAL | W | L | T | Pct. | Pts. | Opp. |
|-----------|---|----|---|------|------|------|
| Minnesota | 8 | 7 | 1 | .531 | 294 | 306 |
| Green Bay | 8 | 7 | 1 | .531 | 249 | 269 |
| Detroit | 7 | 9 | 0 | .438 | 290 | 300 |
| Chicago | 7 | 9 | 0 | .438 | 253 | 274 |
| Tampa Bay | 5 | 11 | 0 | .313 | 241 | 259 |

| WESTERN | W | L | T | Pct. | Pts. | Opp. |
|---------------|----|----|---|------|------|------|
| Los Angeles | 12 | 4 | 0 | .750 | 316 | 245 |
| Atlanta* | 9 | 7 | 0 | .563 | 240 | 290 |
| New Orleans | 7 | 9 | 0 | .438 | 281 | 198 |
| San Francisco | 2 | 14 | 0 | .125 | 219 | 350 |

1979 REVIEW (9-7)

| Date | W/L | Score | Opponents | Att | Scoring | TD | Ru | Pa | Rt | PAT | FG | S | Pts |
|-------|-----|-------|------------------|--------|----------------|----|----|----|----|------------|------------|------------|---------------------|
| 09/02 | L | 33-16 | San Diego | 62,287 | Herrera | 0 | 0 | 0 | 0 | 43-46 | 19-23 | 0 | 100 |
| 09/09 | L | 19-10 | at Miami | 56,233 | Smith | 15 | 11 | 4 | 0 | 0 | 0 | 0 | 90 |
| 09/16 | W | 27-10 | Oakland | 61,602 | Doornink | 9 | 8 | 1 | 0 | 0 | 0 | 0 | 54 |
| 09/23 | L | 37-34 | at Denver | 74,879 | Largent | 9 | 0 | 9 | 0 | 0 | 0 | 0 | 54 |
| 09/30 | L | 24-6 | Kansas City | 61,169 | McCullum | 4 | 0 | 4 | 0 | 0 | 0 | 0 | 24 |
| 10/07 | W | 35-24 | at San Francisco | 44,592 | SEA | 46 | 24 | 20 | 2 | 43-46 | 19-23 | 1 | 378 |
| 10/14 | L | 20-10 | at San Diego | 50,077 | OPP | 46 | 23 | 21 | 2 | 42-46 | 18-29 | 0 | 372 |
| 10/21 | W | 34-14 | Houston | 60,705 | | | | | | | | | |
| 10/29 | W | 31-28 | at Atlanta | 52,566 | Rushing | | | | | Att | Yds | Avg | LG TD |
| 11/04 | L | 24-0 | L.A. Rams | 62,048 | Smith | | | | | 194 | 775 | 4.0 | 31 11 |
| 11/11 | W | 29-24 | at Cleveland | 72,440 | Doornink | | | | | 152 | 500 | 3.3 | 26 8 |
| 11/18 | W | 38-24 | New Orleans | 60,055 | Zorn | | | | | 46 | 279 | 6.1 | 41 2 |
| 11/26 | W | 30-7 | N.Y. Jets | 59,977 | Hunter | | | | | 34 | 174 | 5.1 | 67 1 |
| 12/02 | L | 37-21 | at Kansas City | 42,160 | Moore | | | | | 44 | 168 | 3.8 | 18 2 |
| 12/08 | W | 28-23 | Denver | 60,038 | SEA | | | | | 500 | 1967 | 3.9 | 67 24 |
| 12/16 | W | 29-24 | at Oakland | 53,177 | OPP | | | | | 533 | 2375 | 4.5 | 84 23 |

| Team Statistics | | | | Sea | Opp | | | | | | | | | | |
|---------------------|--|--|--|---------|----------|-----------------|-----|------|------|------|----|------|------|----|---|
| TOTAL FIRST DOWNS | | | | 315 | 350 | Receiving | No | Yds | Avg | LG | TD | | | | |
| Rushing | | | | 121 | 146 | Largent | 66 | 1237 | 18.7 | 55 | 9 | | | | |
| Passing | | | | 171 | 171 | Doornink | 54 | 432 | 8.0 | 41 | 1 | | | | |
| Penalty | | | | 23 | 33 | Smith | 48 | 499 | 10.4 | 35 | 4 | | | | |
| 3rd Down: Made/Att. | | | | 104/243 | 88/224 | McCullum | 46 | 739 | 16.1 | 65 | 4 | | | | |
| 3rd Down Pct. | | | | 42.8 | 39.3 | Peets | 25 | 293 | 11.7 | 28 | 1 | | | | |
| 4th Down: Made/Att. | | | | 14/23 | 13/21 | Raible | 20 | 252 | 12.6 | 41 | 1 | | | | |
| 4th Down Pct. | | | | 60.7 | 61.9 | Moore | 14 | 128 | 9.1 | 24 | 0 | | | | |
| TOTAL NET YARDS | | | | 5557 | 5834 | SEA | 292 | 3791 | 13.0 | 65 | 20 | | | | |
| Avg. Per Game | | | | 347.3 | 364.6 | OPP | 317 | 3739 | 11.8 | 51 | 21 | | | | |
| Total Plays | | | | 1046 | 1078 | | | | | | | | | | |
| Avg. Per Play | | | | 5.3 | 5.4 | Interceptions | No | Yds | Avg | LG | TD | | | | |
| NET YARDS RUSHING | | | | 1967 | 2375 | Brown | 6 | 46 | 9.2 | 23 | 0 | | | | |
| Avg. Per Game | | | | 122.9 | 148.4 | Simpson | 4 | 72 | 18.0 | 41 | 0 | | | | |
| Total Rushes | | | | 500 | 533 | Harris | 2 | 30 | 15.0 | 25 | 0 | | | | |
| NET YARDS PASSING | | | | 3590 | 3459 | SEA | 17 | 284 | 16.7 | 91 | 1 | | | | |
| Avg. Per Game | | | | 224.4 | 216.2 | OPP | 18 | 185 | 10.3 | 34 | 1 | | | | |
| Sacked/Yards Lost | | | | 23/201 | 37/280 | | | | | | | | | | |
| Gross Yards | | | | 3791 | 3739 | Punting | No | Yds | Avg | Net | TB | I20 | LG | B | |
| Att./Completions | | | | 523/292 | 508/317 | Weaver | 66 | 2651 | 40.2 | 33.4 | 3 | 11 | 60 | 3 | |
| Completion Pct. | | | | 55.8 | 62.4 | SEA | 70 | 2687 | 38.4 | 33.1 | 4 | 11 | 60 | 3 | |
| Had Intercepted | | | | 18 | 17 | OPP | 69 | 2616 | 37.9 | 31.5 | 8 | 14 | 64 | 1 | |
| PUNTS/AVERAGE | | | | 70/38.4 | 69/37.9 | | | | | | | | | | |
| NET PUNTING AVG. | | | | 33.1 | 31.5 | Punt Returns | No | FC | Yds | Avg | LG | TD | | | |
| PENALTIES/YARDS | | | | 104/903 | 117/1045 | T. Green | 16 | 3 | 121 | 7.6 | 30 | 0 | | | |
| FUMBLES/BALL LOST | | | | 31/18 | 39/16 | Moore | 10 | 1 | 90 | 9.0 | 29 | 0 | | | |
| TOUCHDOWNS | | | | 46 | 46 | SEA | 34 | 6 | 281 | 8.3 | 30 | 0 | | | |
| Rushing | | | | 24 | 23 | OPP | 42 | 12 | 289 | 6.9 | 27 | 0 | | | |
| Passing | | | | 20 | 21 | | | | | | | | | | |
| Returns | | | | 2 | 2 | Kickoff Returns | No | Yds | Avg | LG | TD | | | | |
| TOTAL POINTS | | | | 378 | 372 | T. Green | 20 | 437 | 21.9 | 31 | 0 | | | | |
| | | | | | | Moore | 31 | 641 | 20.7 | 39 | 0 | | | | |
| By Quarters | | | | 1 | 2 | 3 | 4 | OT | Tot | SEA | 70 | 1444 | 20.6 | 39 | 0 |
| SEA | | | | 78 | 114 | 87 | 99 | -- | 378 | OPP | 70 | 1238 | 17.7 | 41 | 0 |
| OPP | | | | 63 | 116 | 84 | 109 | -- | 372 | | | | | | |

| By Quarters | | | | 1 | 2 | 3 | 4 | OT | Tot | | | | |
|-------------|--|--|--|----|-----|----|-----|----|-----|--|--|--|--|
| SEA | | | | 78 | 114 | 87 | 99 | -- | 378 | | | | |
| OPP | | | | 63 | 116 | 84 | 109 | -- | 372 | | | | |

| Passing | Att | Cmp | Yds | Cmp% | Yds/Att | TD | TD% | Int | Int% | LG | Sacked | Rating |
|---------|-----|-----|------|------|---------|----|-----|-----|------|----|--------|--------|
| Zorn | 505 | 285 | 3661 | 56.4 | 7.25 | 20 | 4.0 | 18 | 3.6 | 65 | 23/201 | 77.6 |
| SEA | 523 | 292 | 3791 | 55.8 | 7.25 | 20 | 3.8 | 18 | 3.4 | 65 | 23/201 | 76.2 |
| OPP | 508 | 317 | 3739 | 62.4 | 7.36 | 21 | 4.1 | 17 | 3.3 | 51 | 37/280 | 84.6 |

| Field Goals | 1-19 | 20-29 | 30-39 | 40-49 | 50+ |
|-------------|------|-------|-------|-------|-----|
| Herrera | 1-1 | 7-8 | 5-6 | 6-7 | 0-1 |
| SEA | 1-1 | 7-8 | 5-6 | 6-7 | 0-1 |
| OPP | 0-0 | 10-11 | 6-9 | 2-8 | 0-1 |

Herrera: (34) (32,49R) (23B,46,20) (28,22,39B)

(38,53S,20) (—) (19) (48,30) (24) (—) (34) (27)

(49,42,45) (—) (—) (24,42)

OPP: (31,42,22,23) (36,31) (34L,50S,37) (27) (36)

(25) (40R,38L) (—) (25R) (40B,23) (28,44L)

(37S,40) (42L) (27,31,22) (41R,29) (20,43S)

DEFENSIVE STATISTICS

| Player | T | S | A | Sac | PD | FF | FR |
|---------|-----|----|----|-----|----|----|----|
| Beeson | 116 | 89 | 27 | 2.0 | 4 | 0 | 1 |
| Beamon | 112 | 75 | 37 | 0.0 | 14 | 1 | 2 |
| Jackson | 95 | 53 | 42 | 0.0 | 8 | 0 | 1 |
| Hardy | 87 | 67 | 20 | 3.5 | 1 | 1 | 0 |
| Butler | 88 | 56 | 32 | 2.0 | 9 | 0 | 2 |
| Simpson | 88 | 73 | 15 | 2.0 | 12 | 4 | 0 |

Record (Finish): 9-7 (T3rd, AFC West)

Head Coach: Jack Patera (25-35, .417)

Assistants: Jack Christensen (DBs), Andy MacDonald (RBs), Jim Mora (DL), Howard Mudd (OL), Larry Peccatiello (Def. Coach/LBs), Jerry Rhome (Off. Coach/QBs/WRs/TEs), Rusty Tillman (Sp. Teams)

Captains: WR Steve Largent (Off.), DE Dennis Boyd (Def.), S Autry Beamon (Sp. Teams)

MVP: WR Steve Largent

Pro Bowl: WR Steve Largent (2)

National Honors: None

All-NFL: WR Steve Largent (SI, N.Y. Daily News)

OFFENSE

| Pos. | | Starts |
|------|---------------|--------|
| WR | Sam McCullum | 16 |
| LT | Nick Bebout | 13 |
| LG | Tom Lynch | 16 |
| C | John Yarno | 16 |
| RG | Bob Newton | 11 |
| | Ron Coder | 5 |
| RT | Steve August | 16 |
| TE | Brian Peets | 14 |
| WR | Steve Largent | 15 |
| QB | Jim Zorn | 16 |
| RB | Sherman Smith | 15 |
| FB | Dan Doornink | 12 |
| | David Sims | 4 |

DEFENSE

| | | |
|-----|------------------|----|
| LE | Carl Eller | 8 |
| | Dennis Boyd | 4 |
| | Ernie Price | 4 |
| LT | *Robert Hardy | 16 |
| RT | *Manu Tuiasosopo | 16 |
| RE | Bill Gregory | 16 |
| LLB | Sammy Green | 9 |
| | Michael Jackson | 7 |
| MLB | Terry Beeson | 16 |
| RLB | Keith Butler | 14 |
| LCB | Cornell Webster | 14 |
| RCB | Dave Brown | 16 |
| SS | Keith Simpson | 11 |
| | Autry Beamon | 4 |
| FS | Autry Beamon | 9 |
| | John Harris | 6 |

SPECIAL TEAMS

| | | |
|---|---------------|----|
| K | Efren Herrera | 16 |
| P | Herman Weaver | 16 |

*Rookie or first-year player

AFC

| EASTERN | W | L | T | Pct. | Pts. | Opp. |
|-------------|----|----|---|------|------|------|
| Miami | 10 | 6 | 0 | .625 | 341 | 257 |
| New England | 9 | 7 | 0 | .563 | 411 | 326 |
| N.Y. Jets | 8 | 8 | 0 | .500 | 337 | 383 |
| Buffalo | 7 | 9 | 0 | .438 | 268 | 279 |
| Baltimore | 5 | 11 | 0 | .313 | 271 | 351 |

| CENTRAL | W | L | T | Pct. | Pts. | Opp. |
|------------|----|----|---|------|------|------|
| Pittsburgh | 12 | 4 | 0 | .750 | 416 | 262 |
| Houston* | 11 | 5 | 0 | .688 | 362 | 331 |
| Cleveland | 9 | 7 | 0 | .563 | 359 | 352 |
| Cincinnati | 4 | 12 | 0 | .250 | 337 | 421 |

| WESTERN | W | L | T | Pct. | Pts. | Opp. |
|-------------|----|---|---|------|------|------|
| San Diego | 12 | 4 | 0 | .750 | 411 | 246 |
| Denver* | 10 | 6 | 0 | .625 | 289 | 262 |
| Seattle | 9 | 7 | 0 | .563 | 378 | 372 |
| Oakland | 9 | 7 | 0 | .563 | 365 | 337 |
| Kansas City | 7 | 9 | 0 | .438 | 238 | 262 |

*= Wild Card team

NFC

| EASTERN | W | L | T | Pct. | Pts. | Opp. |
|---------------|----|----|---|------|------|------|
| Dallas | 11 | 5 | 0 | .688 | 371 | 313 |
| Philadelphia* | 11 | 5 | 0 | .688 | 339 | 282 |
| Washington | 10 | 6 | 0 | .625 | 348 | 295 |
| N.Y. Giants | 6 | 10 | 0 | .375 | 237 | 323 |
| St. Louis | 5 | 11 | 0 | .313 | 307 | 358 |

| CENTRAL | W | L | T | Pct. | Pts. | Opp. |
|-----------|----|----|---|------|------|------|
| Tampa Bay | 10 | 6 | 0 | .625 | 273 | 237 |
| Chicago* | 10 | 6 | 0 | .625 | 306 | 249 |
| Minnesota | 7 | 9 | 0 | .438 | 259 | 337 |
| Green Bay | 5 | 11 | 0 | .313 | 246 | 316 |
| Detroit | 2 | 14 | 0 | .125 | 219 | 365 |

| WESTERN | W | L | T | Pct. | Pts. | Opp. |
|---------------|---|----|---|------|------|------|
| Los Angeles | 9 | 7 | 0 | .563 | 323 | 309 |
| New Orleans | 8 | 8 | 0 | .500 | 370 | 360 |
| Atlanta | 6 | 10 | 0 | .375 | 300 | 388 |
| San Francisco | 2 | 14 | 0 | .125 | 308 | 416 |

1980 REVIEW (4-12)

| Date | W/L | Score | Opponents | Att | By Quarters | 1 | 2 | 3 | 4 | OT | Tot |
|-------|-----|-------|----------------|--------|-------------|----|-----|----|-----|-----|-----|
| 09/07 | L | 34-13 | San Diego | 62,042 | SEA | 25 | 95 | 50 | 121 | --- | 291 |
| 09/14 | W | 17-16 | at Kansas City | 42,403 | OPP | 48 | 139 | 77 | 144 | --- | 408 |
| 09/21 | L | 37-31 | New England | 61,035 | | | | | | | |
| 09/28 | W | 14-0 | at Washington | 53,263 | | | | | | | |
| 10/05 | W | 26-7 | at Houston | 46,860 | | | | | | | |
| 10/12 | L | 27-3 | Cleveland | 61,366 | | | | | | | |
| 10/19 | W | 27-17 | at N.Y. Jets | 52,496 | | | | | | | |
| 10/26 | L | 33-14 | at Oakland | 50,185 | | | | | | | |
| 11/02 | L | 27-20 | Philadelphia | 61,047 | | | | | | | |
| 11/09 | L | 31-30 | Kansas City | 58,976 | | | | | | | |
| 11/17 | L | 19-17 | Oakland | 60,480 | | | | | | | |
| 11/23 | L | 36-20 | at Denver | 73,274 | | | | | | | |
| 11/27 | L | 51-7 | at Dallas | 57,540 | | | | | | | |
| 12/07 | L | 27-21 | N.Y. Giants | 51,617 | | | | | | | |
| 12/13 | L | 21-14 | at San Diego | 49,980 | | | | | | | |
| 12/21 | L | 25-17 | Denver | 51,853 | | | | | | | |

| Team Statistics | | | Sea | Opp | | | | | | | |
|---------------------|--|--|---------|---------|--|--|--|--|--|--|--|
| TOTAL FIRST DOWNS | | | 302 | 301 | | | | | | | |
| Rushing | | | 114 | 129 | | | | | | | |
| Passing | | | 166 | 147 | | | | | | | |
| Penalty | | | 22 | 25 | | | | | | | |
| 3rd Down: Made/Att. | | | 85/230 | 110/235 | | | | | | | |
| 3rd Down Pct. | | | 37.0 | 46.8 | | | | | | | |
| 4th Down: Made/Att. | | | 10/15 | 13/14 | | | | | | | |
| 4th Down Pct. | | | 66.7 | 92.9 | | | | | | | |
| TOTAL NET YARDS | | | 4879 | 5177 | | | | | | | |
| Avg. Per Game | | | 304.9 | 323.6 | | | | | | | |
| Total Plays | | | 1024 | 1038 | | | | | | | |
| Avg. Per Play | | | 4.8 | 5.0 | | | | | | | |
| NET YARDS RUSHING | | | 1783 | 2067 | | | | | | | |
| Avg. Per Game | | | 111.4 | 129.2 | | | | | | | |
| Total Rushes | | | 456 | 550 | | | | | | | |
| NET YARDS PASSING | | | 3096 | 3110 | | | | | | | |
| Avg. Per Game | | | 193.5 | 194.4 | | | | | | | |
| Sacked/Yards Lost | | | 51/398 | 26/170 | | | | | | | |
| Gross Yards | | | 3494 | 3280 | | | | | | | |
| Att./Completions | | | 517/287 | 462/267 | | | | | | | |
| Completion Pct. | | | 55.5 | 57.8 | | | | | | | |
| Had Intercepted | | | 23 | 23 | | | | | | | |
| PUNTS/AVERAGE | | | 70/40.4 | 66/40.4 | | | | | | | |
| NET PUNTING AVG. | | | 31.6 | 34.6 | | | | | | | |
| PENALTIES/YARDS | | | 109/901 | 103/876 | | | | | | | |
| FUMBLES/BALL LOST | | | 38/15 | 33/11 | | | | | | | |
| TOUCHDOWNS | | | 33 | 47 | | | | | | | |
| Rushing | | | 13 | 17 | | | | | | | |
| Passing | | | 18 | 28 | | | | | | | |
| Returns | | | 2 | 2 | | | | | | | |
| TOTAL POINTS | | | 291 | 408 | | | | | | | |

| Scoring | TD | Ru | Pa | Rt | PAT | FG | S | Pts |
|------------|----|----|----|----|-------|-------|---|-----|
| Herrera | 0 | 0 | 0 | 0 | 33-33 | 20-31 | 0 | 93 |
| Jodat | 6 | 5 | 1 | 0 | 0 | 0 | 0 | 36 |
| Largent | 6 | 0 | 6 | 0 | 0 | 0 | 0 | 36 |
| McCullum | 6 | 0 | 6 | 0 | 0 | 0 | 0 | 36 |
| Doornink | 5 | 3 | 2 | 0 | 0 | 0 | 0 | 30 |
| McCutcheon | 4 | 3 | 1 | 0 | 0 | 0 | 0 | 24 |
| SEA | 33 | 13 | 18 | 2 | 33-33 | 20-31 | 0 | 291 |
| OPP | 47 | 17 | 28 | 2 | 45-47 | 25-33 | 3 | 408 |

| Rushing | Att | Yds | Avg | LG | TD |
|------------|-----|------|-----|----|----|
| Jodat | 155 | 632 | 4.1 | 26 | 5 |
| Doornink | 100 | 344 | 3.4 | 22 | 3 |
| Zorn | 44 | 214 | 4.9 | 25 | 1 |
| McCutcheon | 40 | 202 | 5.1 | 32 | 3 |
| Moore | 60 | 202 | 3.4 | 20 | 0 |
| SEA | 456 | 1783 | 3.9 | 32 | 13 |
| OPP | 550 | 2067 | 3.8 | 46 | 17 |

| Interceptions | No | Yds | Avg | LG | TD |
|---------------|----|-----|-----|----|----|
| Brown | 6 | 32 | 5.3 | 24 | 0 |
| Harris | 6 | 28 | 4.7 | 15 | 0 |
| Simpson | 3 | 15 | 5.0 | 10 | 0 |
| SEA | 23 | 95 | 4.1 | 24 | 0 |
| OPP | 23 | 170 | 7.4 | 25 | 2 |

| Receiving | No | Yds | Avg | LG | TD |
|-----------|-----|------|------|----|----|
| Largent | 66 | 1064 | 16.1 | 67 | 6 |
| McCullum | 62 | 874 | 14.1 | 58 | 5 |
| Sawyer | 36 | 410 | 11.4 | 32 | 0 |
| Doornink | 31 | 237 | 7.6 | 16 | 2 |
| Jodat | 26 | 190 | 7.3 | 14 | 1 |
| Moore | 25 | 231 | 9.2 | 34 | 0 |
| SEA | 287 | 3494 | 12.2 | 67 | 18 |
| OPP | 267 | 3280 | 12.3 | 68 | 28 |

| Punting | No | Yds | Avg | Net | TB | I20 | LG | B |
|---------|----|------|------|------|----|-----|----|---|
| Weaver | 67 | 2798 | 41.8 | 31.6 | 7 | 14 | 62 | 2 |
| SEA | 70 | 2827 | 40.4 | 31.6 | 7 | 15 | 62 | 2 |
| OPP | 66 | 2652 | 40.2 | 34.6 | 1 | 20 | 60 | 2 |

| Punt Returns | No | FC | Yds | Avg | LG | TD |
|--------------|----|----|-----|------|----|----|
| Lewis | 41 | 9 | 349 | 8.5 | 75 | 1 |
| SEA | 41 | 9 | 349 | 8.5 | 75 | 1 |
| OPP | 42 | 9 | 476 | 11.3 | 36 | 0 |

| Passing | Att | Cmp | Yds | Cmp% | Yds/Att | TD | TD% | Int | Int% | LG | Sacked | Rating |
|---------|-----|-----|------|------|---------|----|-----|-----|------|----|--------|--------|
| Zorn | 488 | 276 | 3346 | 53.3 | 6.86 | 17 | 3.5 | 20 | 4.1 | 67 | 44/341 | 72.4 |
| Adkins | 23 | 10 | 136 | 43.5 | 5.91 | 1 | 4.3 | 3 | 13.0 | 22 | 5/51 | ---- |
| Krieg | 2 | 0 | 0 | 0.0 | 0.00 | 0 | 0.0 | 0 | 0.0 | 0 | 1/6 | ---- |
| SEA | 517 | 287 | 3494 | 55.5 | 6.76 | 18 | 3.5 | 23 | 4.4 | 67 | 51/398 | 71.3 |
| OPP | 462 | 267 | 3280 | 57.8 | 7.10 | 28 | 6.1 | 23 | 5.0 | 68 | 26/170 | 79.3 |

| Kickoff Returns | No | Yds | Avg | LG | TD |
|-----------------|----|------|------|----|----|
| Lewis | 25 | 585 | 23.4 | 54 | 0 |
| Webster | 21 | 406 | 19.3 | 34 | 0 |
| SEA | 73 | 1489 | 20.4 | 54 | 0 |
| OPP | 64 | 1223 | 19.1 | 46 | 0 |

| Field Goals | 1-19 | 20-29 | 30-39 | 40-49 | 50+ |
|-------------|------|-------|-------|-------|-----|
| Herrera | 1-1 | 6-6 | 8-9 | 4-10 | 1-5 |
| SEA | 1-1 | 6-6 | 8-9 | 4-10 | 1-5 |
| OPP | 1-1 | 8-9 | 9-11 | 3-5 | 4-7 |

Herrera:(46,54S,28)(19)(33)(—)(32,33,50,44,40R)
 (51S,29)(48,23) (48S) (21,31,41L) (39,31,33,60S)
 (46S,37) (21,20) (—) (52R,48R) (47L) (31R,47)
 OPP: (41,29) (50,23,57) (19,30,44R,29)
 (33R,50S,52R) (—) (—) (37L, 22) (34,38,43S,
 30,25) (39,25) (42) (28) (24,33) (—) (43,32) (23L)
 (53,55,34,38,52S)

DEFENSIVE STATISTICS

| Player | T | S | A | Sac | PD | FF | FR |
|------------|-----|-----|----|-----|----|----|----|
| Jackson | 136 | 105 | 31 | 0.0 | 5 | 1 | 2 |
| Harris | 119 | 80 | 39 | 0.0 | 9 | 0 | 1 |
| Simpson | 110 | 82 | 28 | 1.0 | 17 | 0 | 1 |
| Beeson | 101 | 65 | 36 | 1.0 | 1 | 2 | 1 |
| Hardy | 103 | 72 | 31 | 3.0 | 2 | 1 | 1 |
| Tuiasosopo | 94 | 63 | 31 | 3.5 | 4 | 0 | 1 |

Record (Finish): 4-12 (5th, AFC West)

Head Coach: Jack Patera (29-47, .382)

Assistants: Jack Christensen (DBs), Andy MacDonald (RBs), Jim Mora (DL), Howard Mudd (OL), Larry Peccatiello (Def. Coach/ LBs), Jerry Rhome (Off. Coach/QBs/WRs/TEs), Rusty Tillman (Sp. Teams)

Captains: WR Steve Largent (Off.), SS Keith Simpson (Def.)

MVP: WR Sam McCullum

Pro Bowl: None

National Honors: None

All-NFL: None

AFC

| EASTERN | W | L | T | Pct. | Pts. | Opp. |
|-------------|----|----|---|------|------|------|
| Buffalo | 11 | 5 | 0 | .688 | 320 | 260 |
| New England | 10 | 6 | 0 | .625 | 441 | 325 |
| Miami | 8 | 8 | 0 | .500 | 266 | 305 |
| Baltimore | 7 | 9 | 0 | .438 | 355 | 387 |
| N.Y. Jets | 4 | 12 | 0 | .250 | 302 | 395 |

| CENTRAL | W | L | T | Pct. | Pts. | Opp. |
|------------|----|----|---|------|------|------|
| Cleveland | 11 | 5 | 0 | .688 | 357 | 310 |
| Houston* | 11 | 5 | 0 | .688 | 295 | 251 |
| Pittsburgh | 9 | 7 | 0 | .563 | 352 | 313 |
| Cincinnati | 6 | 10 | 0 | .375 | 244 | 312 |

| WESTERN | W | L | T | Pct. | Pts. | Opp. |
|-------------|----|----|---|------|------|------|
| San Diego | 11 | 5 | 0 | .688 | 418 | 327 |
| Oakland* | 11 | 5 | 0 | .688 | 364 | 306 |
| Kansas City | 8 | 8 | 0 | .500 | 319 | 336 |
| Denver | 8 | 8 | 0 | .500 | 310 | 323 |
| Seattle | 4 | 12 | 0 | .250 | 291 | 408 |

*= Wild Card team

OFFENSE

| Pos. | | Starts |
|------|---------------|--------|
| WR | Sam McCullum | 16 |
| LT | Louis Bullard | 13 |
| LG | Tom Lynch | 12 |
| | Jeff Sevy | 4 |
| C | John Yarno | 16 |
| RG | Bob Newton | 16 |
| RT | Steve August | 16 |
| TE | John Sawyer | 16 |
| WR | Steve Largent | 16 |
| QB | Jim Zorn | 16 |
| RB | Dan Doornink | 11 |
| | Sherman Smith | 2 |
| FB | Jim Jodat | 13 |
| | Dan Doornink | 3 |

DEFENSE

| | | |
|-----|-----------------|----|
| LE | *Jacob Green | 13 |
| LT | Robert Hardy | 16 |
| RT | Manu Tuiasosopo | 16 |
| RE | Bill Gregory | 13 |
| LLB | Michael Jackson | 15 |
| MLB | Terry Beeson | 16 |
| RLB | Keith Butler | 16 |
| LCB | Kerry Justin | 11 |
| | Cornell Webster | 5 |
| RCB | Dave Brown | 16 |
| SS | Keith Simpson | 16 |
| FS | John Harris | 16 |

SPECIAL TEAMS

| | | |
|---|---------------|----|
| K | Efren Herrera | 16 |
| P | Herman Weaver | 16 |

*Rookie or first-year player

NFC

| EASTERN | W | L | T | Pct. | Pts. | Opp. |
|--------------|----|----|---|------|------|------|
| Philadelphia | 12 | 4 | 0 | .750 | 384 | 222 |
| Dallas* | 12 | 4 | 0 | .750 | 454 | 311 |
| Washington | 6 | 10 | 0 | .375 | 261 | 293 |
| St. Louis | 5 | 11 | 0 | .313 | 299 | 350 |
| N.Y. Giants | 4 | 12 | 0 | .250 | 249 | 425 |

| CENTRAL | W | L | T | Pct. | Pts. | Opp. |
|-----------|---|----|---|------|------|------|
| Minnesota | 9 | 7 | 0 | .563 | 317 | 308 |
| Detroit | 9 | 7 | 0 | .563 | 334 | 272 |
| Chicago | 7 | 9 | 0 | .438 | 304 | 264 |
| Tampa Bay | 5 | 10 | 1 | .344 | 271 | 341 |
| Green Bay | 5 | 10 | 1 | .344 | 231 | 371 |

| WESTERN | W | L | T | Pct. | Pts. | Opp. |
|---------------|----|----|---|------|------|------|
| Atlanta | 12 | 4 | 0 | .750 | 405 | 272 |
| Los Angeles* | 11 | 5 | 0 | .688 | 424 | 289 |
| San Francisco | 6 | 10 | 0 | .375 | 320 | 415 |
| New Orleans | 1 | 15 | 0 | .063 | 291 | 487 |

1981 REVIEW (6-10)

| Date | W/L | Score | Opponents | Att | By Quarters | 1 | 2 | 3 | 4 | OT | Tot |
|-------|-----|-------|----------------|--------|-------------|----|-----|----|-----|-----|-----|
| 09/06 | L | 27-21 | at Cincinnati | 41,177 | SEA | 71 | 109 | 85 | 57 | --- | 322 |
| 09/13 | W | 13-10 | Denver | 58,513 | OPP | 58 | 140 | 75 | 115 | --- | 388 |
| 09/20 | L | 20-10 | at Oakland | 45,725 | | | | | | | |
| 09/27 | L | 20-14 | Kansas City | 59,255 | | | | | | | |
| 10/04 | L | 24-10 | at San Diego | 51,463 | | | | | | | |
| 10/11 | L | 35-17 | at Houston | 42,671 | | | | | | | |
| 10/18 | L | 32-0 | N.Y. Giants | 56,134 | | | | | | | |
| 10/25 | W | 19-3 | at N.Y. Jets | 49,678 | | | | | | | |
| 11/01 | L | 34-24 | at Green Bay | 49,467 | | | | | | | |
| 11/08 | W | 24-21 | Pittsburgh | 59,058 | | | | | | | |
| 11/16 | W | 44-23 | San Diego | 58,628 | | | | | | | |
| 11/22 | L | 40-13 | at Kansas City | 49,002 | | | | | | | |
| 11/29 | L | 32-31 | Oakland | 57,147 | | | | | | | |
| 12/06 | W | 27-23 | N.Y. Jets | 53,105 | | | | | | | |
| 12/13 | L | 23-13 | at Denver | 74,527 | | | | | | | |
| 12/20 | W | 42-21 | Cleveland | 51,435 | | | | | | | |

| Team Statistics | Sea | Opp |
|-------------------|-----|-----|
| TOTAL FIRST DOWNS | 295 | 371 |

| | | |
|---------|-----|-----|
| Rushing | 103 | 175 |
| Passing | 166 | 173 |
| Penalty | 26 | 23 |

| | | |
|---------------------|--------|---------|
| 3rd Down: Made/Att. | 76/204 | 107/220 |
|---------------------|--------|---------|

| | | |
|---------------|------|------|
| 3rd Down Pct. | 37.3 | 48.6 |
|---------------|------|------|

| | | |
|---------------------|------|------|
| 4th Down: Made/Att. | 8/19 | 4/10 |
|---------------------|------|------|

| | | |
|---------------|------|------|
| 4th Down Pct. | 42.1 | 40.0 |
|---------------|------|------|

| | | |
|-----------------|-------|-------|
| Possession Avg. | 26:59 | 33:01 |
|-----------------|-------|-------|

| | | |
|----------------|------|------|
| TOTAL NETYARDS | 5021 | 5940 |
|----------------|------|------|

| | | |
|---------------|-------|-------|
| Avg. Per Game | 313.8 | 371.3 |
|---------------|-------|-------|

| | | |
|-------------|------|------|
| Total Plays | 1001 | 1126 |
|-------------|------|------|

| | | |
|---------------|-----|-----|
| Avg. Per Play | 5.0 | 5.3 |
|---------------|-----|-----|

| | | |
|------------------|------|------|
| NETYARDS RUSHING | 1594 | 2806 |
|------------------|------|------|

| | | |
|---------------|------|-------|
| Avg. Per Game | 99.6 | 175.4 |
|---------------|------|-------|

| | | |
|--------------|-----|-----|
| Total Rushes | 440 | 588 |
|--------------|-----|-----|

| | | |
|------------------|------|------|
| NETYARDS PASSING | 3427 | 3134 |
|------------------|------|------|

| | | |
|---------------|-------|-------|
| Avg. Per Game | 214.2 | 195.9 |
|---------------|-------|-------|

| | | |
|-------------------|--------|--------|
| Sacked/Yards Lost | 37/300 | 36/260 |
|-------------------|--------|--------|

| | | |
|-------------|------|------|
| Gross Yards | 3727 | 3394 |
|-------------|------|------|

| | | |
|------------------|---------|---------|
| Att./Completions | 524/307 | 502/294 |
|------------------|---------|---------|

| | | |
|-----------------|------|------|
| Completion Pct. | 58.6 | 58.6 |
|-----------------|------|------|

| | | |
|-----------------|----|----|
| Had Intercepted | 15 | 21 |
|-----------------|----|----|

| | | |
|---------------|---------|---------|
| PUNTS/AVERAGE | 68/39.0 | 55/42.5 |
|---------------|---------|---------|

| | | |
|------------------|------|------|
| NET PUNTING AVG. | 36.2 | 35.3 |
|------------------|------|------|

| | | |
|-----------------|---------|---------|
| PENALTIES/YARDS | 106/823 | 104/944 |
|-----------------|---------|---------|

| | | |
|-------------------|-------|-------|
| FUMBLES/BALL LOST | 41/23 | 43/27 |
|-------------------|-------|-------|

| | | |
|------------|----|----|
| TOUCHDOWNS | 40 | 46 |
|------------|----|----|

| | | |
|---------|----|----|
| Rushing | 14 | 20 |
|---------|----|----|

| | | |
|---------|----|----|
| Passing | 21 | 25 |
|---------|----|----|

| | | |
|---------|---|---|
| Returns | 5 | 1 |
|---------|---|---|

| | | |
|--------------|-----|-----|
| TOTAL POINTS | 322 | 388 |
|--------------|-----|-----|

| Scoring | TD | Ru | Pa | Rt | PAT | FG | S | Pts |
|----------|----|----|----|----|-------|-------|---|-----|
| Largent | 10 | 1 | 9 | 0 | 0 | 0 | 0 | 60 |
| Herrera | 0 | 0 | 0 | 0 | 23-25 | 12-17 | 0 | 59 |
| T. Brown | 6 | 6 | 0 | 0 | 0 | 0 | 0 | 36 |
| Doornink | 5 | 1 | 4 | 0 | 0 | 0 | 0 | 30 |
| SEA | 40 | 14 | 21 | 5 | 37-40 | 15-24 | 0 | 322 |
| OPP | 46 | 20 | 25 | 1 | 41-46 | 23-29 | 1 | 388 |

| Rushing | Att | Yds | Avg | LG | TD |
|----------|-----|------|-----|----|----|
| T. Brown | 141 | 531 | 3.8 | 43 | 6 |
| Smith | 83 | 253 | 3.0 | 21 | 3 |
| Doornink | 65 | 194 | 3.0 | 11 | 1 |
| Zorn | 30 | 140 | 4.7 | 20 | 1 |
| Hughes | 47 | 135 | 2.9 | 15 | 0 |
| SEA | 440 | 1594 | 3.6 | 43 | 14 |
| OPP | 588 | 2806 | 4.8 | 73 | 20 |

| Receiving | No | Yds | Avg | LG | TD |
|-----------|-----|------|------|----|----|
| Largent | 75 | 1224 | 16.3 | 57 | 9 |
| McCullum | 46 | 567 | 12.3 | 36 | 3 |
| Smith | 44 | 406 | 9.2 | 28 | 1 |
| Hughes | 35 | 263 | 7.5 | 22 | 2 |
| Doornink | 27 | 350 | 13.0 | 80 | 4 |
| SEA | 307 | 3727 | 12.1 | 80 | 21 |
| OPP | 294 | 3394 | 11.5 | 90 | 25 |

| Interceptions | No | Yds | Avg | LG | TD |
|---------------|----|-----|------|----|----|
| Harris | 10 | 155 | 15.5 | 42 | 2 |
| Easley | 3 | 155 | 51.7 | 82 | 1 |
| SEA | 21 | 397 | 18.9 | 82 | 3 |
| OPP | 15 | 257 | 17.1 | 46 | 1 |

| Punting | No | Yds | Avg | Net | TB | I20 | LG | B |
|---------|----|------|------|------|----|-----|----|---|
| West | 66 | 2578 | 39.1 | 36.1 | 2 | 16 | 56 | 0 |
| SEA | 68 | 2665 | 39.0 | 36.2 | 2 | 16 | 56 | 0 |
| OPP | 55 | 2337 | 42.5 | 35.3 | 5 | 14 | 63 | 0 |

| Punt Returns | No | FC | Yds | Avg | LG | TD |
|--------------|----|----|-----|------|----|----|
| Johns | 16 | 4 | 177 | 11.1 | 34 | 0 |
| Lewis | 15 | 2 | 100 | 6.7 | 23 | 0 |
| SEA | 32 | 6 | 293 | 9.2 | 34 | 0 |
| OPP | 33 | 18 | 153 | 4.6 | 16 | 0 |

| Kickoff Returns | No | Yds | Avg | LG | TD |
|-----------------|----|------|------|----|----|
| Lewis | 20 | 378 | 18.9 | 36 | 0 |
| Ivory | 15 | 281 | 18.7 | 32 | 0 |
| SEA | 69 | 1278 | 18.5 | 36 | 0 |
| OPP | 67 | 1177 | 17.6 | 35 | 0 |

| Passing | Att | Cmp | Yds | Cmp% | Yds/Att | TD | TD% | Int | Int% | LG | Sacked | Rating |
|---------|-----|-----|------|------|---------|----|-----|-----|------|----|--------|--------|
| Zorn | 397 | 236 | 2788 | 59.4 | 7.02 | 13 | 3.3 | 9 | 2.3 | 80 | 24/201 | 80.2 |
| Krieg | 112 | 64 | 843 | 57.1 | 7.53 | 7 | 6.3 | 5 | 4.5 | 57 | 11/85 | 83.3 |
| SEA | 524 | 307 | 3727 | 58.6 | 7.11 | 21 | 4.0 | 15 | 2.9 | 80 | 37/300 | 82.0 |
| OPP | 502 | 294 | 3394 | 58.6 | 6.76 | 25 | 5.0 | 21 | 4.2 | 90 | 36/260 | 78.2 |

| Field Goals | 1-19 | 20-29 | 30-39 | 40-49 | 50+ |
|-------------|------|-------|-------|-------|-----|
| Herrera | 0-0 | 6-6 | 3-4 | 2-5 | 1-2 |
| Alvarez | 0-0 | 3-3 | 0-0 | 0-4 | 0-0 |
| SEA | 0-0 | 9-9 | 3-4 | 2-9 | 1-2 |
| OPP | 1-1 | 8-9 | 9-10 | 4-6 | 1-3 |

Herrera: (37R) (43,22) (26,40R) () (52L,20)
 (41,47S) () () (54) (37,48R) (25,30,23) (26,30)
 Alvarez: () () () () () () () () () ()
 (43R,22,42R) (43B) (28,20) (42R)
 OPP: (25,43S,40) (30) (34L) (30,38,43L) (47) ()
 (29,54,21,47,31,37) (34) (19,36) (49S,22L) (32)
 (37,24) (20) (26,50R) (33,43,24) ()

DEFENSIVE STATISTICS

| Player | T | S | A | Sac | PD | FF | FR |
|---------|-----|----|----|------|----|-----|----|
| Jackson | 141 | 99 | 42 | 1.0 | 4 | 3 | 1 |
| Easley | 107 | 79 | 28 | 0.0 | 10 | 0 | 3 |
| Butler | 100 | 68 | 32 | 1.5 | 2 | 0 | 0 |
| Harris | 91 | 71 | 20 | 0.0 | 7 | 2 | 3 |
| Green | 87 | 72 | 15 | 12.0 | 1 | 5.5 | 1 |

Record (Finish): 6-10 (5th, AFC West)

Head Coach: Jack Patera (35-57, .380)

Assistants: Jack Christensen (DBs), Andy MacDonald (RBs), Jim Mora (DL), Howard Mudd (OL), Jerry Rhome (Off. Coach/QBs/WRs/TEs), Jackie Simpson (Def. Coach/LBs), Rusty Tillman (Sp. Teams)

Captains: WR Steve Largent (Off.), CB Keith Simpson (Def.), S Don Dufek (Sp. Teams)

MVP: WR Steve Largent

Pro Bowl: WR Steve Largent (3)

National Honors: S Kenny Easley (AFC Defensive Rookie of the Year), First-Team All-NFL

All-NFL: Kenny Easley

OFFENSE

| Pos. | | Starts |
|------|---------------|--------|
| WR | Sam McCullum | 14 |
| LT | Ron Essink | 16 |
| LG | *Edwin Bailey | 15 |
| C | John Yarno | 9 |
| | Art Kuehn | 7 |
| RG | Bob Newton | 15 |
| RT | Steve August | 16 |
| TE | John Sawyer | 16 |
| WR | Steve Largent | 16 |
| QB | Jim Zorn | 13 |
| | Dave Krieg | 3 |
| RB | Sherman Smith | 8 |
| | Theotis Brown | 7 |
| FB | Dan Doornink | 9 |
| | Jim Jodat | 5 |

DEFENSE

| | | |
|-----|-----------------|----|
| LE | Jacob Green | 16 |
| LT | Robert Hardy | 14 |
| RT | Doug Sutherland | 6 |
| | Manu Tuiaosopo | 5 |
| | Mike White | 5 |
| RE | Manu Tuiaosopo | 11 |
| LLB | Michael Jackson | 15 |
| MLB | Terry Beeson | 7 |
| | Joe Norman | 7 |
| RLB | Keith Butler | 16 |
| LCB | Keith Simpson | 12 |
| RCB | Dave Brown | 10 |
| | Kerry Justin | 6 |
| LS | *Kenny Easley | 14 |
| RS | John Harris | 16 |

SPECIAL TEAMS

| | | |
|---|----------------|----|
| K | Efren Herrera | 12 |
| | Wilson Alvarez | 4 |
| P | Jeff West | 15 |

*Rookie or first-year player

AFC

| EASTERN | W | L | T | Pct. | Pts. | Opp. |
|-------------|----|----|---|------|------|------|
| Miami | 11 | 4 | 1 | .719 | 345 | 275 |
| N.Y. Jets* | 10 | 5 | 1 | .665 | 355 | 287 |
| Buffalo* | 10 | 6 | 0 | .625 | 311 | 276 |
| Baltimore | 2 | 14 | 0 | .125 | 259 | 533 |
| New England | 2 | 14 | 0 | .125 | 322 | 370 |

| CENTRAL | W | L | T | Pct. | Pts. | Opp. |
|------------|----|----|---|------|------|------|
| Cincinnati | 12 | 4 | 0 | .750 | 421 | 304 |
| Pittsburgh | 8 | 8 | 0 | .500 | 356 | 297 |
| Houston | 7 | 9 | 0 | .438 | 281 | 355 |
| Cleveland | 5 | 11 | 0 | .313 | 276 | 375 |

| WESTERN | W | L | T | Pct. | Pts. | Opp. |
|-------------|----|----|---|------|------|------|
| San Diego | 10 | 6 | 0 | .625 | 478 | 390 |
| Denver | 10 | 6 | 0 | .625 | 321 | 289 |
| Kansas City | 9 | 7 | 0 | .563 | 343 | 290 |
| Oakland | 7 | 9 | 0 | .438 | 273 | 343 |
| Seattle | 6 | 10 | 0 | .375 | 322 | 388 |

*= Wild Card team

NFC

| EASTERN | W | L | T | Pct. | Pts. | Opp. |
|---------------|----|---|---|------|------|------|
| Dallas | 12 | 4 | 0 | .750 | 367 | 277 |
| Philadelphia* | 10 | 6 | 0 | .625 | 368 | 221 |
| N.Y. Giants* | 9 | 7 | 0 | .563 | 295 | 257 |
| Washington | 8 | 8 | 0 | .500 | 347 | 349 |
| St. Louis | 7 | 9 | 0 | .438 | 315 | 408 |

| CENTRAL | W | L | T | Pct. | Pts. | Opp. |
|-----------|---|----|---|------|------|------|
| Tampa Bay | 9 | 7 | 0 | .563 | 315 | 268 |
| Detroit | 8 | 8 | 0 | .500 | 397 | 322 |
| Green Bay | 8 | 8 | 0 | .500 | 324 | 361 |
| Minnesota | 7 | 9 | 0 | .438 | 325 | 369 |
| Chicago | 6 | 10 | 0 | .375 | 253 | 324 |

| WESTERN | W | L | T | Pct. | Pts. | Opp. |
|---------------|----|----|---|------|------|------|
| San Francisco | 13 | 3 | 0 | .813 | 357 | 250 |
| Atlanta | 7 | 9 | 0 | .438 | 426 | 355 |
| Los Angeles | 6 | 10 | 0 | .375 | 303 | 351 |
| New Orleans | 4 | 12 | 0 | .250 | 207 | 378 |

1982 REVIEW (4-5)

| Date | W/L Score | Opponents | Att | By Quarters | 1 | 2 | 3 | 4 | OT | Tot |
|-------|-----------|-----------------|--------|-------------|----|----|----|----|-------|------------|
| 09/12 | L 21-7 | Cleveland | 55,907 | SEA | 9 | 37 | 28 | 53 | --- | 127 |
| 09/19 | L 23-21 | at Houston | 43,117 | OPP | 26 | 70 | 23 | 28 | --- | 147 |
| 09/26 | | at New England | Cxl | | | | | | | |
| 10/03 | | Kansas City | Cxl | | | | | | | |
| 10/10 | | at San Diego | Cxl | | | | | | | |
| 10/17 | | L.A. Raiders | Cxl | | | | | | | |
| 10/24 | | San Diego | Cxl | | | | | | | |
| 10/31 | | at Kansas City | Cxl | | | | | | | |
| 11/07 | | Denver | Cxl | | | | | | | |
| 11/14 | | at St. Louis | Cxl | | | | | | | |
| 11/21 | W 17-10 | at Denver | 73,916 | OPP | 18 | 12 | 4 | 2 | 17-18 | 6-15 0 147 |
| 11/28 | W 16-0 | Pittsburgh | 55,553 | | | | | | | |
| 12/05 | L 28-23 | at L.A. Raiders | 42,170 | | | | | | | |
| 12/12 | W 20-14 | Chicago | 52,826 | | | | | | | |
| 12/19 | L 16-0 | New England | 53,457 | | | | | | | |
| 12/26 | L 24-10 | at Cincinnati | 55,330 | | | | | | | |
| 01/02 | W 13-11 | Denver | 43,145 | | | | | | | |

| Team Statistics | | | Sea | Opp | | | | | | | |
|---------------------|--|--|---------|---------|--|--|--|--|--|--|--|
| TOTAL FIRST DOWNS | | | 159 | 167 | | | | | | | |
| Rushing | | | 51 | 86 | | | | | | | |
| Passing | | | 89 | 68 | | | | | | | |
| Penalty | | | 19 | 13 | | | | | | | |
| 3rd Down: Made/Att. | | | 43/130 | 50/126 | | | | | | | |
| 3rd Down Pct. | | | 33.1 | 39.7 | | | | | | | |
| 4th Down: Made/Att. | | | 6/12 | 5/8 | | | | | | | |
| 4th Down Pct. | | | 50.0 | 62.5 | | | | | | | |
| POSSESSION AVG. | | | 28:04 | 31:56 | | | | | | | |
| TOTAL NET YARDS | | | 2594 | 2794 | | | | | | | |
| Avg. Per Game | | | 288.2 | 310.4 | | | | | | | |
| Total Plays | | | 589 | 600 | | | | | | | |
| Avg. Per Play | | | 4.4 | 4.7 | | | | | | | |
| NET YARDS RUSHING | | | 795 | 1461 | | | | | | | |
| Avg. Per Game | | | 88.3 | 162.3 | | | | | | | |
| Total Rushes | | | 227 | 337 | | | | | | | |
| NET YARDS PASSING | | | 1799 | 1333 | | | | | | | |
| Avg. Per Game | | | 199.9 | 148.1 | | | | | | | |
| Sacked/Yards Lost | | | 36/269 | 17/135 | | | | | | | |
| Gross Yards | | | 2068 | 1468 | | | | | | | |
| Att./Completions | | | 326/176 | 246/138 | | | | | | | |
| Completion Pct. | | | 54.0 | 56.1 | | | | | | | |
| Had Intercepted | | | 13 | 13 | | | | | | | |
| PUNTS/AVERAGE | | | 49/38.6 | 50/40.6 | | | | | | | |
| NET PUNTING AVG. | | | 35.9 | 34.9 | | | | | | | |
| PENALTIES/YARDS | | | 59/523 | 44/406 | | | | | | | |
| FUMBLES/BALL LOST | | | 21/11 | 18/9 | | | | | | | |
| TOUCHDOWNS | | | 14 | 18 | | | | | | | |
| Rushing | | | 4 | 12 | | | | | | | |
| Passing | | | 9 | 4 | | | | | | | |
| Returns | | | 1 | 2 | | | | | | | |
| TOTAL POINTS | | | 127 | 147 | | | | | | | |

| Passing | Att | Cmp | Yds | Cmp% | Yds/Att | TD | TD% | Int | Int% | LG | Sacked | Rating |
|---------|-----|-----|------|------|---------|----|-----|-----|------|----|--------|--------|
| Zorn | 245 | 126 | 1540 | 51.4 | 6.29 | 7 | 2.9 | 11 | 4.5 | 50 | 20/152 | 62.1 |
| Krieg | 78 | 49 | 501 | 62.8 | 6.42 | 2 | 2.6 | 2 | 2.6 | 44 | 16/117 | 79.0 |
| SEA | 326 | 176 | 2068 | 54.0 | 6.34 | 9 | 2.8 | 13 | 4.0 | 50 | 36/269 | 66.1 |
| OPP | 246 | 138 | 1468 | 56.1 | 5.97 | 4 | 1.6 | 13 | 5.3 | 56 | 17/135 | 57.1 |

| Field Goals | 1-19 | 20-29 | 30-39 | 40-49 | 50+ |
|---|------|-------|-------|-------|-----|
| N. Johnson | 0-0 | 3-4 | 5-6 | 2-3 | 0-1 |
| SEA | 0-0 | 3-4 | 5-6 | 2-3 | 0-1 |
| OPP | 0-0 | 4-5 | 2-3 | 0-6 | 0-1 |
| N. Johnson: () () (37R,41R,23R,25) (35,48,29) | | | | | |
| (30) (30,34) (52B) (43) (22,34) | | | | | |
| OPPONENTS: (45B,26B,42L) (24) (21)() (42L) | | | | | |
| (50R) (21,41B,37,48L,23) (34) (39L,44B) | | | | | |

DEFENSIVE STATISTICS

| Player | T | S | A | Sac | PD | FF | FR |
|----------|----|----|----|-----|----|----|----|
| Jackson | 64 | 40 | 24 | 0.0 | 5 | 0 | 1 |
| Easley | 56 | 49 | 7 | 1.0 | 3 | 1 | 1 |
| D. Brown | 51 | 40 | 11 | 1.0 | 2 | 0 | 2 |
| Scholtz | 48 | 36 | 12 | 1.0 | 3 | 1 | 1 |
| Simpson | 46 | 42 | 4 | 0.0 | 3 | 0 | 0 |
| Butler | 45 | 36 | 9 | 2.0 | 1 | 0 | 0 |

Record (Finish): 4-5 (T8th, AFC). Season shortened to 9 games because of players' strike. Top 8 in AFC & NFC made playoffs.

Head Coach: Jack Patera (35-59, .372) fired on October 13 after 2 games. Mike McCormack (4-3, .571)

Assistants: Jack Christensen (DBs), Frank Lauterbur (DL), Andy MacDonald (RBs), Howard Mudd (OL), Jerry Rhome (Off. Coach/QBs/WRs/TEs), Jackie Simpson (Def. Coach/LBs), Rusty Tillman (Sp. Teams)

Captains: WR Steve Largent (Off.), CB Keith Simpson (Def.), S Don Dufek (Sp. Teams)

MVP: SS Kenny Easley

Pro Bowl: SS Kenny Easley (1)

National Honors: None

First-Team All-NFL: SS Kenny Easley (PFW, NEA, Football Digest)

OFFENSE

| Pos. | | Starts |
|------|---------------|--------|
| WR | Paul Johns | 7 |
| | Roger Carr | 2 |
| LT | Ron Essink | 7 |
| | Dennis Boyd | 2 |
| LG | Edwin Bailey | 7 |
| C | John Yarno | 9 |
| RG | Robert Pratt | 9 |
| RT | Steve August | 7 |
| TE | Mike Tice | 9 |
| WR | Steve Largent | 8 |
| QB | Jim Zorn | 7 |
| | Dave Krieg | 2 |
| RB | Sherman Smith | 8 |
| FB | Dan Doornink | 5 |
| | David Hughes | 3 |

DEFENSE

| | | |
|-----|-----------------|---|
| LE | Jacob Green | 9 |
| LT | Robert Hardy | 8 |
| RT | Manu Tuiaosopo | 8 |
| RE | *Jeff Bryant | 9 |
| LLB | *Bruce Scholtz | 9 |
| MLB | Michael Jackson | 8 |
| RLB | Keith Butler | 8 |
| LCB | Keith Simpson | 8 |
| RCB | Dave Brown | 9 |
| LS | Kenny Easley | 8 |
| RS | John Harris | 9 |

SPECIAL TEAMS

| | | |
|---|---------------|---|
| K | *Norm Johnson | 9 |
| P | Jeff West | 9 |

*Rookie or first-year player

AFC

| | W | L | T | Pct. | Pts. | Opp. |
|--------------|---|---|---|------|------|------|
| L.A. Raiders | 8 | 1 | 0 | .889 | 260 | 200 |
| Miami | 7 | 2 | 0 | .778 | 198 | 131 |
| Cincinnati | 7 | 2 | 0 | .778 | 232 | 177 |
| Pittsburgh | 6 | 3 | 0 | .667 | 204 | 146 |
| San Diego | 6 | 3 | 0 | .667 | 288 | 221 |
| N.Y. Jets | 6 | 3 | 0 | .667 | 245 | 166 |
| New England | 5 | 4 | 0 | .556 | 143 | 157 |
| Cleveland | 4 | 5 | 0 | .444 | 140 | 182 |
| Buffalo | 4 | 5 | 0 | .444 | 150 | 154 |
| Seattle | 4 | 5 | 0 | .444 | 127 | 147 |
| Kansas City | 3 | 6 | 0 | .333 | 176 | 184 |
| Denver | 2 | 7 | 0 | .222 | 148 | 226 |
| Houston | 1 | 8 | 0 | .111 | 136 | 245 |
| Baltimore | 0 | 8 | 1 | .056 | 113 | 236 |

NFC

| | W | L | T | Pct. | Pts. | Opp. |
|---------------|---|---|---|------|------|------|
| Washington | 8 | 1 | 0 | .889 | 190 | 128 |
| Dallas | 6 | 3 | 0 | .667 | 226 | 145 |
| Green Bay | 5 | 3 | 1 | .611 | 226 | 169 |
| Minnesota | 5 | 4 | 0 | .556 | 187 | 198 |
| Atlanta | 5 | 4 | 0 | .556 | 183 | 199 |
| St. Louis | 5 | 4 | 0 | .556 | 135 | 170 |
| Tampa Bay | 5 | 4 | 0 | .556 | 158 | 178 |
| Detroit | 4 | 5 | 0 | .444 | 181 | 176 |
| New Orleans | 4 | 5 | 0 | .444 | 129 | 160 |
| N.Y. Giants | 4 | 5 | 0 | .444 | 164 | 160 |
| San Francisco | 3 | 6 | 0 | .333 | 209 | 206 |
| Chicago | 3 | 6 | 0 | .333 | 141 | 174 |
| Philadelphia | 3 | 6 | 0 | .333 | 191 | 195 |
| L.A. Rams | 2 | 7 | 0 | .222 | 200 | 250 |

As the result of a 57-day players' strike, the 1982 NFL regular season schedule was reduced from 16 weeks to 9. At the conclusion of the regular season, the NFL conducted a 16-team postseason Super Bowl Tournament. Eight teams from each conference were seeded 1-8 based on their records during the season.

1983 REVIEW (9-7; 2-1 PLAYOFFS)

| Date | W/L | Score | Opponents | Att | By Quarters | 1 | 2 | 3 | 4 | OT | Tot |
|-------|-----|-------|------------------|--------|-------------|----|-----|-----|-----|----|-----|
| 09/04 | L | 17-13 | at Kansas City | 42,531 | SEA | 67 | 99 | 102 | 132 | 3 | 403 |
| 09/11 | W | 17-10 | at N.Y. Jets | 50,066 | OPP | 69 | 134 | 56 | 138 | 0 | 397 |
| 09/18 | W | 34-31 | San Diego | 61,714 | | | | | | | |
| 09/25 | L | 27-17 | Washington | 60,718 | | | | | | | |
| 10/02 | W | 24-9 | at Cleveland | 75,446 | | | | | | | |
| 10/09 | L | 28-21 | at San Diego | 49,132 | | | | | | | |
| 10/16 | W | 38-36 | L.A. Raiders | 60,697 | | | | | | | |
| 10/23 | L | 27-21 | Pittsburgh | 61,615 | | | | | | | |
| 10/30 | W | 34-21 | at L.A. Raiders | 49,708 | | | | | | | |
| 11/06 | W | 27-19 | Denver | 61,189 | | | | | | | |
| 11/13 | L | 33-28 | at St. Louis | 33,280 | | | | | | | |
| 11/20 | L | 38-27 | at Denver | 74,710 | | | | | | | |
| 11/27 | W | 51-48 | Kansas City (OT) | 56,795 | | | | | | | |
| 12/04 | L | 35-10 | Dallas | 63,352 | | | | | | | |
| 12/11 | W | 17-12 | at N.Y. Giants | 48,942 | | | | | | | |
| 12/18 | W | 24-6 | New England | 59,688 | | | | | | | |

POSTSEASON

| | | | | | | | | | | | |
|-------|---|-------|--------------------------|--------|--|--|--|--|--|--|--|
| 12/24 | W | 31-7 | Denver | 60,753 | | | | | | | |
| | | | (AFC Wild Card Game) | | | | | | | | |
| 12/31 | W | 27-20 | at Miami | 71,032 | | | | | | | |
| | | | (AFC Divisional Playoff) | | | | | | | | |
| 01/08 | L | 30-14 | at L.A. Raiders | 88,734 | | | | | | | |
| | | | (AFC Championship) | | | | | | | | |

| Team Statistics | | Sea | Opp |
|---------------------|---------|-----|----------|
| TOTAL FIRST DOWNS | | 300 | 351 |
| Rushing | | 131 | 128 |
| Passing | | 153 | 195 |
| Penalty | | 16 | 28 |
| 3rd Down: Made/Att. | 96/218 | | 95/214 |
| 3rd Down Pct. | 44.0 | | 44.4 |
| 4th Down: Made/Att. | 4/10 | | 4/10 |
| 4th Down Pct. | 40.0 | | 40.0 |
| POSSESSION AVG. | 29:52 | | 30:08 |
| TOTAL NETYARDS | 5092 | | 6029 |
| Avg. Per Game | 318.3 | | 376.8 |
| Total Plays | 1032 | | 1075 |
| Avg. Per Play | 4.9 | | 5.6 |
| NETYARDS RUSHING | 2119 | | 2198 |
| Avg. Per Game | 132.4 | | 137.4 |
| Total Rushes | 546 | | 511 |
| NETYARDS PASSING | 2973 | | 3831 |
| Avg. Per Game | 185.8 | | 239.4 |
| Sacked/Yards Lost | 47/343 | | 43/351 |
| Gross Yards | 3316 | | 4182 |
| Att./Completions | 449/251 | | 521/3111 |
| Completion Pct. | 55.9 | | 59.7 |
| Had Intercepted | 18 | | 26 |
| PUNTS/AVERAGE | 79/39.5 | | 68/40.2 |
| NET PUNTING AVG. | 34.6 | | 34.2 |
| PENALTIES/YARDS | 102/890 | | 91/725 |
| FUMBLES/BALL LOST | 36/20 | | 44/28 |
| TOUCHDOWNS | 50 | | 48 |
| Rushing | 19 | | 14 |
| Passing | 25 | | 33 |
| Returns | 6 | | 1 |
| TOTAL POINTS | 403 | | 397 |

| Scoring | TD | Ru | Pa | Rt | PAT | FG | S | Pts |
|------------|----|----|----|----|-------|-------|---|-----|
| N. Johnson | 0 | 0 | 0 | 0 | 49-50 | 18-25 | 0 | 103 |
| Warner | 14 | 13 | 1 | 0 | 0 | 0 | 0 | 84 |
| Largent | 11 | 0 | 11 | 0 | 0 | 0 | 0 | 66 |
| Johns | 5 | 0 | 4 | 1 | 0 | 0 | 0 | 30 |
| SEA | 50 | 19 | 25 | 6 | 49-50 | 18-25 | 0 | 403 |
| OPP | 48 | 14 | 33 | 1 | 43-48 | 20-26 | 3 | 397 |

| Rushing | Att | Yds | Avg | LG | TD |
|----------|-----|------|-----|----|----|
| Warner | 335 | 1449 | 4.3 | 60 | 13 |
| Hughes | 83 | 313 | 3.8 | 26 | 1 |
| Doornink | 40 | 99 | 2.5 | 9 | 2 |
| SEA | 546 | 2119 | 3.9 | 60 | 19 |
| OPP | 511 | 2198 | 4.3 | 37 | 14 |

| Receiving | No | Yds | Avg | LG | TD |
|-----------|-----|------|------|----|----|
| Largent | 72 | 1074 | 14.9 | 46 | 11 |
| Warner | 42 | 325 | 7.7 | 28 | 1 |
| Young | 36 | 529 | 14.7 | 47 | 2 |
| Johns | 34 | 486 | 14.3 | 30 | 4 |
| SEA | 251 | 3316 | 13.2 | 50 | 25 |
| OPP | 311 | 4182 | 13.4 | 78 | 33 |

| Punt Returns | No | FC | Yds | Avg | LG | TD |
|--------------|----|----|-----|------|-----|----|
| Johns | 28 | 5 | 316 | 11.3 | 75t | 1 |
| SEA | 34 | 6 | 366 | 10.8 | 75t | 1 |
| OPP | 36 | 16 | 185 | 5.1 | 18 | 0 |

| Kickoff Returns | No | Yds | Avg | LG | TD |
|-----------------|----|------|------|----|----|
| Dixon | 49 | 1148 | 23.4 | 94 | 1 |
| Hughes | 12 | 282 | 23.5 | 35 | 1 |
| SEA | 71 | 1575 | 22.2 | 94 | 1 |
| OPP | 59 | 952 | 16.1 | 45 | 0 |

| Interceptions | No | Yds | Avg | LG | TD |
|---------------|----|-----|------|----|----|
| Easley | 7 | 96 | 13.2 | 38 | 0 |
| D. Brown | 6 | 83 | 13.8 | 37 | 0 |
| Simpson | 4 | 39 | 9.7 | 14 | 0 |
| SEA | 26 | 353 | 13.6 | 73 | 2 |
| OPP | 18 | 279 | 15.5 | 40 | 1 |

| Punting | No | Yds | Avg | Net | TB | I20 | LG | B |
|---------|----|------|------|------|----|-----|----|---|
| West | 79 | 3115 | 39.5 | 34.6 | 10 | 25 | 56 | 0 |
| SEA | 79 | 3115 | 39.5 | 34.6 | 10 | 25 | 56 | 0 |
| OPP | 68 | 2754 | 40.5 | 34.2 | 3 | 14 | 58 | 0 |

| Field Goals | 1-19 | 20-29 | 30-39 | 40-49 | 50+ |
|-------------|------|-------|-------|-------|-----|
| N. Johnson | 1-1 | 4-4 | 4-7 | 8-10 | 1-3 |
| SEA | 1-1 | 4-4 | 4-7 | 8-10 | 1-3 |
| OPP | 2-2 | 5-6 | 6-7 | 7-9 | 0-1 |

| Passing | Att | Cmp | Yds | Cmp% | Yds/Att | TD | TD% | Int | Int% | LG | Sacked | Rating |
|---------|-----|-----|------|------|---------|----|-----|-----|------|----|--------|--------|
| Krieg | 243 | 147 | 2139 | 60.5 | 8.80 | 18 | 7.4 | 11 | 4.5 | 50 | 38/279 | 95.0 |
| Zorn | 205 | 103 | 1166 | 50.2 | 5.69 | 7 | 3.4 | 7 | 3.4 | 43 | 9/64 | 64.8 |
| SEA | 449 | 251 | 3316 | 55.9 | 7.38 | 25 | 5.6 | 18 | 4.0 | 50 | 47/34 | 81.3 |
| OPP | 521 | 311 | 4182 | 59.7 | 8.03 | 33 | 6.3 | 26 | 5.0 | 78 | 43/35 | 85.6 |

DEFENSIVE STATISTICS

| Player | T | S | A | Sac | PD | FF | FR |
|----------|-----|----|----|-----|----|----|----|
| Scholtz | 104 | 84 | 20 | 1.5 | 6 | 3 | 1 |
| Robinson | 96 | 65 | 31 | 1.5 | 0 | 2 | 4 |
| Harris | 93 | 67 | 26 | 3.0 | 8 | 0 | 3 |
| Easley | 84 | 58 | 26 | 3.0 | 8 | 1 | 3 |
| Butler | 81 | 61 | 20 | 0.0 | 1 | 0 | 2 |

Record (Finish): 9-7 (2nd, AFC). First playoff appearance. Won 2 games then lost AFC Championship Game at L.A. Raiders, 30-14.

Head Coach: Chuck Knox (9-7, .563)

Assistants: Tom Catlin (Asst. Head Coach/Def. Coord./LBs), Ray Prochaska (Off. Coord./OL), George Dyer (DL), Chick Harris (RBs), Ralph Hawkins (DBs), Ken Meyer (QBs), Steve Moore (WRs), Rusty Tillman (Sp. Teams/TEs), Joe Vitt (Sp. Assign.)

Captains: WR Steve Largent (Off.), CB Dave Brown (Def.), RB Eric Lane (Sp. Teams)

MVP: RB Curt Warner

Pro Bowl: SS Kenny Easley (2), RB Curt Warner (1),

National Honors: Chuck Knox, NFL Coach of the Year (SGH), SS Kenny Easley, AFC Defensive Player of the Year (FB News), RB Curt Warner, AFC Offensive Player of the Year (UPI, NFLPA, WNTDC), First-Team All-NFL: SS Kenny Easley (NEA, PFWA, PFW)

OFFENSE

| Pos. | | Starts |
|------|-----------------|--------|
| WR | Paul Johns | 9 |
| LT | Ron Essink | 16 |
| LG | Reggie McKenzie | 14 |
| C | Blair Bush | 16 |
| RG | Robert Pratt | 16 |
| RT | Steve August | 15 |
| TE | Pete Metzelaars | 7 |
| WR | Steve Largent | 14 |
| QB | Jim Zorn | 8 |
| | Dave Krieg | 8 |
| RB | *Curt Warner | 16 |
| FB | David Hughes | 6 |

DEFENSE

| | | |
|------|------------------|----|
| LE | Jacob Green | 16 |
| NT | Manu Tuiasopopo | 8 |
| | Joe Nash | 8 |
| RE | Jeff Bryant | 16 |
| LOLB | Bruce Scholtz | 16 |
| LILB | Shelton Robinson | 15 |
| RILB | Keith Butler | 16 |
| ROLB | Michael Jackson | 9 |
| | Greg Gaines | 6 |
| LCB | Kerry Justin | 10 |
| RCB | Dave Brown | 16 |
| SS | Kenny Easley | 15 |
| FS | John Harris | 16 |

SPECIAL TEAMS

| | | |
|---|--------------|----|
| K | Norm Johnson | 16 |
| P | Jeff West | 16 |

*Rookie or first-year player

AFC

| EASTERN | W | L | T | Pct. | Pts. | Opp. |
|-------------|----|---|---|------|------|------|
| Miami | 12 | 4 | 0 | .750 | 389 | 250 |
| New England | 8 | 8 | 0 | .500 | 274 | 289 |
| Buffalo | 8 | 8 | 0 | .500 | 283 | 351 |
| Baltimore | 7 | 9 | 0 | .438 | 264 | 354 |
| N.Y. Jets | 7 | 9 | 0 | .438 | 313 | 331 |

| CENTRAL | W | L | T | Pct. | Pts. | Opp. |
|------------|----|----|---|------|------|------|
| Pittsburgh | 10 | 6 | 0 | .625 | 355 | 303 |
| Cleveland | 9 | 7 | 0 | .563 | 356 | 342 |
| Cincinnati | 7 | 9 | 0 | .438 | 346 | 302 |
| Houston | 2 | 14 | 0 | .125 | 288 | 460 |

| WESTERN | W | L | T | Pct. | Pts. | Opp. |
|--------------|----|----|---|------|------|------|
| L.A. Raiders | 12 | 4 | 0 | .750 | 442 | 338 |
| Seattle* | 9 | 7 | 0 | .563 | 403 | 397 |
| Denver* | 9 | 7 | 0 | .563 | 302 | 327 |
| San Diego | 6 | 10 | 0 | .375 | 358 | 462 |
| Kansas City | 6 | 10 | 0 | .375 | 386 | 367 |

*=Wild Card team

NFC

| EASTERN | W | L | T | Pct. | Pts. | Opp. |
|--------------|----|----|---|------|------|------|
| Washington | 14 | 2 | 0 | .875 | 541 | 332 |
| Dallas* | 12 | 4 | 0 | .750 | 479 | 360 |
| St. Louis | 8 | 7 | 1 | .531 | 374 | 428 |
| Philadelphia | 5 | 11 | 0 | .313 | 233 | 322 |
| N.Y. Giants | 3 | 12 | 1 | .219 | 267 | 347 |

| CENTRAL | W | L | T | Pct. | Pts. | Opp. |
|-----------|---|----|---|------|------|------|
| Detroit | 9 | 7 | 0 | .563 | 347 | 286 |
| Green Bay | 8 | 8 | 0 | .500 | 429 | 439 |
| Chicago | 8 | 8 | 0 | .500 | 311 | 301 |
| Minnesota | 8 | 8 | 0 | .500 | 316 | 348 |
| Tampa Bay | 2 | 14 | 0 | .125 | 241 | 380 |

| WESTERN | W | L | T | Pct. | Pts. | Opp. |
|---------------|----|---|---|------|------|------|
| San Francisco | 10 | 6 | 0 | .625 | 432 | 293 |
| L.A. Rams* | 9 | 7 | 0 | .563 | 361 | 344 |
| New Orleans | 8 | 8 | 0 | .500 | 319 | 337 |
| Atlanta | 7 | 9 | 0 | .438 | 370 | 389 |

1984 REVIEW (12-4; 1-1 PLAYOFFS)

| Date | W/L | Score | Opponents | Att | By Quarters | 1 | 2 | 3 | 4 | OT | Tot |
|-------|-----|-------|--------------------|--------|-------------|----|-----|-----|----|----|-----|
| 09/03 | W | 33-0 | Cleveland | 59,540 | SEA | 92 | 135 | 100 | 91 | -- | 418 |
| 09/09 | W | 31-17 | San Diego | 61,314 | OPP | 60 | 86 | 62 | 74 | -- | 282 |
| 09/16 | L | 38-23 | at New England | 43,140 | | | | | | | |
| 09/23 | W | 38-9 | Chicago | 61,520 | | | | | | | |
| 09/30 | W | 20-12 | at Minnesota | 57,171 | | | | | | | |
| 10/07 | L | 28-14 | at L.A. Raiders | 77,904 | | | | | | | |
| 10/14 | W | 31-28 | Buffalo | 59,034 | | | | | | | |
| 10/21 | W | 28-24 | at Green Bay (Mil) | 52,286 | | | | | | | |
| 10/29 | W | 24-0 | at San Diego | 53,974 | | | | | | | |
| 11/04 | W | 45-0 | Kansas City | 61,396 | | | | | | | |
| 11/12 | W | 17-14 | L.A. Raiders | 64,001 | | | | | | | |
| 11/18 | W | 26-6 | at Cincinnati | 50,280 | | | | | | | |
| 11/25 | W | 27-24 | at Denver | 74,922 | | | | | | | |
| 12/02 | W | 38-17 | Detroit | 62,441 | | | | | | | |
| 12/09 | L | 34-7 | at Kansas City | 34,855 | | | | | | | |
| 12/15 | L | 31-14 | Denver | 64,411 | | | | | | | |

POSTSEASON

| | | | | | | | | | | | |
|-------|---|-------|--------------------------|--------|--|--|--|--|--|--|--|
| 12/22 | W | 13-7 | L.A. Raiders | 62,049 | | | | | | | |
| | | | (AFC Wild Card Game) | | | | | | | | |
| 12/29 | L | 31-10 | at Miami | 73,469 | | | | | | | |
| | | | (AFC Divisional Playoff) | | | | | | | | |

| Team Statistics | | Sea | Opp | | | | | | | | |
|---------------------|--|----------|---------|--|--|--|--|--|--|--|--|
| TOTAL FIRST DOWNS | | 287 | 288 | | | | | | | | |
| Rushing | | 94 | 99 | | | | | | | | |
| Passing | | 171 | 160 | | | | | | | | |
| Penalty | | 22 | 29 | | | | | | | | |
| 3rd Down: Made/Att. | | 84/222 | 73/214 | | | | | | | | |
| 3rd Down Pct. | | 37.8 | 34.1 | | | | | | | | |
| 4th Down: Made/Att. | | 4/9 | 9/20 | | | | | | | | |
| 4th Down Pct. | | 44.4 | 45.0 | | | | | | | | |
| POSSESSION AVG. | | 30:46 | 29:14 | | | | | | | | |
| TOTAL NETYARDS | | 5068 | 4963 | | | | | | | | |
| Avg. Per Game | | 316.8 | 310.2 | | | | | | | | |
| Total Plays | | 1034 | 1051 | | | | | | | | |
| Avg. Per Play | | 4.9 | 4.7 | | | | | | | | |
| NETYARDS RUSHING | | 1645 | 1789 | | | | | | | | |
| Avg. Per Game | | 102.8 | 111.8 | | | | | | | | |
| Total Rushes | | 495 | 475 | | | | | | | | |
| NETYARDS PASSING | | 3423 | 3174 | | | | | | | | |
| Avg. Per Game | | 213.9 | 198.4 | | | | | | | | |
| Sacked/Yards Lost | | 42/328 | 55/398 | | | | | | | | |
| Gross Yards | | 3751 | 3572 | | | | | | | | |
| Att./Completions | | 497/283 | 521/265 | | | | | | | | |
| Completion Pct. | | 56.9 | 50.9 | | | | | | | | |
| Had Intercepted | | 26 | 38 | | | | | | | | |
| PUNTS/AVERAGE | | 95/37.5 | 83/40.3 | | | | | | | | |
| NET PUNTING AVG. | | 33.3 | 33.0 | | | | | | | | |
| PENALTIES/YARDS | | 128/1179 | 114/883 | | | | | | | | |
| FUMBLES/BALL LOST | | 24/13 | 47/25 | | | | | | | | |
| TOUCHDOWNS | | 51 | 34 | | | | | | | | |
| Rushing | | 10 | 11 | | | | | | | | |
| Passing | | 32 | 18 | | | | | | | | |
| Returns | | 9 | 5 | | | | | | | | |
| TOTAL POINTS | | 418 | 282 | | | | | | | | |

| Scoring | TD | Ru | Pa | Rt | PAT | FG | S | Pts |
|---------|----|----|----|----|-------|-------|---|-----|
| Johnson | 0 | 0 | 0 | 0 | 50-51 | 20-24 | 0 | 110 |
| Largent | 12 | 0 | 12 | 0 | 0 | 0 | 0 | 72 |
| Turner | 10 | 0 | 10 | 0 | 0 | 0 | 0 | 60 |
| Lane | 5 | 4 | 1 | 0 | 0 | 0 | 0 | 30 |
| SEA | 51 | 10 | 32 | 9 | 50-51 | 20-24 | 1 | 418 |
| OPP | 34 | 11 | 18 | 5 | 34-34 | 14-22 | 1 | 282 |

| Rushing | Att | Yds | Avg | LG | TD |
|----------|-----|------|-----|----|----|
| Hughes | 94 | 327 | 3.5 | 14 | 1 |
| Lane | 80 | 299 | 3.7 | 40 | 4 |
| Doornink | 57 | 215 | 3.8 | 25 | 0 |
| SEA | 495 | 1645 | 3.3 | 40 | 10 |
| OPP | 475 | 1789 | 3.8 | 25 | 11 |

| Receiving | No | Yds | Avg | LG | TD |
|-----------|-----|------|------|----|----|
| Largent | 74 | 1164 | 15.7 | 65 | 12 |
| Turner | 35 | 715 | 20.4 | 80 | 10 |
| C. Young | 33 | 337 | 10.2 | 31 | 1 |
| Doornink | 31 | 365 | 11.8 | 32 | 2 |
| SEA | 283 | 3751 | 13.3 | 80 | 32 |
| OPP | 265 | 3572 | 13.5 | 92 | 18 |

| Interceptions | No | Yds | Avg | LG | TD |
|---------------|----|-----|------|----|----|
| Easley | 10 | 126 | 12.6 | 58 | 2 |
| Brown | 8 | 179 | 22.4 | 90 | 2 |
| SEA | 38 | 697 | 18.3 | 90 | 7 |
| OPP | 26 | 333 | 12.8 | 42 | 3 |

| Kickoff Returns | No | Yds | Avg | LG | TD |
|-----------------|----|------|------|----|----|
| Dixon | 25 | 446 | 17.8 | 36 | 0 |
| Hughes | 17 | 348 | 20.5 | 38 | 0 |
| SEA | 54 | 1007 | 18.6 | 38 | 0 |
| OPP | 67 | 1116 | 16.7 | 46 | 0 |

| Punt Returns | No | FC | Yds | Avg | LG | TD |
|--------------|----|----|-----|------|----|----|
| Easley | 16 | 5 | 194 | 12.1 | 42 | 0 |
| Skansi | 16 | 2 | 145 | 9.1 | 16 | 0 |
| SEA | 44 | 11 | 484 | 11.0 | 47 | 1 |
| OPP | 32 | 39 | 205 | 6.4 | 65 | 1 |

| Punting | No | Yds | Avg | Net | TB | I20 | LG | B |
|---------|----|------|------|------|----|-----|----|---|
| West | 95 | 3567 | 37.5 | 33.3 | 10 | 24 | 60 | 0 |
| SEA | 95 | 3567 | 37.5 | 33.3 | 10 | 24 | 60 | 0 |
| OPP | 83 | 3345 | 40.3 | 33.0 | 6 | 14 | 63 | 4 |

| Field Goals | 1-19 | 20-29 | 30-39 | 40-49 | 50+ |
|-------------|------|-------|-------|-------|-----|
| Johnson | 0-0 | 9-10 | 4-4 | 6-7 | 1-3 |
| SEA | 0-0 | 9-10 | 4-4 | 6-7 | 1-3 |
| OPP | 0-0 | 4-5 | 5-8 | 5-9 | 0-0 |

| Passing | Att | Cmp | Yds | Cmp% | Yds/Att | TD | TD% | Int | Int% | LG | Sacked | Rating |
|---------|-----|-----|------|------|---------|----|-----|-----|------|----|--------|--------|
| Krieg | 480 | 276 | 3671 | 57.5 | 7.65 | 32 | 6.7 | 24 | 5.0 | 80 | 40/314 | 83.3 |
| SEA | 497 | 283 | 3751 | 56.9 | 7.55 | 32 | 6.4 | 26 | 5.2 | 80 | 42/328 | 80.6 |
| OPP | 521 | 265 | 3572 | 50.9 | 6.86 | 18 | 3.5 | 38 | 7.3 | 92 | 55/398 | 54.2 |

DEFENSIVE STATISTICS

| Player | T | S | A | Sac | PD | FF | FR |
|-----------|----|----|----|-----|----|----|----|
| Robinson | 93 | 65 | 28 | 0.5 | 4 | 0 | 4 |
| K. Butler | 89 | 68 | 21 | 1.0 | 4 | 0 | 2 |
| Gaines | 88 | 61 | 27 | 3.5 | 3 | 0 | 2 |
| Nash | 82 | 58 | 24 | 7.0 | 1 | 1 | 3 |

Record (Finish): 12-4 (2nd, AFC West). Lost divisional playoff at Miami 31-10.

Head Coach: Chuck Knox (21-11, .656)

Assistants: Tom Catlin (Asst. Head Coach/ Def. Coord./LBs), Ray Prochaska (Off. Coord./OL), George Dyer (DL), Chick Harris (RBs), Ralph Hawkins (DBs), Ken Meyer (QBs), Steve Moore (WRs), Rusty Tillman (Sp. Teams/TES), Joe Vitt (Sp. Assign.)

Captains: TE Charle Young (Off.), CB Dave Brown (Def.), RB Eric Lane (Sp. Teams)

MVP: SS Kenny Easley

Pro Bowl: CB Dave Brown (1), SS Kenny Easley (3), K Norm Johnson (1), QB Dave Krieg (1), WR Steve Largent (4), NT Joe Nash (1), Sp. Fredd Young (1)

National Honors: Chuck Knox, NFL Coach of the Year (AP, SN, SGH), SS Kenny Easley, NFL Def. Player of the Year (AP, PFWA)

First-Team All-NFL: CB Dave Brown (Films), SS Kenny Easley (AP, SI, PFW, PFWA, SN, NEA, Films), DE Jacob Green (SN), K Norm Johnson (AP, PFWA, SN, PFW), WR Steve Largent (Films), NT Joe Nash (AP, Films, PFW), Sp. Fredd Young (Films, PFW)

OFFENSE

| Pos. | | Starts |
|------|-----------------|--------|
| WR | *Daryl Turner | 8 |
| LT | Ron Essink | 16 |
| LG | Reggie McKenzie | 8 |
| | Edwin Bailey | 8 |
| C | Blair Bush | 16 |
| RG | Robert Pratt | 16 |
| RT | Bob Cryder | 10 |
| TE | Charle Young | 13 |
| | Mike Tice | 8 |
| WR | Steve Largent | 16 |
| QB | Dave Krieg | 16 |
| RB | Eric Lane | 7 |
| | Curt Warner | 1 |
| FB | Franco Harris | 6 |
| | David Hughes | 6 |

DEFENSE

| | | |
|------|------------------|----|
| LE | Jacob Green | 16 |
| NT | Joe Nash | 16 |
| RE | Jeff Bryant | 16 |
| LOLB | Bruce Scholtz | 16 |
| LILB | Shelton Robinson | 16 |
| RILB | Keith Butler | 16 |
| ROLB | Greg Gaines | 11 |
| LCB | Keith Simpson | 15 |
| RCB | Dave Brown | 16 |
| SS | Kenny Easley | 16 |
| FS | John Harris | 16 |

SPECIAL TEAMS

| | | |
|---|--------------|----|
| K | Norm Johnson | 16 |
| P | Jeff West | 16 |

*Rookie or first-year player

AFC

| EASTERN | W | L | T | Pct. | Pts. | Opp. |
|--------------|----|----|---|------|------|------|
| Miami | 14 | 2 | 0 | .875 | 513 | 298 |
| New England | 9 | 7 | 0 | .563 | 362 | 352 |
| N.Y. Jets | 7 | 9 | 0 | .438 | 332 | 364 |
| Indianapolis | 4 | 12 | 0 | .250 | 239 | 414 |
| Buffalo | 2 | 14 | 0 | .125 | 250 | 454 |

| CENTRAL | W | L | T | Pct. | Pts. | Opp. |
|------------|---|----|---|------|------|------|
| Pittsburgh | 9 | 7 | 0 | .563 | 387 | 310 |
| Cincinnati | 8 | 8 | 0 | .500 | 339 | 339 |
| Cleveland | 5 | 11 | 0 | .313 | 250 | 297 |
| Houston | 3 | 13 | 0 | .188 | 240 | 437 |

| WESTERN | W | L | T | Pct. | Pts. | Opp. |
|---------------|----|---|---|------|------|------|
| Denver | 13 | 3 | 0 | .813 | 353 | 241 |
| Seattle* | 12 | 4 | 0 | .750 | 418 | 282 |
| L.A. Raiders* | 11 | 5 | 0 | .688 | 368 | 278 |
| Kansas City | 8 | 8 | 0 | .500 | 314 | 324 |
| San Diego | 7 | 9 | 0 | .438 | 394 | 413 |

*= Wild Card team

NFC

| EASTERN | W | L | T | Pct. | Pts. | Opp. |
|--------------|----|---|---|------|------|------|
| Washington | 11 | 5 | 0 | .688 | 426 | 310 |
| N.Y. Giants* | 9 | 7 | 0 | .563 | 299 | 301 |
| St. Louis | 9 | 7 | 0 | .563 | 423 | 345 |
| Dallas | 9 | 7 | 0 | .563 | 308 | 308 |
| Philadelphia | 6 | 9 | 1 | .406 | 278 | 320 |

| CENTRAL | W | L | T | Pct. | Pts. | Opp. |
|-----------|----|----|---|------|------|------|
| Chicago | 10 | 6 | 0 | .625 | 325 | 248 |
| Green Bay | 8 | 8 | 0 | .500 | 390 | 309 |
| Tampa Bay | 6 | 10 | 0 | .375 | 335 | 380 |
| Detroit | 4 | 11 | 1 | .281 | 283 | 408 |
| Minnesota | 3 | 13 | 0 | .188 | 276 | 484 |

| WESTERN | W | L | T | Pct. | Pts. | Opp. |
|---------------|----|----|---|------|------|------|
| San Francisco | 15 | 1 | 0 | .938 | 475 | 227 |
| L.A. Rams* | 10 | 6 | 0 | .625 | 346 | 316 |
| New Orleans | 7 | 9 | 0 | .438 | 298 | 361 |
| Atlanta | 4 | 12 | 0 | .250 | 281 | 382 |

1985 REVIEW (8-8)

| Date | W/L | Score | Opponents | Att | By Quarters | 1 | 2 | 3 | 4 | OT | Tot |
|-------|-----|-------|------------------|--------|-------------|----|-----|----|-----|-------|-------------|
| 09/08 | W | 28-24 | at Cincinnati | 51,625 | SEA | 43 | 116 | 90 | 100 | 0 | 349 |
| 09/15 | W | 49-35 | at San Diego | 54,420 | OPP | 47 | 78 | 63 | 112 | 3 | 303 |
| 09/23 | L | 35-24 | L.A. Rams | 63,292 | | | | | | | |
| 09/29 | L | 28-7 | at Kansas City | 50,485 | | | | | | | |
| 10/06 | W | 26-21 | San Diego | 61,300 | | | | | | | |
| 10/13 | W | 30-26 | Atlanta | 60,430 | | | | | | | |
| 10/20 | L | 13-10 | at Denver (OT) | 74,899 | | | | | | | |
| 10/27 | L | 17-14 | at N.Y. Jets | 69,320 | | | | | | | |
| 11/03 | W | 33-3 | L.A. Raiders | 64,060 | | | | | | | |
| 11/10 | W | 27-3 | at New Orleans | 47,365 | OPP | 35 | 12 | 22 | 1 | 31-35 | 20-28 1 303 |
| 11/17 | L | 20-13 | New England | 60,345 | | | | | | | |
| 11/25 | L | 19-6 | at San Francisco | 57,482 | | | | | | | |
| 12/01 | W | 24-6 | Kansas City | 52,655 | | | | | | | |
| 12/08 | W | 31-13 | Cleveland | 58,477 | | | | | | | |
| 12/15 | L | 13-3 | at L.A. Raiders | 77,425 | | | | | | | |
| 12/20 | L | 27-24 | Denver | 56,283 | | | | | | | |

| Team Statistics | | | Sea | Opp | | | | | | | |
|---------------------|--|--|---------|---------|--|--|--|--|--|--|--|
| TOTAL FIRST DOWNS | | | 299 | 290 | | | | | | | |
| Rushing | | | 96 | 90 | | | | | | | |
| Passing | | | 179 | 179 | | | | | | | |
| Penalty | | | 24 | 21 | | | | | | | |
| 3rd Down: Made/Att. | | | 96/244 | 72/218 | | | | | | | |
| 3rd Down Pct. | | | 39.3 | 33.0 | | | | | | | |
| 4th Down: Made/Att. | | | 10/17 | 9/13 | | | | | | | |
| 4th Down Pct. | | | 58.8 | 69.2 | | | | | | | |
| POSSESSION AVG. | | | 30:13 | 29:47 | | | | | | | |
| TOTAL NETYARDS | | | 5007 | 5160 | | | | | | | |
| Avg. Per Game | | | 312.9 | 322.5 | | | | | | | |
| Total Plays | | | 1090 | 1030 | | | | | | | |
| Avg. Per Play | | | 4.6 | 5.0 | | | | | | | |
| NETYARDS RUSHING | | | 1644 | 1837 | | | | | | | |
| Avg. Per Game | | | 102.8 | 114.8 | | | | | | | |
| Total Rushes | | | 462 | 473 | | | | | | | |
| NETYARDS PASSING | | | 3363 | 3323 | | | | | | | |
| Avg. Per Game | | | 210.2 | 207.7 | | | | | | | |
| Sacked/Yards Lost | | | 53/457 | 61/464 | | | | | | | |
| Gross Yards | | | 3820 | 3787 | | | | | | | |
| Att./Completions | | | 575/304 | 496/273 | | | | | | | |
| Completion Pct. | | | 52.9 | 55.0 | | | | | | | |
| Had Intercepted | | | 23 | 24 | | | | | | | |
| PUNTS/AVERAGE | | | 91/40.3 | 97/42.1 | | | | | | | |
| NET PUNTING AVG. | | | 33.8 | 34.6 | | | | | | | |
| PENALTIES/YARDS | | | 102/827 | 106/840 | | | | | | | |
| FUMBLES/BALL LOST | | | 34/18 | 39/20 | | | | | | | |
| TOUCHDOWNS | | | 44 | 35 | | | | | | | |
| Rushing | | | 9 | 12 | | | | | | | |
| Passing | | | 28 | 22 | | | | | | | |
| Returns | | | 7 | 1 | | | | | | | |
| TOTAL POINTS | | | 349 | 303 | | | | | | | |

| Passing | Att | Cmp | Yds | Cmp% | Yds/Att | TD | TD% | Int | Int% | LG | Sacked | Rating |
|---------|-----|-----|------|------|---------|----|-----|-----|------|----|--------|--------|
| Krieg | 532 | 285 | 3602 | 53.6 | 6.77 | 27 | 5.1 | 20 | 3.8 | 54 | 52/448 | 76.2 |
| Gilbert | 40 | 19 | 218 | 47.5 | 5.45 | 1 | 2.5 | 2 | 5.0 | 37 | 1/9 | 51.9 |
| SEA | 575 | 304 | 3820 | 52.9 | 6.64 | 28 | 4.9 | 23 | 4.0 | 54 | 53/457 | 73.4 |
| OPP | 496 | 273 | 3787 | 55.0 | 7.64 | 22 | 4.4 | 24 | 4.8 | 71 | 61/464 | 74.4 |

| Kickoff Returns | No | Yds | Avg | LG | TD |
|-----------------|----|------|------|----|----|
| Morris | 31 | 636 | 20.5 | 58 | 0 |
| Skansi | 19 | 358 | 18.8 | 35 | 0 |
| SEA | 58 | 1166 | 20.1 | 58 | 0 |
| OPP | 47 | 918 | 19.5 | 63 | 0 |

| Field Goals | 1-19 | 20-29 | 30-39 | 40-49 | 50+ |
|-------------|------|-------|-------|-------|-----|
| Johnson | 0-0 | 5-5 | 7-9 | 1-8 | 1-3 |
| SEA | 0-0 | 5-5 | 7-9 | 1-8 | 1-3 |
| OPP | 0-0 | 10-11 | 4-7 | 5-7 | 1-3 |

DEFENSIVE STATISTICS

| Player | T | S | A | Sac | PD | FF | FR |
|-----------|-----|----|----|------|----|----|----|
| F.Young | 118 | 93 | 25 | 3.0 | 2 | 0 | 1 |
| K. Butler | 108 | 71 | 37 | 0.0 | 3 | 2 | 3 |
| Green | 92 | 60 | 32 | 13.5 | 1 | 7 | 2 |
| Nash | 87 | 67 | 20 | 9.0 | 0 | 0 | 2 |
| Easley | 79 | 62 | 17 | 2.0 | 7 | 0 | 3 |
| Bryant | 73 | 49 | 24 | 8.5 | 4 | 0 | 4 |

Record (Finish): 8-8 (3rd, AFC West).

Head Coach: Chuck Knox (29-19, .604)

Assistants: Tom Catlin (Asst. Head Coach/Def. Coord./LBs), Ray Prochaska (Off. Coord.), George Dyer (DL), Chick Harris (RBs), Ralph Hawkins (DBs), Ken Meyer (QB), Steve Moore (WRs), Kent Stephenson (OL), Rusty Tillman (Sp. Teams/TEs), Joe Vitt (Sp. Assign.)

Captains: WR Steve Largent (Off.), CB Dave Brown (Def.), RB Eric Lane (Sp. Teams)

MVP: WR Steve Largent

Pro Bowl: SS Kenny Easley (4), WR Steve Largent (5), Sp. Freddie Young (2)

National Honors: RB Curt Warner, Comeback Player of the Year (SI)

First-Team All-NFL: SS Kenny Easley (AP, PFWA, NEA), WR Steve Largent (AP, PFWA, SI, C&PFN)

OFFENSE

| Pos. | | Starts |
|------|---------------|--------|
| WR | Daryl Turner | 12 |
| LT | Ron Essink | 12 |
| LG | Edwin Bailey | 16 |
| C | Blair Bush | 16 |
| RG | Robert Pratt | 12 |
| RT | Steve August | 6 |
| TE | Charles Young | 14 |
| QB | Dave Krieg | 16 |
| RB | Curt Warner | 16 |
| FB | David Hughes | 10 |
| | Eric Lane | 3 |

DEFENSE

| | | |
|------|-----------------|----|
| LE | Jacob Green | 16 |
| NT | Joe Nash | 16 |
| RE | Jeff Bryant | 16 |
| LOLB | Bruce Scholtz | 16 |
| LILB | Freddie Young | 13 |
| RILB | Keith Butler | 16 |
| ROLB | Michael Jackson | 16 |
| LCB | Terry Taylor | 16 |
| RCB | Dave Brown | 16 |
| SS | Kenny Easley | 13 |
| FS | John Harris | 16 |

SPECIAL TEAMS

| | | |
|---|----------------|----|
| K | Norm Johnson | 16 |
| P | David Finzer | 12 |
| | Jeff West | 2 |
| | Jimmy Colquitt | 2 |

*Rookie or first-year player

AFC

| EASTERN | W | L | T | Pct. | Pts. | Opp. |
|--------------|----|----|---|------|------|------|
| Miami | 12 | 4 | 0 | .750 | 428 | 320 |
| N.Y. Jets* | 11 | 5 | 0 | .688 | 393 | 264 |
| New England* | 11 | 5 | 0 | .688 | 362 | 290 |
| Indianapolis | 5 | 11 | 0 | .313 | 320 | 386 |
| Buffalo | 2 | 14 | 0 | .125 | 200 | 381 |

| CENTRAL | W | L | T | Pct. | Pts. | Opp. |
|------------|---|----|---|------|------|------|
| Cleveland | 8 | 8 | 0 | .500 | 287 | 294 |
| Cincinnati | 7 | 9 | 0 | .438 | 441 | 437 |
| Pittsburgh | 7 | 9 | 0 | .438 | 379 | 355 |
| Houston | 5 | 11 | 0 | .313 | 284 | 412 |

| WESTERN | W | L | T | Pct. | Pts. | Opp. |
|--------------|----|----|---|------|------|------|
| L.A. Raiders | 12 | 4 | 0 | .750 | 354 | 308 |
| Denver | 11 | 5 | 0 | .688 | 380 | 329 |
| Seattle | 8 | 8 | 0 | .500 | 349 | 303 |
| San Diego | 8 | 8 | 0 | .500 | 467 | 435 |
| Kansas City | 6 | 10 | 0 | .375 | 317 | 360 |

*Wild Card team

NFC

| EASTERN | W | L | T | Pct. | Pts. | Opp. |
|--------------|----|----|---|------|------|------|
| Dallas | 10 | 6 | 0 | .625 | 357 | 333 |
| N.Y. Giants* | 10 | 6 | 0 | .625 | 399 | 283 |
| Washington | 10 | 6 | 0 | .625 | 297 | 312 |
| Philadelphia | 7 | 9 | 0 | .438 | 286 | 310 |
| St. Louis | 5 | 11 | 0 | .313 | 278 | 414 |

| CENTRAL | W | L | T | Pct. | Pts. | Opp. |
|-----------|----|----|---|------|------|------|
| Chicago | 15 | 1 | 0 | .938 | 456 | 198 |
| Green Bay | 8 | 8 | 0 | .500 | 337 | 355 |
| Minnesota | 7 | 9 | 0 | .438 | 346 | 359 |
| Detroit | 7 | 9 | 0 | .438 | 307 | 366 |
| Tampa Bay | 2 | 14 | 0 | .125 | 294 | 448 |

| WESTERN | W | L | T | Pct. | Pts. | Opp. |
|----------------|----|----|---|------|------|------|
| L.A. Rams | 11 | 5 | 0 | .688 | 340 | 277 |
| San Francisco* | 10 | 6 | 0 | .625 | 411 | 263 |
| New Orleans | 5 | 11 | 0 | .313 | 294 | 401 |
| Atlanta | 4 | 12 | 0 | .250 | 282 | 452 |

1986 REVIEW (10-6)

| Date | W/L | Score | Opponents | Att | By Quarters | 1 | 2 | 3 | 4 | OT | Tot |
|-------|-----|-------|-----------------|--------|-------------|----|-----|----|-----|----|-----|
| 09/07 | W | 30-0 | Pittsburgh | 61,461 | SEA | 69 | 96 | 80 | 121 | 0 | 366 |
| 09/14 | W | 23-17 | Kansas City | 61,068 | OPP | 60 | 103 | 52 | 78 | 0 | 293 |
| 09/21 | W | 38-31 | at New England | 58,977 | | | | | | | |
| 09/28 | L | 19-14 | at Washington | 54,157 | | | | | | | |
| 10/06 | W | 33-7 | San Diego | 63,207 | | | | | | | |
| 10/12 | L | 14-10 | at L.A. Raiders | 70,635 | | | | | | | |
| 10/19 | W | 17-12 | N.Y. Giants | 62,282 | | | | | | | |
| 10/26 | L | 20-13 | at Denver | 76,089 | | | | | | | |
| 11/02 | L | 38-7 | N.Y. Jets | 62,497 | | | | | | | |
| 11/09 | L | 27-7 | at Kansas City | 53,268 | | | | | | | |
| 11/16 | L | 34-7 | at Cincinnati | 54,410 | | | | | | | |
| 11/23 | W | 24-20 | Philadelphia | 55,786 | | | | | | | |
| 11/27 | W | 31-14 | at Dallas | 58,020 | | | | | | | |
| 12/08 | W | 37-0 | L.A. Raiders | 62,923 | | | | | | | |
| 12/14 | W | 34-24 | at San Diego | 47,096 | | | | | | | |
| 12/20 | W | 41-16 | Denver | 63,697 | | | | | | | |

| Team Statistics | | | Sea | Opp | | | | | | | |
|---------------------|--|--|---------|---------|--|--|--|--|--|--|--|
| TOTAL FIRST DOWNS | | | 291 | 310 | | | | | | | |
| Rushing | | | 123 | 93 | | | | | | | |
| Passing | | | 158 | 192 | | | | | | | |
| Penalty | | | 10 | 25 | | | | | | | |
| 3rd Down: Made/Att. | | | 96/221 | 84/225 | | | | | | | |
| 3rd Down Pct. | | | 43.4 | 37.3 | | | | | | | |
| 4th Down: Made/Att. | | | 0/6 | 6/18 | | | | | | | |
| 4th Down Pct. | | | 0.0 | 33.3 | | | | | | | |
| POSSESSION AVG. | | | 29:46 | 30:14 | | | | | | | |
| TOTAL NET YARDS | | | 5409 | 5341 | | | | | | | |
| Avg. Per Game | | | 338.1 | 333.8 | | | | | | | |
| Total Plays | | | 1005 | 1053 | | | | | | | |
| Avg. Per Play | | | 5.4 | 5.1 | | | | | | | |
| NET YARDS RUSHING | | | 2300 | 1759 | | | | | | | |
| Avg. Per Game | | | 143.8 | 109.9 | | | | | | | |
| Total Rushes | | | 513 | 471 | | | | | | | |
| NET YARDS PASSING | | | 3109 | 3582 | | | | | | | |
| Avg. Per Game | | | 194.3 | 223.9 | | | | | | | |
| Sacked/Yards Lost | | | 39/315 | 47/306 | | | | | | | |
| Gross Yards | | | 3424 | 3888 | | | | | | | |
| Att./Completions | | | 453/268 | 535/301 | | | | | | | |
| Completion Pct. | | | 59.2 | 56.3 | | | | | | | |
| Had Intercepted | | | 14 | 22 | | | | | | | |
| PUNTS/AVERAGE | | | 79/38.6 | 81/40.4 | | | | | | | |
| NET PUNTING AVG. | | | 33.0 | 33.7 | | | | | | | |
| PENALTIES/YARDS | | | 98/813 | 81/652 | | | | | | | |
| FUMBLES/BALL LOST | | | 29/13 | 26/14 | | | | | | | |
| TOUCHDOWNS | | | 43 | 34 | | | | | | | |
| Rushing | | | 15 | 12 | | | | | | | |
| Passing | | | 24 | 20 | | | | | | | |
| Returns | | | 4 | 2 | | | | | | | |
| TOTAL POINTS | | | 366 | 293 | | | | | | | |

| Scoring | TD | Ru | Pa | Rt | PAT | FG | S | Pts |
|------------|----|----|----|----|-------|-------|---|-----|
| N. Johnson | 0 | 0 | 0 | 0 | 42-42 | 22-35 | 0 | 108 |
| Warner | 13 | 13 | 0 | 0 | 0 | 0 | 0 | 78 |
| Largent | 9 | 0 | 9 | 0 | 0 | 0 | 0 | 54 |
| Turner | 7 | 0 | 7 | 0 | 0 | 0 | 0 | 42 |
| R. Butler | 4 | 0 | 4 | 0 | 0 | 0 | 0 | 24 |
| SEA | 43 | 15 | 24 | 4 | 42-43 | 22-35 | 0 | 366 |
| OPP | 34 | 12 | 20 | 2 | 32-34 | 19-28 | 0 | 293 |

| Rushing | Att | Yds | Avg | LG | TD |
|----------|-----|------|-----|----|----|
| Warner | 319 | 1481 | 4.6 | 60 | 13 |
| Williams | 129 | 538 | 4.2 | 36 | 0 |
| Morris | 19 | 149 | 7.8 | 49 | 1 |
| Krieg | 35 | 122 | 3.5 | 19 | 1 |
| SEA | 513 | 2300 | 4.5 | 60 | 15 |
| OPP | 471 | 1759 | 3.7 | 25 | 12 |

| Receiving | No | Yds | Avg | LG | TD |
|-----------|-----|------|------|----|----|
| Largent | 70 | 1070 | 15.3 | 38 | 9 |
| Warner | 41 | 342 | 8.3 | 26 | 0 |
| Franklin | 33 | 547 | 16.6 | 49 | 2 |
| Williams | 33 | 219 | 6.6 | 23 | 0 |
| Skansi | 22 | 271 | 12.3 | 39 | 0 |
| R. Butler | 19 | 351 | 18.5 | 67 | 4 |
| Turner | 18 | 334 | 18.6 | 72 | 7 |
| SEA | 268 | 3424 | 12.8 | 72 | 24 |
| OPP | 301 | 3888 | 12.9 | 83 | 20 |

| Interceptions | No | Yds | Avg | LG | TD |
|---------------|----|-----|------|----|----|
| Brown | 5 | 58 | 11.6 | 24 | 1 |
| Justin | 4 | 29 | 7.3 | 18 | 0 |
| Robinson | 3 | 39 | 13.0 | 25 | 0 |
| Moyer | 3 | 38 | 12.7 | 20 | 0 |
| SEA | 22 | 216 | 9.8 | 25 | 1 |
| OPP | 14 | 216 | 15.4 | 36 | 1 |

| Kickoff Returns | No | Yds | Avg | LG | TD |
|-----------------|----|------|------|----|----|
| Edmonds | 34 | 764 | 22.5 | 46 | 0 |
| Morris | 23 | 465 | 20.2 | 38 | 0 |
| SEA | 64 | 1322 | 20.7 | 46 | 0 |
| OPP | 59 | 1002 | 17.0 | 42 | 0 |

| Punting | No | Yds | Avg | Net | TB | I20 | LG | B |
|---------|----|------|------|------|----|-----|----|---|
| Gamache | 79 | 3048 | 38.6 | 33.0 | 7 | 10 | 55 | 0 |
| SEA | 79 | 3048 | 38.6 | 33.0 | 7 | 10 | 55 | 0 |
| OPP | 81 | 3270 | 40.4 | 33.7 | 4 | 20 | 60 | 4 |

| Passing | Att | Cmp | Yds | Cmp% | Yds/Att | TD | TD% | Int | Int% | LG | Sacked | Rating |
|---------|-----|-----|------|------|---------|----|-----|-----|------|----|--------|--------|
| Krieg | 375 | 225 | 2921 | 60.0 | 7.79 | 21 | 5.6 | 11 | 2.9 | 72 | 35/281 | 91.0 |
| Gilbert | 76 | 42 | 485 | 55.3 | 6.38 | 3 | 3.9 | 3 | 3.9 | 38 | 4/34 | 71.4 |
| SEA | 453 | 268 | 3424 | 59.2 | 7.56 | 24 | 5.3 | 14 | 3.1 | 72 | 39/315 | 87.7 |
| OPP | 535 | 301 | 3888 | 56.3 | 7.27 | 20 | 3.7 | 22 | 4.1 | 83 | 47/306 | 74.6 |

| Punt Returns | No | FC | Yds | Avg | LG | TD |
|--------------|----|----|-----|------|----|----|
| Edmonds | 34 | 14 | 419 | 12.3 | 75 | 1 |
| SEA | 39 | 14 | 457 | 11.7 | 75 | 1 |
| OPP | 38 | 21 | 298 | 7.8 | 28 | 0 |

| Field Goals | 1-19 | 20-29 | 30-39 | 40-49 | 50+ |
|-------------|------|-------|-------|-------|-----|
| N. Johnson | 0-0 | 6-8 | 8-9 | 3-11 | 5-7 |
| SEA | 0-0 | 6-8 | 8-9 | 3-11 | 5-7 |
| OPP | 0-0 | 4-4 | 10-13 | 3-8 | 2-3 |

DEFENSIVE STATISTICS

| Player | T | S | A | Sac | PD | FF | FR |
|-----------|-----|----|----|-----|----|----|----|
| Young | 121 | 93 | 28 | 6.0 | 0 | 0 | 0 |
| Robinson | 99 | 81 | 18 | 0.0 | 10 | 0 | 3 |
| K. Butler | 96 | 66 | 30 | 1.0 | 5 | 1 | 0 |
| Gaines | 94 | 71 | 23 | 5.0 | 1 | 0 | 1 |
| Scholtz | 79 | 59 | 20 | 3.0 | 1 | 4 | 0 |

Record (Finish): 10-6 (3rd, AFC West)

Head Coach: Chuck Knox (39-25, .609)

Assistants: Tom Catlin (Asst. Head Coach/Def. Coord./LBs), Steve Moore (Off. Coord./WRs), George Dyer (DL), Chick Harris (RBs), Ralph Hawkins (DBs), Ken Meyer (QB), Russ Purnell (Sp. Assign.), Kent Stephenson (OL), Rusty Tillman (Sp. Teams/TEs), Joe Vitt (Sp. Assign.)

Captains: WR Steve Largent (Off.), CB Dave Brown (Def.), RB Eric Lane (Sp. Teams)

MVP: RB Curt Warner

Pro Bowl: KR Bobby Joe Edmonds (1), DE Jacob Green (1), WR Steve Largent (6), RB Curt Warner (2), LB Fred Young (3)

National Honors: RB Curt Warner, AFC Player of the Year (UPI)

First-Team All-NFL: KR Bobby Joe Edmonds (AP, PFWA, SN, PFW, FD)

OFFENSE

| Pos. | | Starts |
|------|-------------------|--------|
| WR | Daryl Turner | 12 |
| LT | *Ron Mattes | 16 |
| LG | Edwin Bailey | 12 |
| C | Blair Bush | 7 |
| | Will Grant | 6 |
| RG | Bryan Millard | 16 |
| RT | Mike Wilson | 16 |
| TE | Mike Tice | 15 |
| WR | Steve Largent | 16 |
| QB | Dave Krieg | 14 |
| | Gale Gilbert | 2 |
| RB | Curt Warner | 16 |
| FB | *John L. Williams | 16 |

DEFENSE

| | | |
|------|-----------------|----|
| LE | Jacob Green | 16 |
| NT | Joe Nash | 11 |
| RE | Jeff Bryant | 12 |
| LOLB | Bruce Scholtz | 16 |
| LILB | Fredd Young | 16 |
| RILB | Keith Butler | 15 |
| ROLB | Greg Gaines | 15 |
| LCB | Terry Taylor | 15 |
| RCB | Dave Brown | 16 |
| SS | Kenny Easley | 10 |
| | Paul Moyer | 6 |
| FS | Eugene Robinson | 16 |

SPECIAL TEAMS

| | | |
|---|----------------|----|
| K | Norm Johnson | 16 |
| P | *Vince Gamache | 16 |

*Rookie or first-year player

AFC

| EASTERN | W | L | T | Pct. | Pts. | Opp. |
|--------------|----|----|---|------|------|------|
| New England | 11 | 5 | 0 | .688 | 412 | 307 |
| N.Y. Jets* | 10 | 6 | 0 | .625 | 364 | 386 |
| Miami | 8 | 8 | 0 | .500 | 430 | 405 |
| Buffalo | 4 | 12 | 0 | .250 | 287 | 348 |
| Indianapolis | 3 | 13 | 0 | .188 | 229 | 400 |

| CENTRAL | W | L | T | Pct. | Pts. | Opp. |
|------------|----|----|---|------|------|------|
| Cleveland | 12 | 4 | 0 | .750 | 391 | 310 |
| Cincinnati | 10 | 6 | 0 | .625 | 409 | 394 |
| Pittsburgh | 6 | 10 | 0 | .375 | 307 | 336 |
| Houston | 5 | 11 | 0 | .313 | 274 | 329 |

| WESTERN | W | L | T | Pct. | Pts. | Opp. |
|--------------|----|----|---|------|------|------|
| Denver | 11 | 5 | 0 | .688 | 378 | 327 |
| Kansas City* | 10 | 6 | 0 | .625 | 358 | 326 |
| Seattle | 10 | 6 | 0 | .625 | 366 | 293 |
| L.A. Raiders | 8 | 8 | 0 | .500 | 323 | 346 |
| San Diego | 4 | 12 | 0 | .250 | 335 | 396 |

*=Wild Card team

NFC

| EASTERN | W | L | T | Pct. | Pts. | Opp. |
|--------------|----|----|---|------|------|------|
| N.Y. Giants | 14 | 2 | 0 | .875 | 371 | 236 |
| Washington* | 12 | 4 | 0 | .750 | 368 | 296 |
| Dallas | 7 | 9 | 0 | .438 | 346 | 337 |
| Philadelphia | 5 | 10 | 1 | .344 | 256 | 312 |
| St. Louis | 4 | 11 | 1 | .281 | 218 | 351 |

| CENTRAL | W | L | T | Pct. | Pts. | Opp. |
|-----------|----|----|---|------|------|------|
| Chicago | 14 | 2 | 0 | .875 | 352 | 187 |
| Minnesota | 9 | 7 | 0 | .563 | 398 | 273 |
| Detroit | 5 | 11 | 0 | .313 | 277 | 326 |
| Green Bay | 4 | 12 | 0 | .250 | 254 | 418 |
| Tampa Bay | 2 | 14 | 0 | .125 | 239 | 473 |

| WESTERN | W | L | T | Pct. | Pts. | Opp. |
|---------------|----|---|---|------|------|------|
| San Francisco | 10 | 5 | 1 | .656 | 374 | 247 |
| L.A. Rams* | 10 | 6 | 0 | .625 | 309 | 267 |
| Atlanta | 7 | 8 | 1 | .469 | 280 | 280 |
| New Orleans | 7 | 9 | 0 | .438 | 288 | 287 |

1987 REVIEW (9-6; 0-1 PLAYOFFS)

| Date | W/L | Score | Opponents | Att | By Quarters | 1 | 2 | 3 | 4 | OT | Tot |
|-------|-----|-------|-----------------|--------|----------------|-----|------|-----|----|-------|-------------|
| 09/13 | L | 40-17 | at Denver | 75,999 | SEA | 79 | 132 | 95 | 65 | --- | 371 |
| 09/20 | W | 43-14 | Kansas City | 61,667 | OPP | 51 | 110 | 75 | 78 | --- | 314 |
| 09/27 | | | at San Diego | Cxl | | | | | | | |
| 10/04 | W | 24-20 | Miami | 19,448 | Scoring | | | | | | |
| 10/11 | L | 17-10 | Cincinnati | 31,739 | N. Johnson | 0 | 0 | 0 | 0 | 40-40 | 15-20 0 85 |
| 10/18 | W | 37-14 | at Detroit | 8,310 | Warner | 10 | 8 | 2 | 0 | 0 | 0 60 |
| 10/25 | W | 35-13 | at L.A. Raiders | 52,735 | Largent | 8 | 0 | 8 | 0 | 0 | 0 48 |
| 11/01 | W | 28-17 | Minnesota | 61,134 | Turner | 6 | 0 | 6 | 0 | 0 | 0 36 |
| 11/09 | L | 30-14 | at N.Y. Jets | 60,452 | SEA | 46 | 13 | 31 | 2 | 44-46 | 17-22 0 371 |
| 11/15 | W | 24-13 | Green Bay | 60,693 | OPP | 36 | 14 | 20 | 2 | 35-36 | 21-26 0 314 |
| 11/22 | W | 34-3 | San Diego | 62,444 | Rushing | | | | | | |
| 11/30 | L | 37-14 | L.A. Raiders | 62,802 | | | | | | | |
| 12/06 | L | 13-9 | at Pittsburgh | 48,881 | Warner | 234 | 985 | 4.2 | 57 | 8 | |
| 12/13 | W | 28-21 | Denver | 61,759 | J. Williams | 113 | 500 | 4.4 | 48 | 1 | |
| 12/20 | W | 34-21 | at Chicago | 62,518 | Krieg | 36 | 155 | 4.3 | 17 | 2 | |
| 12/27 | L | 41-20 | at Kansas City | 20,370 | SEA | 496 | 2023 | 4.1 | 57 | 13 | |
| | | | | | OPP | 472 | 2201 | 4.7 | 91 | 14 | |

POSTSEASON

| | | | | | | | | | | | |
|-------|---|-------|----------------------|--------|------------------|----|-----|-----|----|----|--|
| 01/03 | L | 23-20 | at Houston (OT) | 49,662 | Receiving | | | | | | |
| | | | (AFC Wild Card Game) | | | | | | | | |
| | | | | | | No | Yds | Avg | LG | TD | |

| Team Statistics | | Sea | Opp | | | | | | | | |
|---------------------|--|---------|---------|--|--|--|--|--|--|--|--|
| TOTAL FIRST DOWNS | | 301 | 297 | | | | | | | | |
| Rushing | | 120 | 133 | | | | | | | | |
| Passing | | 154 | 148 | | | | | | | | |
| Penalty | | 27 | 16 | | | | | | | | |
| 3rd Down: Made/Att. | | 92/189 | 85/196 | | | | | | | | |
| 3rd Down Pct. | | 48.7 | 43.4 | | | | | | | | |
| 4th Down: Made/Att. | | 4/9 | 4/10 | | | | | | | | |
| 4th Down Pct. | | 44.4 | 40.0 | | | | | | | | |
| POSSESSION AVG. | | 30:35 | 29:25 | | | | | | | | |
| TOTAL NETYARDS | | 4735 | 5159 | | | | | | | | |
| Avg. Per Game | | 315.7 | 343.9 | | | | | | | | |
| Total Plays | | 937 | 954 | | | | | | | | |
| Avg. Per Play | | 5.1 | 5.4 | | | | | | | | |
| NETYARDS RUSHING | | 2023 | 2201 | | | | | | | | |
| Avg. Per Game | | 134.9 | 146.7 | | | | | | | | |
| Total Rushes | | 937 | 472 | | | | | | | | |
| NETYARDS PASSING | | 2712 | 2958 | | | | | | | | |
| Avg. Per Game | | 180.8 | 197.2 | | | | | | | | |
| Sacked/Yards Lost | | 36/316 | 37/238 | | | | | | | | |
| Gross Yards | | 3028 | 3196 | | | | | | | | |
| Att./Completions | | 405/237 | 445/255 | | | | | | | | |
| Completion Pct. | | 58.5 | 57.3 | | | | | | | | |
| Had Intercepted | | 21 | 17 | | | | | | | | |
| PUNTS/AVERAGE | | 61/38.9 | 63/39.1 | | | | | | | | |
| NET PUNTING AVG. | | 33.1 | 32.7 | | | | | | | | |
| PENALTIES/YARDS | | 79/668 | 104/890 | | | | | | | | |
| FUMBLES/BALL LOST | | 32/16 | 38/21 | | | | | | | | |
| TOUCHDOWNS | | 46 | 36 | | | | | | | | |
| Rushing | | 13 | 14 | | | | | | | | |
| Passing | | 31 | 20 | | | | | | | | |
| Returns | | 2 | 2 | | | | | | | | |
| TOTAL POINTS | | 371 | 314 | | | | | | | | |

| Interceptions | | No | Yds | Avg | LG | TD |
|---------------|--|----|-----|------|----|----|
| Easley | | 4 | 47 | 11.8 | 22 | 0 |
| Robinson | | 3 | 75 | 25.0 | 44 | 0 |
| Jenkins | | 3 | 46 | 15.3 | 34 | 0 |
| SEA | | 17 | 289 | 17.0 | 53 | 1 |
| OPP | | 21 | 146 | 7.0 | 32 | 0 |

| Punt Returns | | No | FC | Yds | Avg | LG | TD |
|--------------|--|----|----|-----|------|----|----|
| Edmonds | | 20 | 4 | 251 | 12.6 | 40 | 0 |
| SEA | | 32 | 8 | 322 | 10.1 | 40 | 0 |
| OPP | | 32 | 12 | 251 | 7.8 | 91 | 1 |

| Punting | | No | Yds | Avg | Net | TB | I20 | LG | B |
|-----------|--|----|------|------|------|----|-----|----|---|
| Rodriguez | | 47 | 1880 | 40.0 | 34.0 | 5 | 17 | 63 | 0 |
| SEA | | 61 | 2370 | 38.9 | 33.1 | 5 | 18 | 63 | 0 |
| OPP | | 63 | 2465 | 39.1 | 32.7 | 4 | 13 | 60 | 1 |

| Kickoff Returns | | No | Yds | Avg | LG | TD |
|-----------------|--|----|------|------|----|----|
| Edmonds | | 27 | 564 | 20.9 | 43 | 0 |
| Hollis | | 10 | 263 | 26.3 | 41 | 0 |
| SEA | | 64 | 1236 | 19.3 | 43 | 0 |
| OPP | | 67 | 1379 | 20.6 | 92 | 1 |

| Field Goals | | 1-19 | 20-29 | 30-39 | 40-49 | 50+ |
|-------------|--|------|-------|-------|-------|-----|
| N. Johnson | | 0-0 | 7-7 | 4-7 | 4-5 | 0-1 |
| Hagler | | 0-0 | 2-2 | 0-0 | 0-0 | 0-0 |
| SEA | | 0-0 | 9-9 | 4-7 | 4-5 | 0-1 |
| OPP | | 0-0 | 7-7 | 9-9 | 5-8 | 0-2 |

| Passing | Att | Cmp | Yds | Cmp% | Yds/Att | TD | TD% | Int | Int% | LG | Sacked | Rating |
|----------|-----|-----|------|------|---------|----|------|-----|------|----|--------|--------|
| Krieg | 294 | 178 | 2131 | 60.5 | 7.25 | 23 | 7.8 | 15 | 5.1 | 75 | 27/247 | 87.6 |
| Mathison | 76 | 36 | 501 | 47.4 | 6.59 | 3 | 3.9 | 5 | 6.6 | 47 | 6/49 | 54.8 |
| Kemp | 33 | 23 | 396 | 69.7 | 12.00 | 5 | 15.2 | 1 | 3.0 | 55 | 3/20 | 137.1 |
| SEA | 405 | 237 | 3028 | 58.5 | 7.48 | 31 | 7.7 | 21 | 5.2 | 75 | 36/316 | 85.9 |
| OPP | 445 | 255 | 3196 | 57.3 | 7.18 | 20 | 4.5 | 17 | 3.8 | 81 | 37/238 | 78.8 |

DEFENSIVE STATISTICS

| Player | T | S | A | Sac | PD | FF | FR |
|----------|----|----|----|-----|----|----|----|
| F.Young | 99 | 78 | 21 | 9.0 | 5 | 5 | 4 |
| Bosworth | 78 | 64 | 14 | 4.0 | 3 | 2 | 2 |
| Robinson | 69 | 49 | 20 | 0.0 | 3 | 0 | 1 |
| Bryant | 52 | 40 | 12 | 4.0 | 0 | 1 | 1 |
| J. Green | 48 | 36 | 12 | 9.5 | 0 | 3 | 1 |

Record (Finish): 9-6 (2nd, AFC West). Lost wild card playoff at Houston 23-20 (OT).

Head Coach: Chuck Knox (48-31, .608)

Assistants: Tom Catlin (Asst. Head Coach/Def. Coord./OLBs), Steve Moore (Off. Coord./WRs), George Dyer (DL), Chick Harris (RBs), Ralph Hawkins (DBs), Ken Meyer (QBs), Russ Purnell (TEs/Asst. Sp. Teams), Kent Stephenson (OL), Rusty Tillman (Sp. Teams/ILBs), Joe Vitt (Sp. Assign.)

Captains: WR Steve Largent and RB Curt Warner (Off.), S Kenny Easley (Def.), S Paul Moyer (Sp. Teams)

MVP: WR Steve Largent

Pro Bowl: S Kenny Easley (5), DE Jacob Green (2), WR Steve Largent (7), RB Curt Warner (3), LB Fredd Young (4)

National Honors: None

First-Team All-NFL: WR Steve Largent (PFWA), G Bryan Millard (Films), RB Curt Warner (SI, NEA), LB Fredd Young (AP, PFWA, Films, SI, PFW, SN, NEA)

OFFENSE

| Pos. | | Starts |
|------|------------------|--------|
| WR | Daryl Turner | 8 |
| LT | Ron Mattes | 12 |
| LG | Edwin Bailey | 12 |
| C | Blair Bush | 11 |
| RG | Bryan Millard | 12 |
| RT | Mike Wilson | 12 |
| TE | Mike Tice | 12 |
| WR | Steve Largent | 13 |
| QB | Dave Krieg | 12 |
| RB | Curt Warner | 12 |
| FB | John L. Williams | 10 |

DEFENSE

| | | |
|------|-----------------|----|
| LE | Jacob Green | 12 |
| NT | Joe Nash | 12 |
| RE | Jeff Bryant | 12 |
| LOLB | Bruce Scholtz | 7 |
| | *Tony Woods | 5 |
| LILB | Fredd Young | 13 |
| RILB | *Brian Bosworth | 12 |
| ROLB | Greg Gaines | 10 |
| | *Tony Woods | 2 |
| LCB | Terry Taylor | 12 |
| RCB | Patrick Hunter | 11 |
| SS | Kenny Easley | 11 |
| FS | Eugene Robinson | 12 |

SPECIAL TEAMS

| | | |
|---|-----------------|----|
| K | Norm Johnson | 13 |
| P | Ruben Rodriguez | 13 |

*Rookie or first-year player

AFC

| EASTERN | W | L | T | Pct. | Pts. | Opp. |
|--------------|---|---|---|------|------|------|
| Indianapolis | 9 | 6 | 0 | .600 | 300 | 238 |
| New England | 8 | 7 | 0 | .533 | 320 | 293 |
| Miami | 8 | 7 | 0 | .533 | 362 | 335 |
| Buffalo | 7 | 8 | 0 | .467 | 270 | 305 |
| N.Y. Jets | 6 | 9 | 0 | .400 | 280 | 312 |

| CENTRAL | W | L | T | Pct. | Pts. | Opp. |
|------------|----|----|---|------|------|------|
| Cleveland | 10 | 5 | 0 | .677 | 390 | 239 |
| Houston* | 9 | 6 | 0 | .600 | 345 | 349 |
| Pittsburgh | 8 | 7 | 0 | .533 | 285 | 299 |
| Cincinnati | 4 | 11 | 0 | .267 | 285 | 370 |

| WESTERN | W | L | T | Pct. | Pts. | Opp. |
|--------------|----|----|---|------|------|------|
| Denver | 10 | 4 | 1 | .700 | 379 | 288 |
| Seattle* | 9 | 6 | 0 | .600 | 371 | 314 |
| San Diego | 8 | 7 | 0 | .533 | 253 | 317 |
| L.A. Raiders | 5 | 10 | 0 | .333 | 301 | 289 |
| Kansas City | 4 | 11 | 0 | .267 | 273 | 388 |

*= Wild Card team

NFC

| EASTERN | W | L | T | Pct. | Pts. | Opp. |
|--------------|----|---|---|------|------|------|
| Washington | 11 | 4 | 0 | .733 | 379 | 385 |
| Dallas | 7 | 8 | 0 | .467 | 340 | 348 |
| St. Louis | 7 | 8 | 0 | .467 | 362 | 268 |
| Philadelphia | 7 | 8 | 0 | .467 | 337 | 380 |
| N.Y. Giants | 6 | 9 | 0 | .400 | 280 | 312 |

| CENTRAL | W | L | T | Pct. | Pts. | Opp. |
|------------|----|----|---|------|------|------|
| Chicago | 11 | 4 | 0 | .733 | 356 | 282 |
| Minnesota* | 8 | 7 | 0 | .533 | 336 | 335 |
| Green Bay | 5 | 9 | 1 | .367 | 255 | 300 |
| Tampa Bay | 4 | 11 | 0 | .267 | 286 | 360 |
| Detroit | 4 | 11 | 0 | .267 | 269 | 384 |

| WESTERN | W | L | T | Pct. | Pts. | Opp. |
|---------------|----|----|---|------|------|------|
| San Francisco | 13 | 2 | 0 | .867 | 459 | 253 |
| New Orleans* | 12 | 3 | 0 | .800 | 422 | 283 |
| L.A. Rams | 6 | 9 | 0 | .400 | 317 | 361 |
| Atlanta | 3 | 12 | 0 | .200 | 205 | 436 |

1988 REVIEW (9-7; 0-1 PLAYOFFS)

| Date | W/L | Score | Opponents | Att | By Quarters | 1 | 2 | 3 | 4 | OT | Tot |
|-------|-----|-------|-----------------|--------|-------------|----|-----|----|----|-------|-------------|
| 09/04 | W | 21-14 | at Denver | 75,986 | SEA | 58 | 124 | 83 | 74 | ---- | 339 |
| 09/11 | W | 31-10 | Kansas City | 61,512 | OPP | 75 | 90 | 72 | 92 | ---- | 329 |
| 09/18 | L | 17-6 | at San Diego | 44,449 | | | | | | | |
| 09/25 | L | 38-7 | San Francisco | 62,382 | | | | | | | |
| 10/02 | W | 31-20 | at Atlanta | 28,619 | | | | | | | |
| 10/09 | W | 16-10 | at Cleveland | 78,605 | | | | | | | |
| 10/16 | L | 20-19 | New Orleans | 63,569 | | | | | | | |
| 10/23 | L | 31-10 | at L.A. Rams | 57,033 | | | | | | | |
| 10/30 | W | 17-14 | San Diego | 59,641 | | | | | | | |
| 11/06 | L | 13-3 | Buffalo | 61,074 | SEA | 39 | 14 | 22 | 3 | 39-39 | 22-28 0 339 |
| 11/13 | W | 27-24 | Houston | 60,446 | OPP | 38 | 14 | 21 | 3 | 38-38 | 21-32 0 329 |
| 11/20 | L | 27-24 | at Kansas City | 33,152 | | | | | | | |
| 11/28 | W | 35-27 | L.A. Raiders | 62,641 | | | | | | | |
| 12/04 | L | 13-7 | at New England | 59,068 | | | | | | | |
| 12/11 | W | 42-14 | Denver | 62,839 | | | | | | | |
| 12/18 | W | 43-37 | at L.A. Raiders | 61,127 | | | | | | | |

POSTSEASON

| | | | | |
|--------------------------|---|-------|---------------|--------|
| 12/31 | L | 21-13 | at Cincinnati | 58,560 |
| (AFC Divisional Playoff) | | | | |

Team Statistics

| | Sea | Opp |
|---------------------|---------|---------|
| TOTAL FIRST DOWNS | 291 | 321 |
| Rushing | 125 | 134 |
| Passing | 139 | 171 |
| Penalty | 27 | 16 |
| 3rd Down: Made/Att. | 83/211 | 96/219 |
| 3rd Down Pct. | 39.3 | 43.8 |
| 4th Down: Made/Att. | 7/16 | 10/16 |
| 4th Down Pct. | 43.8 | 62.5 |
| POSSESSION AVG. | 28:32 | 31:28 |
| TOTAL NETYARDS | 4842 | 5639 |
| Avg. Per Game | 302.6 | 352.4 |
| Total Plays | 983 | 1040 |
| Avg. Per Play | 4.9 | 5.4 |
| NETYARDS RUSHING | 2086 | 2286 |
| Avg. Per Game | 130.4 | 142.9 |
| Total Rushes | 517 | 509 |
| NETYARDS PASSING | 2756 | 3353 |
| Avg. Per Game | 172.3 | 209.6 |
| Sacked/Yards Lost | 29/223 | 30/265 |
| Gross Yards | 2979 | 3618 |
| Att./Completions | 437/245 | 501/280 |
| Completion Pct. | 56.1 | 55.9 |
| Had Intercepted | 20 | 22 |
| PUNTS/AVERAGE | 70/40.8 | 66/42.1 |
| NET PUNTING AVG. | 36.8 | 35.7 |
| PENALTIES/YARDS | 89/790 | 111/861 |
| FUMBLES/BALL LOST | 29/14 | 31/18 |
| TOUCHDOWNS | 39 | 38 |
| Rushing | 14 | 14 |
| Passing | 22 | 21 |
| Returns | 3 | 3 |
| TOTAL POINTS | 339 | 329 |

| Scoring | TD | Ru | Pa | Rt | PAT | FG | S | Pts |
|------------|----|----|----|----|-------|-------|---|-----|
| N. Johnson | 0 | 0 | 0 | 0 | 39-39 | 22-28 | 0 | 105 |
| Warner | 12 | 10 | 2 | 0 | 0 | 0 | 0 | 72 |
| Blades | 8 | 0 | 8 | 0 | 0 | 0 | 0 | 48 |
| Williams | 7 | 4 | 3 | 0 | 0 | 0 | 0 | 42 |
| Butler | 4 | 0 | 4 | 0 | 0 | 0 | 0 | 24 |
| SEA | 39 | 14 | 22 | 3 | 39-39 | 22-28 | 0 | 339 |
| OPP | 38 | 14 | 21 | 3 | 38-38 | 21-32 | 0 | 329 |

| Rushing | Att | Yds | Avg | LG | TD |
|----------|-----|------|-----|----|----|
| Warner | 266 | 1025 | 3.9 | 29 | 10 |
| Williams | 189 | 877 | 4.6 | 44 | 4 |
| SEA | 517 | 2986 | 4.0 | 44 | 14 |
| OPP | 509 | 2286 | 4.5 | 42 | 14 |

| Receiving | No | Yds | Avg | LG | TD |
|-----------|-----|------|------|----|----|
| Williams | 58 | 651 | 11.2 | 75 | 3 |
| Blades | 40 | 682 | 17.1 | 55 | 8 |
| Largent | 39 | 645 | 16.5 | 46 | 2 |
| Tice | 29 | 244 | 8.4 | 26 | 0 |
| SEA | 245 | 2979 | 12.2 | 75 | 22 |
| OPP | 280 | 3618 | 12.9 | 69 | 21 |

| Interceptions | No | Yds | Avg | LG | TD |
|---------------|----|-----|------|----|----|
| Moyer | 6 | 79 | 13.2 | 34 | 0 |
| Taylor | 5 | 53 | 10.6 | 27 | 1 |
| Jenkins | 3 | 41 | 13.7 | 21 | 0 |
| SEA | 22 | 280 | 12.7 | 34 | 1 |
| OPP | 20 | 195 | 9.8 | 55 | 1 |

| Punting | No | Yds | Avg | Net | TB | I20 | LG | B |
|-----------|----|------|------|------|----|-----|----|---|
| Rodriguez | 70 | 2858 | 40.8 | 36.8 | 4 | 14 | 68 | 0 |
| SEA | 70 | 2858 | 40.8 | 36.8 | 4 | 14 | 68 | 0 |
| OPP | 66 | 2778 | 42.1 | 35.7 | 4 | 22 | 59 | 0 |

| Punt Returns | No | FC | Yds | Avg | LG | TD |
|--------------|----|----|-----|-----|----|----|
| Edmonds | 35 | 8 | 340 | 9.7 | 41 | 0 |
| SEA | 37 | 8 | 340 | 9.2 | 41 | 0 |
| OPP | 36 | 14 | 202 | 5.6 | 16 | 0 |

| Kickoff Returns | No | Yds | Avg | LG | TD |
|-----------------|----|------|------|----|----|
| Edmonds | 40 | 900 | 22.5 | 65 | 0 |
| Morris | 11 | 218 | 19.8 | 30 | 0 |
| SEA | 62 | 1352 | 21.8 | 65 | 0 |
| OPP | 66 | 1207 | 18.3 | 95 | 0 |

| Field Goals | 1-19 | 20-29 | 30-39 | 40-49 | 50+ |
|-------------|------|-------|-------|-------|-----|
| N. Johnson | 1-1 | 4-4 | 7-9 | 10-14 | 0-0 |
| SEA | 1-1 | 4-4 | 7-9 | 10-14 | 0-0 |
| OPP | 0-0 | 10-11 | 6-10 | 4-6 | 1-5 |

| Passing | Att | Cmp | Yds | Cmp% | Yds/Att | TD | TD% | Int | Int% | LG | Sacked | Rating |
|----------|-----|-----|------|------|---------|----|-----|-----|------|----|--------|--------|
| Krieg | 228 | 134 | 1741 | 58.8 | 7.64 | 18 | 7.9 | 8 | 3.5 | 75 | 12/92 | 94.6 |
| Stouffer | 173 | 98 | 1106 | 56.6 | 6.39 | 4 | 2.3 | 6 | 3.5 | 53 | 13/110 | 69.2 |
| Kemp | 35 | 13 | 132 | 37.1 | 3.77 | 0 | 0.0 | 4 | 14.8 | 19 | 3/21 | 9.2 |
| SEA | 437 | 245 | 2979 | 56.1 | 6.82 | 22 | 5.0 | 20 | 4.6 | 75 | 29/233 | 74.9 |
| OPP | 501 | 280 | 3618 | 55.9 | 7.22 | 21 | 4.2 | 22 | 4.4 | 69 | 30/265 | 74.4 |

DEFENSIVE STATISTICS

| Player | T | S | A | Sac | PD | FF | FR |
|----------|-----|----|----|-----|----|----|----|
| Robinson | 114 | 85 | 29 | 1.0 | 3 | 1 | 0 |
| Wyman | 97 | 71 | 26 | 2.5 | 0 | 1 | 2 |
| Bosworth | 82 | 55 | 27 | 0.0 | 3 | 1 | 1 |
| Woods | 80 | 57 | 23 | 5.0 | 2 | 0 | 1 |
| Moyer | 73 | 52 | 21 | 0.0 | 2 | 0 | 2 |

Record (Finish): 9-7 (1st, AFC West). Lost divisional playoff at Cincinnati 21-13.

Head Coach: Chuck Knox (57-38, .600)

Assistants: Tom Catlin (Asst. Head Coach/ Def. Coord./OLBs), Steve Moore (Off. Coord./WRs), George Dyer (DL), Chick Harris (RBs), Ralph Hawkins (DBs), Ken Meyer (QBs), Russ Purnell (TEs/Asst. Sp. Teams), Kent Stephenson (OL), Rusty Tillman (Sp. Teams/LBs), Joe Vitt (Sp. Assign.)

Captains: WR Steve Largent (Off.), DE Jacob Green and S Eugene Robinson (Def.), Game-to-Game (Sp. Teams)

MVP: FB John L. Williams

Pro Bowl: QB Dave Krieg (2), Sp. Rufus Porter (1)

National Honors: WR Steve Largent, NFL Man of the Year

First-Team All-NFL: G Bryan Millard (SI), Sp. Teams Rufus Porter (PFW, C&PFN)

OFFENSE

| Pos. | Starts |
|------|---------------------|
| WR | *Brian Blades 7 |
| | Ray Butler 5 |
| LT | Ron Mattes 16 |
| LG | Edwin Bailey 16 |
| C | Blair Bush 14 |
| RG | Bryan Millard 14 |
| RT | Mike Wilson 16 |
| TE | Mike Tice 16 |
| WR | Steve Largent 15 |
| QB | Dave Krieg 9 |
| | *Kelly Stouffer 6 |
| | Jeff Kemp 1 |
| RB | Curt Warner 16 |
| FB | John L. Williams 16 |

DEFENSE

| | | |
|------|-----------------|----|
| LE | Jacob Green | 16 |
| NT | Joe Nash | 15 |
| RE | Jeff Bryant | 12 |
| LOLB | Bruce Scholtz | 15 |
| LILB | Brian Bosworth | 10 |
| | Darren Comeaux | 6 |
| RILB | Dave Wyman | 16 |
| ROLB | Tony Woods | 16 |
| LCB | Terry Taylor | 8 |
| | Melvin Jenkins | 8 |
| RCB | *Patrick Hunter | 8 |
| | Melvin Jenkins | 8 |
| SS | Paul Moyer | 16 |
| FS | Eugene Robinson | 16 |

SPECIAL TEAMS

| | | |
|------------------------------|-----------------|----|
| K | Norm Johnson | 16 |
| P | Ruben Rodriguez | 16 |
| *Rookie or first-year player | | |

AFC

| EASTERN | W | L | T | Pct. | Pts. | Opp. |
|--------------|----|----|---|------|------|------|
| Buffalo | 12 | 4 | 0 | .750 | 329 | 237 |
| Indianapolis | 9 | 7 | 0 | .563 | 354 | 315 |
| New England | 9 | 7 | 0 | .563 | 250 | 284 |
| N.Y. Jets | 8 | 7 | 1 | .531 | 372 | 354 |
| Miami | 6 | 10 | 0 | .375 | 319 | 380 |

| CENTRAL | W | L | T | Pct. | Pts. | Opp. |
|------------|----|----|---|------|------|------|
| Cincinnati | 12 | 4 | 0 | .750 | 448 | 329 |
| Cleveland* | 10 | 6 | 0 | .625 | 304 | 288 |
| Houston* | 10 | 6 | 0 | .625 | 424 | 365 |
| Pittsburgh | 5 | 11 | 0 | .313 | 336 | 421 |

| WESTERN | W | L | T | Pct. | Pts. | Opp. |
|--------------|---|----|---|------|------|------|
| Seattle | 9 | 7 | 0 | .563 | 339 | 329 |
| Denver | 8 | 8 | 0 | .500 | 327 | 352 |
| L.A. Raiders | 7 | 9 | 0 | .438 | 325 | 369 |
| San Diego | 6 | 10 | 0 | .375 | 231 | 332 |
| Kansas City | 4 | 11 | 1 | .281 | 254 | 320 |

*= Wild Card team

NFC

| EASTERN | W | L | T | Pct. | Pts. | Opp. |
|--------------|----|----|---|------|------|------|
| Philadelphia | 10 | 6 | 0 | .625 | 379 | 319 |
| N.Y. Giants | 10 | 6 | 0 | .625 | 359 | 304 |
| Washington | 7 | 9 | 0 | .438 | 345 | 387 |
| Phoenix | 7 | 9 | 0 | .438 | 344 | 398 |
| Dallas | 3 | 13 | 0 | .188 | 265 | 381 |

| CENTRAL | W | L | T | Pct. | Pts. | Opp. |
|------------|----|----|---|------|------|------|
| Chicago | 12 | 4 | 0 | .750 | 312 | 215 |
| Minnesota* | 11 | 5 | 0 | .688 | 406 | 233 |
| Tampa Bay | 5 | 11 | 0 | .313 | 261 | 350 |
| Detroit | 4 | 12 | 0 | .250 | 220 | 313 |
| Green Bay | 4 | 12 | 0 | .250 | 240 | 315 |

| WESTERN | W | L | T | Pct. | Pts. | Opp. |
|---------------|----|----|---|------|------|------|
| San Francisco | 10 | 6 | 0 | .625 | 369 | 294 |
| L.A. Rams* | 10 | 6 | 0 | .625 | 407 | 293 |
| New Orleans | 10 | 6 | 0 | .625 | 312 | 283 |
| Atlanta | 5 | 11 | 0 | .313 | 244 | 315 |

1989 REVIEW (7-9)

| Date | W/L | Score | Opponents | Att | By Quarters | 1 | 2 | 3 | 4 | OT | Tot |
|-------|-----|-------|-----------------|--------|-------------|----|----|----|----|----|-----|
| 09/10 | L | 31-7 | at Philadelphia | 64,287 | SEA | 72 | 60 | 41 | 68 | 0 | 241 |
| 09/17 | L | 34-24 | Phoenix | 60,444 | OPP | 81 | 80 | 86 | 77 | 3 | 327 |
| 09/24 | W | 24-3 | at New England | 48,025 | | | | | | | |
| 10/01 | W | 24-20 | at L.A. Raiders | 44,319 | | | | | | | |
| 10/08 | L | 20-16 | Kansas City | 60,715 | | | | | | | |
| 10/15 | W | 17-16 | at San Diego | 50,079 | | | | | | | |
| 10/22 | L | 24-21 | Denver (OT) | 62,353 | | | | | | | |
| 10/29 | W | 10-7 | San Diego | 59,691 | | | | | | | |
| 11/05 | L | 20-10 | at Kansas City | 54,489 | | | | | | | |
| 11/12 | L | 17-7 | Cleveland | 58,978 | | | | | | | |
| 11/19 | L | 15-3 | at N.Y. Giants | 75,014 | | | | | | | |
| 11/26 | L | 41-14 | at Denver | 75,117 | | | | | | | |
| 12/04 | W | 17-16 | Buffalo | 57,682 | | | | | | | |
| 12/10 | W | 24-17 | at Cincinnati | 54,744 | | | | | | | |
| 12/17 | W | 23-17 | L.A. Raiders | 61,076 | | | | | | | |
| 12/23 | L | 29-0 | Washington | 60,294 | | | | | | | |

| Team Statistics | | | | Sea | Opp | | | | | | | |
|---------------------|--|--|--|---------|---------|--|--|--|--|--|--|--|
| TOTAL FIRST DOWNS | | | | 290 | 293 | | | | | | | |
| Rushing | | | | 86 | 119 | | | | | | | |
| Passing | | | | 180 | 158 | | | | | | | |
| Penalty | | | | 24 | 16 | | | | | | | |
| 3rd Down: Made/Att. | | | | 85/211 | 89/213 | | | | | | | |
| 3rd Down Pct. | | | | 40.3 | 41.8 | | | | | | | |
| 4th Down: Made/Att. | | | | 8/17 | 5/16 | | | | | | | |
| 4th Down Pct. | | | | 47.1 | 31.3 | | | | | | | |
| POSSESSION AVG. | | | | 29:20 | 30:40 | | | | | | | |
| TOTAL NETYARDS | | | | 4596 | 5215 | | | | | | | |
| Avg. Per Game | | | | 287.3 | 325.9 | | | | | | | |
| Total Plays | | | | 1010 | 997 | | | | | | | |
| Avg. Per Play | | | | 4.6 | 5.2 | | | | | | | |
| NETYARDS RUSHING | | | | 1392 | 2118 | | | | | | | |
| Avg. Per Game | | | | 87.0 | 132.4 | | | | | | | |
| Total Rushes | | | | 405 | 520 | | | | | | | |
| NETYARDS PASSING | | | | 3204 | 3097 | | | | | | | |
| Avg. Per Game | | | | 200.3 | 193.6 | | | | | | | |
| Sacked/Yards Lost | | | | 46/379 | 32/235 | | | | | | | |
| Gross Yards | | | | 3583 | 3332 | | | | | | | |
| Att./Completions | | | | 559/316 | 445/252 | | | | | | | |
| Completion Pct. | | | | 56.5 | 56.6 | | | | | | | |
| Had Intercepted | | | | 23 | 9 | | | | | | | |
| PUNTS/AVERAGE | | | | 76/39.4 | 74/39.2 | | | | | | | |
| NET PUNTING AVG. | | | | 32.9 | 33.9 | | | | | | | |
| PENALTIES/YARDS | | | | 79/738 | 118/809 | | | | | | | |
| FUMBLES/BALL LOST | | | | 43/14 | 26/13 | | | | | | | |
| TOUCHDOWNS | | | | 28 | 37 | | | | | | | |
| Rushing | | | | 5 | 11 | | | | | | | |
| Passing | | | | 21 | 23 | | | | | | | |
| Returns | | | | 2 | 3 | | | | | | | |
| TOTAL POINTS | | | | 241 | 327 | | | | | | | |

| Scoring | TD | Ru | Pa | Rt | PAT | FG | S | Pts |
|------------|----|----|----|----|-------|-------|---|-----|
| N. Johnson | 0 | 0 | 0 | 0 | 27-27 | 15-25 | 0 | 72 |
| Williams | 7 | 1 | 6 | 0 | 0 | 0 | 0 | 42 |
| Blades | 5 | 0 | 5 | 0 | 0 | 0 | 0 | 30 |
| Skansi | 5 | 0 | 5 | 0 | 0 | 0 | 0 | 30 |
| Warner | 4 | 3 | 1 | 0 | 0 | 0 | 0 | 24 |
| SEA | 28 | 5 | 21 | 2 | 28-28 | 15-25 | 0 | 241 |
| OPP | 37 | 11 | 23 | 3 | 35-37 | 22-32 | 2 | 327 |

| Rushing | Att | Yds | Avg | LG | TD |
|----------|-----|------|-----|----|----|
| Warner | 194 | 631 | 3.3 | 34 | 3 |
| Williams | 146 | 499 | 3.4 | 21 | 1 |
| Krieg | 40 | 160 | 4.0 | 18 | 0 |
| SEA | 405 | 1392 | 3.4 | 34 | 5 |
| OPP | 520 | 2118 | 4.1 | 38 | 11 |

| Receiving | No | Yds | Avg | LG | TD |
|-----------|-----|------|------|----|----|
| Blades | 77 | 1063 | 13.8 | 60 | 5 |
| Williams | 76 | 657 | 8.6 | 51 | 6 |
| Skansi | 39 | 488 | 12.5 | 26 | 5 |
| Largent | 28 | 403 | 14.4 | 33 | 3 |
| Clark | 25 | 260 | 10.4 | 28 | 1 |
| Warner | 23 | 153 | 6.7 | 24 | 1 |
| SEA | 316 | 3583 | 11.3 | 60 | 21 |
| OPP | 252 | 3332 | 13.2 | 69 | 23 |

| Interceptions | No | Yds | Avg | LG | TD |
|---------------|----|-----|------|----|----|
| Robinson | 5 | 24 | 4.8 | 20 | 0 |
| Harper | 2 | 15 | 7.5 | 15 | 0 |
| SEA | 9 | 57 | 6.3 | 20 | 0 |
| OPP | 23 | 248 | 10.8 | 30 | 2 |

| Punting | No | Yds | Avg | Net | TB | I20 | LG | B |
|-----------|----|------|------|------|----|-----|----|---|
| Rodriguez | 75 | 2995 | 39.9 | 32.9 | 8 | 17 | 59 | 1 |
| SEA | 75 | 2995 | 39.9 | 32.9 | 8 | 17 | 59 | 1 |
| OPP | 74 | 2902 | 39.2 | 33.9 | 7 | 21 | 60 | 0 |

| Punt Returns | No | FC | Yds | Avg | LG | TD |
|--------------|----|----|-----|-----|----|----|
| Hollis | 18 | 7 | 164 | 9.1 | 21 | 0 |
| Jefferson | 12 | 10 | 87 | 7.3 | 19 | 0 |
| SEA | 30 | 17 | 251 | 8.4 | 21 | 0 |
| OPP | 41 | 12 | 334 | 8.1 | 49 | 0 |

| Passing | Att | Cmp | Yds | Cmp% | Yds/Att | TD | TD% | Int | Int% | LG | Sacked | Rating |
|----------|-----|-----|------|------|---------|----|-----|-----|------|----|--------|--------|
| Krieg | 499 | 286 | 3309 | 57.3 | 6.63 | 21 | 4.2 | 20 | 4.0 | 60 | 37/289 | 74.8 |
| Stouffer | 59 | 29 | 270 | 49.2 | 4.58 | 0 | 0.0 | 3 | 5.1 | 29 | 9/90 | 40.9 |
| SEA | 559 | 316 | 3583 | 56.5 | 6.41 | 21 | 3.8 | 23 | 4.1 | 60 | 46/379 | 71.3 |
| OPP | 445 | 252 | 3332 | 56.6 | 7.49 | 23 | 5.2 | 9 | 2.0 | 69 | 32/235 | 89.3 |

| Kickoff Returns | No | Yds | Avg | LG | TD |
|-----------------|----|------|------|----|----|
| Jefferson | 22 | 511 | 23.2 | 91 | 1 |
| Harris | 18 | 334 | 18.6 | 25 | 0 |
| Hollis | 15 | 247 | 16.5 | 30 | 0 |
| SEA | 65 | 1246 | 19.2 | 97 | 1 |
| OPP | 44 | 814 | 18.5 | 37 | 0 |

| Field Goals | 1-19 | 20-29 | 30-39 | 40-49 | 50+ |
|-------------|------|-------|-------|-------|-----|
| N. Johnson | 1-1 | 6-7 | 3-4 | 4-8 | 1-5 |
| SEA | 1-1 | 6-7 | 3-4 | 4-8 | 1-5 |
| OPP | 1-1 | 10-13 | 8-10 | 3-7 | 0-1 |

DEFENSIVE STATISTICS

| Player | T | S | A | Sac | PD | FF | FR |
|----------|-----|----|----|-----|----|----|----|
| Robinson | 102 | 72 | 30 | 0.0 | 5 | 2 | 0 |
| Wyman | 98 | 72 | 26 | 0.0 | 1 | 2 | 0 |
| Glasgow | 97 | 77 | 20 | 0.0 | 7 | 0 | 5 |
| Nash | 92 | 65 | 27 | 8.0 | 1 | 3 | 0 |
| Comeaux | 88 | 64 | 24 | 0.0 | 1 | 0 | 1 |
| Bryant | 68 | 50 | 18 | 3.5 | 2 | 2 | 0 |

Record (Finish): 7-9 (4th, AFC West)

Head Coach: Chuck Knox (64-47, .577)

Assistants: Tom Catlin (Asst. Head Coach/Def. Coord./OLBs), John Becker (Off. Coord./WRs), George Dyer (DL), Chick Harris (RBs), Ken Meyer (QBs), Rod Perry (DBs), Russ Purnell (TEs/Asst. Sp. Teams), Kent Stephenson (OL), Rusty Tillman (Sp. Teams/LBs), Joe Vitt (Sp. Assign.)

Captains: WR Steve Largent (Off.), DE Jacob Green (Def.), Game-to-Game (Sp. Teams)

MVP: WR Brian Blades

Pro Bowl: WR Brian Blades (1), QB Dave Krieg (3), Sp. Rufus Porter (2)

National Honors: None

First-Team All-NFL: None

OFFENSE

| Pos. | | Starts |
|------|------------------|--------|
| WR | Brian Blades | 14 |
| LT | *Andy Heck | 8 |
| | Ron Mattes | 8 |
| LG | Edwin Bailey | 16 |
| C | Grant Feasel | 16 |
| RG | Bryan Millard | 16 |
| RT | Mike Wilson | 16 |
| TE | *Robert Tyler | 9 |
| | *Travis McNeal | 6 |
| WR | Steve Largent | 9 |
| | Louis Clark | 6 |
| QB | Dave Krieg | 14 |
| | Kelly Stouffer | 2 |
| RB | Curt Warner | 15 |
| FB | John L. Williams | 15 |

DEFENSE

| | | |
|------|-----------------|----|
| LE | Jacob Green | 14 |
| NT | Joe Nash | 16 |
| RE | Jeff Bryant | 15 |
| LOLB | Tony Woods | 12 |
| | Rufus Porter | 3 |
| LILB | Darren Comeaux | 13 |
| | Brian Bosworth | 2 |
| RILB | Dave Wyman | 16 |
| ROLB | Vernon Maxwell | 9 |
| | M.L. Johnson | 6 |
| LCB | Dwayne Harper | 13 |
| RCB | Patrick Hunter | 14 |
| SS | Nesby Glasgow | 16 |
| FS | Eugene Robinson | 14 |

SPECIAL TEAMS

| | | |
|---|-----------------|----|
| K | Norm Johnson | 16 |
| P | Ruben Rodriguez | 16 |

*Rookie or first-year player

AFC

| EASTERN | W | L | T | Pct. | Pts. | Opp. |
|--------------|---|----|---|------|------|------|
| Buffalo | 9 | 7 | 0 | .563 | 409 | 317 |
| Indianapolis | 8 | 8 | 0 | .500 | 298 | 301 |
| Miami | 8 | 8 | 0 | .500 | 331 | 379 |
| New England | 5 | 11 | 0 | .313 | 297 | 391 |
| N.Y. Jets | 4 | 12 | 0 | .250 | 253 | 411 |

| CENTRAL | W | L | T | Pct. | Pts. | Opp. |
|-------------|---|---|---|------|------|------|
| Cleveland | 9 | 6 | 1 | .594 | 334 | 254 |
| Houston* | 9 | 7 | 0 | .563 | 365 | 412 |
| Pittsburgh* | 9 | 7 | 0 | .563 | 265 | 326 |
| Cincinnati | 8 | 8 | 0 | .500 | 404 | 285 |

| WESTERN | W | L | T | Pct. | Pts. | Opp. |
|--------------|----|----|---|------|------|------|
| Denver | 11 | 5 | 0 | .688 | 362 | 226 |
| Kansas City | 8 | 7 | 1 | .531 | 318 | 286 |
| L.A. Raiders | 8 | 8 | 0 | .500 | 315 | 297 |
| Seattle | 7 | 9 | 0 | .438 | 241 | 327 |
| San Diego | 6 | 10 | 0 | .375 | 266 | 290 |

*=Wild Card team

NFC

| EASTERN | W | L | T | Pct. | Pts. | Opp. |
|---------------|----|----|---|------|------|------|
| N.Y. Giants | 12 | 4 | 0 | .750 | 348 | 252 |
| Philadelphia* | 11 | 5 | 0 | .688 | 342 | 274 |
| Washington | 10 | 6 | 0 | .625 | 386 | 308 |
| Phoenix | 5 | 11 | 0 | .313 | 258 | 377 |
| Dallas | 1 | 15 | 0 | .063 | 204 | 393 |

| CENTRAL | W | L | T | Pct. | Pts. | Opp. |
|-----------|----|----|---|------|------|------|
| Minnesota | 10 | 6 | 0 | .625 | 351 | 275 |
| Green Bay | 10 | 6 | 0 | .625 | 362 | 356 |
| Detroit | 7 | 9 | 0 | .438 | 312 | 364 |
| Chicago | 6 | 10 | 0 | .375 | 358 | 377 |
| Tampa Bay | 5 | 11 | 0 | .313 | 320 | 419 |

| WESTERN | W | L | T | Pct. | Pts. | Opp. |
|---------------|----|----|---|------|------|------|
| San Francisco | 14 | 2 | 0 | .875 | 442 | 253 |
| L.A. Rams* | 11 | 5 | 0 | .688 | 426 | 344 |
| New Orleans | 9 | 7 | 0 | .563 | 386 | 301 |
| Atlanta | 3 | 13 | 0 | .188 | 279 | 437 |

1990 REVIEW (9-7)

| Date | W/L | Score | Opponents | Att | By Quarters | 1 | 2 | 3 | 4 | OT | Tot |
|-------|-----|-------|------------------|--------|-------------|----|-----|----|-------|-------|-------------|
| 09/09 | L | 17-0 | at Chicago | 64,400 | SEA | 50 | 94 | 60 | 96 | 6 | 306 |
| 09/16 | L | 17-13 | L.A. Raiders | 61,889 | OPP | 50 | 112 | 53 | 68 | 3 | 286 |
| 09/23 | L | 34-31 | at Denver (OT) | 75,290 | | | | | | | |
| 10/01 | W | 31-16 | Cincinnati | 60,135 | | | | | | | |
| 10/07 | W | 33-20 | at New England | 39,735 | Johnson | 0 | 0 | 0 | 33-34 | 23-32 | 0 102 |
| 10/14 | L | 24-17 | at L.A. Raiders | 50,624 | Fenner | 15 | 14 | 1 | 0 | 0 | 0 90 |
| 10/21 | W | 19-7 | Kansas City | 60,358 | Chadwick | 4 | 0 | 4 | 0 | 0 | 0 24 |
| 10/28 | | | BYE | | Kane | 4 | 0 | 4 | 0 | 0 | 0 24 |
| 11/04 | L | 31-14 | San Diego | 59,646 | Blades | 3 | 0 | 3 | 0 | 0 | 0 18 |
| 11/11 | W | 17-16 | at Kansas City | 71,285 | Williams | 3 | 3 | 0 | 0 | 0 | 0 18 |
| 11/18 | L | 24-21 | Minnesota | 59,735 | SEA | 34 | 18 | 15 | 1 | 33-34 | 23-32 0 306 |
| 11/25 | W | 13-10 | at S. Diego (OT) | 50,097 | OPP | 32 | 7 | 19 | 6 | 32-32 | 20-27 1 286 |
| 12/02 | W | 13-10 | Houston (OT) | 57,592 | | | | | | | |
| 12/09 | W | 20-14 | at Green Bay | 52,015 | | | | | | | |
| 12/16 | L | 24-17 | at Miami | 57,851 | | | | | | | |
| 12/23 | W | 17-12 | Denver | 55,845 | | | | | | | |
| 12/30 | W | 30-10 | Detroit | 50,681 | | | | | | | |

Team Statistics

| | Sea | Opp |
|---------------------|---------|---------|
| TOTAL FIRST DOWNS | 284 | 280 |
| Rushing | 111 | 86 |
| Passing | 155 | 171 |
| Penalty | 18 | 23 |
| 3rd Down: Made/Att. | 87/200 | 83/207 |
| 3rd Down Pct. | 43.5 | 40.1 |
| 4th Down: Made/Att. | 6/7 | 7/11 |
| 4th Down Pct. | 85.7 | 63.6 |
| POSSESSION AVG. | 30:47 | 29:13 |
| TOTAL NET YARDS | 4583 | 4609 |
| Avg. Per Game | 286.4 | 288.1 |
| Total Plays | 945 | 950 |
| Avg. Per Play | 4.8 | 4.9 |
| NET YARDS RUSHING | 1749 | 1605 |
| Avg. Per Game | 109.3 | 100.3 |
| Total Rushes | 457 | 413 |
| NET YARDS PASSING | 2834 | 3004 |
| Avg. Per Game | 177.1 | 187.8 |
| Sacked/Yards Lost | 40/360 | 33/252 |
| Gross Yards | 3194 | 3256 |
| Att./Completions | 448/265 | 504/300 |
| Completion Pct. | 59.2 | 59.5 |
| Had Intercepted | 20 | 12 |
| PUNTS/AVERAGE | 67/40.6 | 77/41.9 |
| NET PUNTING AVG. | 34.4 | 36.2 |
| PENALTIES/YARDS | 89/746 | 108/766 |
| FUMBLES/BALL LOST | 32/16 | 32/18 |
| TOUCHDOWNS | 34 | 32 |
| Rushing | 18 | 7 |
| Passing | 15 | 19 |
| Returns | 1 | 6 |
| TOTAL POINTS | 306 | 286 |

| Scoring | TDs | Ru | Pa | Rt | PAT | FG | S | Pts |
|----------|-----|----|----|----|-------|-------|---|-----|
| Johnson | 0 | 0 | 0 | 0 | 33-34 | 23-32 | 0 | 102 |
| Fenner | 15 | 14 | 1 | 0 | 0 | 0 | 0 | 90 |
| Chadwick | 4 | 0 | 4 | 0 | 0 | 0 | 0 | 24 |
| Kane | 4 | 0 | 4 | 0 | 0 | 0 | 0 | 24 |
| Blades | 3 | 0 | 3 | 0 | 0 | 0 | 0 | 18 |
| Williams | 3 | 3 | 0 | 0 | 0 | 0 | 0 | 18 |
| SEA | 34 | 18 | 15 | 1 | 33-34 | 23-32 | 0 | 306 |
| OPP | 32 | 7 | 19 | 6 | 32-32 | 20-27 | 1 | 286 |

| Rushing | Att | Yds | Avg | LG | TD |
|----------|-----|------|-----|----|----|
| Fenner | 215 | 859 | 4.0 | 36 | 14 |
| Williams | 187 | 714 | 3.8 | 25 | 3 |
| Krieg | 32 | 115 | 3.6 | 25 | 0 |
| SEA | 457 | 1749 | 3.8 | 36 | 18 |
| OPP | 413 | 1605 | 3.9 | 58 | 7 |

| Receiving | No | Yds | Avg | LG | TD |
|-----------|-----|------|------|----|----|
| Williams | 73 | 699 | 9.6 | 60 | 0 |
| Kane | 52 | 776 | 14.9 | 63 | 4 |
| Blades | 49 | 525 | 10.7 | 24 | 3 |
| Chadwick | 27 | 478 | 17.7 | 54 | 4 |
| Skansi | 22 | 257 | 11.7 | 25 | 2 |
| Fenner | 17 | 143 | 8.4 | 50 | 1 |
| SEA | 265 | 3194 | 12.1 | 63 | 15 |
| OPP | 300 | 3256 | 10.9 | 46 | 19 |

| Interceptions | No | Yds | Avg | LG | TD |
|---------------|----|-----|------|----|----|
| Robinson | 3 | 89 | 29.7 | 39 | 0 |
| Harper | 3 | 69 | 23.0 | 47 | 0 |
| SEA | 12 | 182 | 15.2 | 47 | 0 |
| OPP | 20 | 252 | 12.6 | 42 | 0 |

| Punting | No | Yds | Avg | Net | TB | I20 | LG | B |
|----------|----|------|------|------|----|-----|----|---|
| Donnelly | 67 | 2722 | 40.6 | 34.4 | 8 | 18 | 54 | 0 |
| SEA | 67 | 2722 | 40.6 | 34.4 | 8 | 18 | 54 | 0 |
| OPP | 77 | 3225 | 41.9 | 36.2 | 5 | 22 | 67 | 0 |

| Punt Returns | No | FC | Yds | Avg | LG | TD |
|--------------|----|----|-----|-----|----|----|
| Warren | 28 | 16 | 269 | 9.6 | 39 | 0 |
| Jefferson | 8 | 0 | 68 | 8.5 | 14 | 0 |
| SEA | 36 | 16 | 337 | 9.4 | 39 | 0 |
| OPP | 29 | 21 | 254 | 8.8 | 66 | 2 |

| Passing | Att | Cmp | Yds | Cmp% | Yds/Att | TD | TD% | Int | Int% | LG | Sacked | Rating |
|---------|-----|-----|------|------|---------|----|-----|-----|------|----|--------|--------|
| Krieg | 448 | 265 | 3194 | 59.2 | 7.13 | 15 | 3.3 | 20 | 4.5 | 63 | 40/360 | 73.6 |
| SEA | 448 | 265 | 3194 | 59.2 | 7.13 | 15 | 3.3 | 20 | 4.5 | 63 | 40/360 | 73.6 |
| OPP | 504 | 300 | 3256 | 59.5 | 6.46 | 19 | 3.8 | 12 | 2.4 | 46 | 33/252 | 81.3 |

| Kickoff Returns | No | Yds | Avg | LG | TD |
|-----------------|----|-----|------|----|----|
| Warren | 23 | 478 | 20.8 | 71 | 0 |
| Loville | 18 | 359 | 19.9 | 29 | 0 |
| SEA | 50 | 985 | 19.7 | 71 | 0 |
| OPP | 51 | 910 | 17.8 | 39 | 0 |

| Field Goals | 1-19 | 20-29 | 30-39 | 40-49 | 50+ |
|-------------|------|-------|-------|-------|-----|
| Johnson | 2-2 | 7-7 | 8-14 | 5-6 | 1-3 |
| SEA | 2-2 | 7-7 | 8-14 | 5-6 | 1-3 |
| OPP | 0-0 | 11-11 | 3-5 | 5-8 | 1-3 |

DEFENSIVE STATISTICS

| Player | T | S | A | Sac | PD | FF | FR |
|----------|----|----|----|------|----|----|----|
| Glasgow | 83 | 70 | 13 | 2.0 | 2 | 3 | 1 |
| Robinson | 82 | 63 | 19 | 0.0 | 5 | 1 | 4 |
| Harper | 71 | 62 | 9 | 0.0 | 4 | 1 | 0 |
| Green | 60 | 44 | 16 | 12.5 | 2 | 3 | 1 |
| Hunter | 56 | 48 | 8 | 0.0 | 10 | 1 | 1 |
| Nash | 53 | 41 | 12 | 1.0 | 0 | 1 | 1 |

Record (Finish): 9-7 (3rd, AFC West)

Head Coach: Chuck Knox (73-54, .575)

Assistants: Tom Catlin (Asst. Head Coach/Def. Coord./OLBs), John Becker (Off. Coord./WRs), George Dyer (DL), Chick Harris (RBs), Ken Meyer (QB), Rod Perry (DBs), Russ Purnell (TEs/Asst. Sp. Teams), Frank Raines (Strength & Cond.), Kent Stephenson (OL), Rusty Tillman (Sp. Teams/ILBs), Joe Vitt (Sp. Assign.)

Captains: QB Dave Krieg (Off.), DE Jacob Green (Def.), Game-to-Game (Sp. Teams)

MVP: FB John L. Williams

Pro Bowl: FB John L. Williams (1)

National Honors: SS Kenny Easley and WR Steve Largent, All-NFL Decade of the 1980's Team (Hall of Fame)

First-Team All-NFL: None

OFFENSE

| Pos. | | Starts |
|------|------------------|--------|
| WR | Tommy Kane | 11 |
| LT | Andy Heck | 16 |
| LG | Edwin Bailey | 11 |
| C | Grant Feasel | 16 |
| RG | Bryan Millard | 16 |
| RT | Ronnie Lee | 9 |
| | Ron Mattes | 7 |
| TE | Travis McNeal | 14 |
| WR | Brian Blades | 16 |
| QB | Dave Krieg | 16 |
| RB | Derrick Fenner | 15 |
| FB | John L. Williams | 16 |

DEFENSE

| | | |
|-----|------------------|----|
| LE | Jacob Green | 16 |
| LT | Joe Nash | 16 |
| RT | Jeff Bryant | 14 |
| | *Cortez Kennedy | 2 |
| RE | Tony Woods | 15 |
| LLB | *Terry Wooden | 8 |
| MLB | Darren Comeaux | 8 |
| | Dave Wyman | 8 |
| RLB | Rufus Porter | 12 |
| LCB | Dwayne Harper | 16 |
| RCB | Patrick Hunter | 16 |
| SS | Nesby Glasgow | 13 |
| | *Robert Blackmon | 3 |
| FS | Eugene Robinson | 16 |

SPECIAL TEAMS

| | | |
|-------------------------------|---------------|----|
| K | Norm Johnson | 16 |
| P | Rick Donnelly | 16 |
| * Rookie or first-year player | | |

AFC

| EASTERN | W | L | T | Pct. | Pts. | Opp. |
|--------------|----|----|---|------|------|------|
| Buffalo | 13 | 3 | 0 | .813 | 428 | 263 |
| Miami* | 12 | 4 | 0 | .750 | 336 | 242 |
| Indianapolis | 7 | 9 | 0 | .438 | 281 | 353 |
| N.Y. Jets | 6 | 10 | 0 | .375 | 295 | 345 |
| New England | 1 | 15 | 0 | .063 | 181 | 446 |

| CENTRAL | W | L | T | Pct. | Pts. | Opp. |
|------------|---|----|---|------|------|------|
| Cincinnati | 9 | 7 | 0 | .563 | 360 | 352 |
| Houston* | 9 | 7 | 0 | .563 | 405 | 307 |
| Pittsburgh | 9 | 7 | 0 | .563 | 292 | 240 |
| Cleveland | 3 | 13 | 0 | .188 | 228 | 462 |

| WESTERN | W | L | T | Pct. | Pts. | Opp. |
|--------------|----|----|---|------|------|------|
| L.A. Raiders | 12 | 4 | 0 | .750 | 337 | 268 |
| Kansas City* | 11 | 5 | 0 | .688 | 369 | 257 |
| Seattle | 9 | 7 | 0 | .563 | 306 | 286 |
| San Diego | 6 | 10 | 0 | .375 | 315 | 281 |
| Denver | 5 | 11 | 0 | .313 | 331 | 374 |

NFC

| EASTERN | W | L | T | Pct. | Pts. | Opp. |
|---------------|----|----|---|------|------|------|
| N.Y. Giants | 13 | 3 | 0 | .813 | 335 | 211 |
| Philadelphia* | 10 | 6 | 0 | .625 | 396 | 299 |
| Washington* | 10 | 6 | 0 | .625 | 381 | 301 |
| Dallas | 7 | 9 | 0 | .438 | 244 | 308 |
| Phoenix | 5 | 11 | 0 | .313 | 268 | 296 |

| CENTRAL | W | L | T | Pct. | Pts. | Opp. |
|-----------|----|----|---|------|------|------|
| Chicago | 11 | 5 | 0 | .688 | 348 | 280 |
| Tampa Bay | 6 | 10 | 0 | .375 | 264 | 367 |
| Detroit | 6 | 10 | 0 | .375 | 373 | 413 |
| Green Bay | 6 | 10 | 0 | .375 | 271 | 347 |
| Minnesota | 6 | 10 | 0 | .375 | 351 | 326 |

| WESTERN | W | L | T | Pct. | Pts. | Opp. |
|---------------|----|----|---|------|------|------|
| San Francisco | 14 | 2 | 0 | .875 | 353 | 239 |
| New Orleans* | 8 | 8 | 0 | .500 | 274 | 275 |
| L.A. Rams | 5 | 11 | 0 | .313 | 345 | 412 |
| Atlanta | 5 | 11 | 0 | .313 | 348 | 365 |

1991 REVIEW (7-9)

| Date | W/L Score | Opponents | Att | By Quarters | 1 | 2 | 3 | 4 | OT | Tot |
|-------|-----------|-------------------|--------|-------------|----|-----|----|----|----|-----|
| 09/01 | L 27-24 | at New Orleans | 68,492 | SEA | 39 | 78 | 79 | 80 | 0 | 276 |
| 09/08 | W 20-13 | N.Y. Jets | 56,770 | OPP | 25 | 112 | 47 | 74 | 3 | 261 |
| 09/15 | L 16-10 | at Denver | 74,152 | | | | | | | |
| 09/22 | L 20-13 | at Kansas City | 71,789 | | | | | | | |
| 09/29 | W 31-3 | Indianapolis | 56,656 | | | | | | | |
| 10/06 | W 13-7 | at Cincinnati | 60,010 | | | | | | | |
| 10/13 | L 23-20 | L.A. Raiders (OT) | 61,974 | | | | | | | |
| 10/20 | W 27-7 | at Pittsburgh | 54,678 | | | | | | | |
| 10/27 | W 20-9 | San Diego | 58,025 | | | | | | | |
| 11/03 | | BYE | | | | | | | | |
| 11/10 | L 17-14 | at San Diego | 43,597 | | | | | | | |
| 11/17 | L 31-7 | at L.A. Raiders | 49,317 | | | | | | | |
| 11/24 | W 13-10 | Denver | 60,430 | | | | | | | |
| 12/01 | L 19-6 | Kansas City | 57,248 | | | | | | | |
| 12/08 | L 24-22 | San Francisco | 56,711 | | | | | | | |
| 12/15 | L 26-13 | at Atlanta | 53,834 | | | | | | | |
| 12/22 | W 23-9 | L.A. Rams | 51,100 | | | | | | | |

| | | | | | | | | | | |
|---------------------|---------|---------|--|--|--|--|--|--|--|--|
| Team Statistics | Sea | Opp | | | | | | | | |
| TOTAL FIRST DOWNS | 253 | 263 | | | | | | | | |
| Rushing | 80 | 92 | | | | | | | | |
| Passing | 159 | 159 | | | | | | | | |
| Penalty | 14 | 12 | | | | | | | | |
| 3rd Down: Made/Att. | 67/193 | 78/220 | | | | | | | | |
| 3rd Down Pct. | 34.7 | 35.5 | | | | | | | | |
| 4th Down: Made/Att. | 2/9 | 9/20 | | | | | | | | |
| 4th Down Pct. | 22.2 | 45.0 | | | | | | | | |
| POSSESSION AVG. | 29:27 | 30:33 | | | | | | | | |
| TOTAL NETYARDS | 4534 | 4703 | | | | | | | | |
| Avg. Per Game | 283.4 | 293.9 | | | | | | | | |
| Total Plays | 924 | 988 | | | | | | | | |
| Avg. Per Play | 4.9 | 4.8 | | | | | | | | |
| NETYARDS RUSHING | 1426 | 1684 | | | | | | | | |
| Avg. Per Game | 89.1 | 105.3 | | | | | | | | |
| Total Rushes | 394 | 435 | | | | | | | | |
| NETYARDS PASSING | 3108 | 3019 | | | | | | | | |
| Avg. Per Game | 194.3 | 188.7 | | | | | | | | |
| Sacked/Yards Lost | 42/263 | 36/269 | | | | | | | | |
| Gross Yards | 3371 | 3288 | | | | | | | | |
| Att./Completions | 488/290 | 517/296 | | | | | | | | |
| Completion Pct. | 59.4 | 57.3 | | | | | | | | |
| Had Intercepted | 26 | 18 | | | | | | | | |
| PUNTS/AVERAGE | 76/40.6 | 79/39.1 | | | | | | | | |
| NET PUNTING AVG. | 35.7 | 33.0 | | | | | | | | |
| PENALTIES/YARDS | 85/682 | 108/845 | | | | | | | | |
| FUMBLES/BALL LOST | 26/17 | 34/21 | | | | | | | | |
| TOUCHDOWNS | 29 | 25 | | | | | | | | |
| Rushing | 11 | 4 | | | | | | | | |
| Passing | 15 | 18 | | | | | | | | |
| Returns | 3 | 3 | | | | | | | | |
| TOTAL POINTS | 276 | 261 | | | | | | | | |

| By Quarters | 1 | 2 | 3 | 4 | OT | Tot |
|-------------|----|-----|----|----|----|-----|
| SEA | 39 | 78 | 79 | 80 | 0 | 276 |
| OPP | 25 | 112 | 47 | 74 | 3 | 261 |

| Scoring | TD | Ru | Pa | Rt | PAT | FG | S | Pts |
|----------|----|----|----|----|-------|-------|---|-----|
| Kasay | 0 | 0 | 0 | 0 | 27/28 | 25/31 | 0 | 102 |
| Williams | 5 | 4 | 1 | 0 | 0 | 0 | 0 | 30 |
| Fenner | 4 | 4 | 0 | 0 | 0 | 0 | 0 | 24 |
| Tice | 4 | 0 | 4 | 0 | 0 | 0 | 0 | 24 |
| SEA | 29 | 11 | 15 | 3 | 27/29 | 25/31 | 0 | 276 |
| OPP | 25 | 4 | 18 | 3 | 25/25 | 28/32 | 1 | 261 |

| Rushing | Att | Yds | Avg | LG | TD |
|----------|-----|------|-----|----|----|
| Williams | 188 | 741 | 3.9 | 42 | 4 |
| Fenner | 91 | 267 | 2.9 | 15 | 4 |
| Jones | 45 | 154 | 3.4 | 22 | 3 |
| SEA | 394 | 1426 | 3.6 | 42 | 11 |
| OPP | 435 | 1684 | 3.9 | 32 | 4 |

| Receiving | No | Yds | Avg | LG | TD |
|-----------|-----|------|------|-----|----|
| Blades | 70 | 1003 | 14.3 | 52 | 2 |
| Williams | 61 | 499 | 8.2 | 35 | 1 |
| Kane | 50 | 763 | 15.3 | 60 | 2 |
| Chadwick | 22 | 255 | 11.6 | 29 | 3 |
| SEA | 290 | 3371 | 11.6 | 60 | 15 |
| OPP | 296 | 3288 | 11.1 | 61t | 18 |

| Interceptions | No | Yds | Avg | LG | TD |
|---------------|----|-----|------|----|----|
| Robinson | 5 | 56 | 11.2 | 27 | 0 |
| Harper | 4 | 84 | 21.0 | 43 | 0 |
| SEA | 18 | 302 | 16.8 | 43 | 2 |
| OPP | 26 | 334 | 12.8 | 58 | 2 |

| Punting | No | Yds | Avg | Net | TB | I20 | LG | B |
|----------|----|------|------|------|----|-----|----|---|
| Tuten | 49 | 2106 | 43.0 | 36.9 | 3 | 8 | 60 | 0 |
| Donnelly | 13 | 505 | 38.8 | 33.8 | 1 | 1 | 57 | 0 |
| Waits | 14 | 474 | 33.9 | 33.6 | 0 | 2 | 50 | 0 |
| SEA | 76 | 3085 | 40.6 | 35.7 | 4 | 11 | 60 | 0 |
| OPP | 79 | 3089 | 39.1 | 33.0 | 8 | 20 | 65 | 1 |

| Punt Returns | No | FC | Yds | Avg | LG | TD |
|--------------|----|----|-----|-----|-----|----|
| Warren | 32 | 19 | 298 | 9.3 | 59t | 1 |
| SEA | 38 | 20 | 325 | 8.6 | 59t | 1 |
| OPP | 40 | 18 | 289 | 7.2 | 29 | 0 |

| Kickoff Returns | No | Yds | Avg | LG | TD |
|-----------------|----|------|------|----|----|
| Warren | 35 | 792 | 22.6 | 55 | 0 |
| Loville | 18 | 412 | 22.9 | 50 | 0 |
| SEA | 60 | 1280 | 21.3 | 55 | 0 |
| OPP | 51 | 858 | 16.8 | 38 | 0 |

| Passing | Att | Cmp | Yds | Cmp% | Yds/Att | TD | TD% | Int | Int% | LG | Sacked | Rating |
|----------|-----|-----|------|------|---------|----|-----|-----|------|-----|--------|--------|
| Krieg | 285 | 187 | 2080 | 65.6 | 7.30 | 11 | 3.9 | 12 | 4.2 | 60 | 32/216 | 82.5 |
| Kemp | 181 | 94 | 1207 | 51.9 | 6.67 | 4 | 2.2 | 12 | 6.6 | 52 | 8/38 | 52.9 |
| Stouffer | 15 | 6 | 57 | 40.0 | 3.80 | 0 | 0.0 | 1 | 6.7 | 19 | 2/9 | 23.5 |
| McGwire | 7 | 3 | 27 | 42.9 | 3.86 | 0 | 0.0 | 1 | 14.3 | 13 | 0/0 | 14.3 |
| SEA | 488 | 290 | 3371 | 59.4 | 6.91 | 15 | 3.1 | 26 | 5.3 | 60 | 42/263 | 68.4 |
| OPP | 517 | 296 | 3288 | 57.3 | 6.36 | 18 | 3.5 | 18 | 3.5 | 61t | 36/269 | 73.4 |

| Field Goals | 1-19 | 20-29 | 30-39 | 40-49 | 50+ |
|-------------|------|-------|-------|-------|-----|
| Kasay | 1/1 | 5/6 | 11/14 | 6/7 | 2/3 |
| SEA | 1/1 | 5/6 | 11/14 | 6/7 | 2/3 |
| OPP | 1/1 | 7/7 | 9/9 | 6/7 | 5/8 |

DEFENSIVE STATISTICS

| Player | T | S | A | Sac | PD | FF | FR |
|----------|-----|----|----|------|----|----|----|
| Wooden | 105 | 80 | 25 | 2.0 | 9 | 1 | 4 |
| Robinson | 91 | 67 | 24 | 1.0 | 3 | 1 | 1 |
| Porter | 71 | 51 | 20 | 10.0 | 15 | 4 | 0 |
| Comeaux | 69 | 51 | 18 | 0.5 | 5 | 4 | 0 |
| Harper | 69 | 58 | 11 | 0.0 | 1 | 1 | 0 |
| Kennedy | 67 | 59 | 8 | 6.5 | 12 | 1 | 1 |

Record (Finish): 7-9 (4th, AFC West)

Head Coach: Chuck Knox (80-63, .559)

Assistants: Tom Catlin (Asst. Head Coach/Def. Coord./OLBs), John Becker (Off. Coord./WRs), George Dyer (DL), Chick Harris (RBs), Ken Meyer (QBs), Paul Moyer (Staff Asst.), Rod Perry (DBs), Russ Purnell (TEs/Asst. Sp. Teams), Frank Raines (Strength & Cond.), Kent Stephenson (OL), Rusty Tillman (Sp. Teams/ILBs), Joe Vitt (Sp. Assign.)

Captains: QB Dave Krieg (Off.), DE Jacob Green (Def.), Game-to-Game (Sp. Teams)

MVP: FS Eugene Robinson

Pro Bowl: DT Cortez Kennedy (1), FB John L. Williams (2)

National Honors: None

First-Team All-NFL: CB Dwayne Harper (SI), FS Eugene Robinson (SI)

OFFENSE

| Pos. | | Starts |
|------|------------------|--------|
| WR | Tommy Kane | 15 |
| LT | Andy Heck | 16 |
| LG | Warren Wheat | 7 |
| | Darrick Brilz | 6 |
| C | Grant Feasel | 15 |
| RG | Bryan Millard | 16 |
| RT | Bill Hitchcock | 9 |
| | Ronnie Lee | 7 |
| TE | Mike Tice | 15 |
| WR | Brian Blades | 16 |
| QB | Dave Krieg | 9 |
| | Jeff Kemp | 5 |
| | *Dan McGwire | 1 |
| | Kelly Stouffer | 1 |
| RB | Derrick Fenner | 8 |
| | James Jones | 6 |
| FB | John L. Williams | 16 |

DEFENSE

| | | |
|-----|-----------------|----|
| LE | Jacob Green | 16 |
| LT | Jeff Bryant | 14 |
| RT | Cortez Kennedy | 16 |
| RE | Tony Woods | 14 |
| LLB | Terry Wooden | 15 |
| MLB | Darren Comeaux | 11 |
| RLB | Rufus Porter | 15 |
| LCB | Dwayne Harper | 16 |
| RCB | Patrick Hunter | 15 |
| SS | Robert Blackmon | 16 |
| FS | Eugene Robinson | 16 |

SPECIAL TEAMS

| | | |
|---|-------------|----|
| K | *John Kasay | 16 |
| P | Rick Tuten | 10 |

* Rookie or first-year player

AFC

| EASTERN | W | L | T | Pct. | Pts. | Opp. |
|--------------|----|----|---|------|------|------|
| Buffalo | 13 | 3 | 0 | .813 | 458 | 318 |
| N.Y. Jets* | 8 | 8 | 0 | .500 | 314 | 293 |
| Miami | 8 | 8 | 0 | .500 | 343 | 349 |
| New England | 6 | 10 | 0 | .375 | 211 | 305 |
| Indianapolis | 1 | 15 | 0 | .063 | 143 | 381 |

| CENTRAL | W | L | T | Pct. | Pts. | Opp. |
|------------|----|----|---|------|------|------|
| Houston | 11 | 5 | 0 | .688 | 386 | 251 |
| Pittsburgh | 7 | 9 | 0 | .438 | 292 | 344 |
| Cleveland | 6 | 10 | 0 | .375 | 293 | 298 |
| Cincinnati | 3 | 13 | 0 | .188 | 263 | 435 |

| WESTERN | W | L | T | Pct. | Pts. | Opp. |
|---------------|----|----|---|------|------|------|
| Denver | 12 | 4 | 0 | .750 | 304 | 235 |
| Kansas City* | 10 | 6 | 0 | .625 | 322 | 252 |
| L.A. Raiders* | 9 | 7 | 0 | .563 | 298 | 297 |
| Seattle | 7 | 9 | 0 | .438 | 276 | 261 |
| San Diego | 4 | 12 | 0 | .250 | 274 | 342 |

* = Wild Card team

NFC

| EASTERN | W | L | T | Pct. | Pts. | Opp. |
|--------------|----|----|---|------|------|------|
| Washington | 14 | 2 | 0 | .875 | 485 | 224 |
| Dallas* | 11 | 5 | 0 | .688 | 342 | 310 |
| Philadelphia | 10 | 6 | 0 | .625 | 285 | 244 |
| N.Y. Giants | 8 | 8 | 0 | .500 | 281 | 297 |
| Phoenix | 4 | 12 | 0 | .250 | 196 | 344 |

| CENTRAL | W | L | T | Pct. | Pts. | Opp. |
|-----------|----|----|---|------|------|------|
| Detroit | 12 | 4 | 0 | .750 | 339 | 295 |
| Chicago* | 11 | 5 | 0 | .688 | 299 | 269 |
| Minnesota | 8 | 8 | 0 | .500 | 301 | 306 |
| Green Bay | 4 | 12 | 0 | .250 | 273 | 313 |
| Tampa Bay | 3 | 13 | 0 | .188 | 199 | 365 |

| WESTERN | W | L | T | Pct. | Pts. | Opp. |
|---------------|----|----|---|------|------|------|
| New Orleans | 11 | 5 | 0 | .688 | 341 | 211 |
| Atlanta* | 10 | 6 | 0 | .625 | 361 | 338 |
| San Francisco | 10 | 6 | 0 | .625 | 393 | 239 |
| L.A. Rams | 3 | 13 | 0 | .188 | 234 | 390 |

1992 REVIEW (2-14)

| Date | W/L | Score | Opponents | Att | By Quarters | 1 | 2 | 3 | 4 | OT | Tot | | |
|-------|-----|-------|-------------------|--------|-------------|----|----|-----|------|-------|-------|----|-----|
| 09/06 | L | 21-3 | Cincinnati | 57,350 | SEA | 20 | 53 | 34 | 30 | 3 | 140 | | |
| 09/13 | L | 26-7 | at Kansas City | 75,125 | OPP | 63 | 87 | 74 | 85 | 3 | 312 | | |
| 09/20 | W | 10-6 | at New England | 42,327 | | | | | | | | | |
| 09/27 | L | 19-17 | Miami | 59,374 | Scoring | TD | Ru | Pa | Rt | PAT | FG | S | Pts |
| 10/04 | L | 17-6 | at San Diego | 36,783 | Kasay | 0 | 0 | 0 | 0 | 14/14 | 14/22 | 0 | 56 |
| 10/11 | L | 27-0 | at Dallas | 62,311 | Kane | 3 | 0 | 3 | 0 | 0/0 | 0/0 | 0 | 18 |
| 10/18 | L | 19-0 | L.A. Raiders | 56,904 | Warren | 3 | 3 | 0 | 0 | 0/0 | 0/0 | 0 | 18 |
| 10/25 | L | 23-10 | at N.Y. Giants | 67,399 | Williams | 3 | 1 | 2 | 0 | 0/0 | 0/0 | 0 | 18 |
| 11/01 | | | BYE | | SEA | 14 | 4 | 9 | 1 | 14/14 | 14/22 | 0 | 140 |
| 11/08 | L | 16-3 | Washington | 53,616 | OPP | 32 | 14 | 11 | 7 | 29/32 | 29/36 | 2 | 312 |
| 11/15 | L | 20-3 | at L.A. Raiders | 46,862 | | | | | | | | | |
| 11/22 | L | 24-14 | Kansas City | 49,867 | Rushing | | | Att | Yds | Avg | LG | TD | |
| 11/30 | W | 16-13 | Denver (OT) | 51,612 | Warren | | | 223 | 1017 | 4.6 | 52 | 3 | |
| 12/06 | L | 20-14 | at Pittsburgh | 47,015 | Williams | | | 114 | 339 | 3.0 | 14 | 1 | |
| 12/13 | L | 20-17 | Philadelphia (OT) | 47,492 | Gelbaugh | | | 16 | 79 | 4.9 | 22 | 0 | |
| 12/20 | L | 10-6 | at Denver | 72,570 | SEA | | | 402 | 1596 | 4.0 | 52 | 4 | |
| 12/27 | L | 31-14 | San Diego | 49,324 | OPP | | | 513 | 1922 | 3.7 | 66t | 14 | |

| Team Statistics | Seattle | Opp | Receiving | No | Yds | Avg | LG | TD | | | | |
|---------------------|----------|---------|-----------------|-------------|------|------|------|------|-----|----|----|---|
| TOTAL FIRST DOWNS | 208 | 247 | Williams | 74 | 556 | 7.5 | 27 | 2 | | | | |
| Rushing | 77 | 96 | Kane | 27 | 369 | 13.7 | 31 | 3 | | | | |
| Passing | 114 | 129 | J. Jones | 21 | 190 | 9.0 | 30 | 0 | | | | |
| Penalty | 17 | 22 | L. Clark | 20 | 290 | 14.5 | 33 | 1 | | | | |
| 3rd Down: Made/Att. | 59/222 | 75/230 | Blades | 19 | 256 | 13.5 | 37 | 1 | | | | |
| 3rd Down Pct. | 26.6 | 32.6 | SEA | 230 | 2323 | 10.1 | 57 | 9 | | | | |
| 4th Down: Made/Att. | 5/17 | 6/9 | OPP | 251 | 2978 | 11.9 | 72t | 11 | | | | |
| 4th Down Pct. | 29.4 | 66.7 | | | | | | | | | | |
| POSSESSION AVG. | 29:01 | 30:59 | Interceptions | No | Yds | Avg | LG | TD | | | | |
| TOTAL NET YARDS | 3374 | 4583 | | E. Robinson | 7 | 126 | 18.0 | 49 | 0 | | | |
| Avg. Per Game | 210.9 | 286.4 | | Harper | 3 | 74 | 24.7 | 41 | 0 | | | |
| Total Plays | 945 | 987 | SEA | 20 | 324 | 16.2 | 69 | 0 | | | | |
| Avg. Per Play | 3.6 | 4.6 | OPP | 23 | 231 | 10.0 | 40 | 4 | | | | |
| NET YARDS RUSHING | 1596 | 1922 | Punting | No | Yds | Avg | Net | TB | I20 | LG | B | |
| Avg. Per Game | 99.8 | 120.1 | | Tuten | 108 | 4760 | 44.1 | 38.7 | 8 | 29 | 65 | 0 |
| Total Rushes | 402 | 513 | | SEA | 108 | 4760 | 44.1 | 38.7 | 8 | 29 | 65 | 0 |
| NET YARDS PASSING | 1778 | 2661 | OPP | 96 | 4015 | 41.8 | 36.8 | 10 | 23 | 65 | 0 | |
| Avg. Per Game | 111.1 | 166.3 | | | | | | | | | | |
| Sacked/Yards Lost | 67/545 | 46/317 | Punt Returns | No | FC | Yds | Avg | LG | TD | | | |
| Gross Yards | 2323 | 2978 | | Warren | 34 | 25 | 252 | 7.4 | 16 | 0 | | |
| Att./Completions | 476/230 | 428/251 | | SEA | 38 | 27 | 283 | 7.4 | 16 | 0 | | |
| Completion Pct. | 48.3 | 58.6 | OPP | 56 | 26 | 416 | 7.4 | 86t | 1 | | | |
| Had Intercepted | 23 | 20 | | | | | | | | | | |
| PUNTS/AVERAGE | 108/44.1 | 96/41.8 | Kickoff Returns | No | Yds | Avg | LG | TD | | | | |
| NET PUNTING AVG. | 38.7 | 36.8 | | Warren | 28 | 524 | 18.7 | 34 | 0 | | | |
| PENALTIES/YARDS | 111/918 | 100/776 | | Mayes | 19 | 311 | 16.4 | 29 | 0 | | | |
| FUMBLES/BALL LOST | 37/18 | 25/11 | SEA | 50 | 885 | 17.7 | 34 | 0 | | | | |
| TOUCHDOWNS | 14 | 32 | OPP | 36 | 685 | 19.0 | 64 | 0 | | | | |
| Rushing | 4 | 14 | | | | | | | | | | |
| Passing | 9 | 11 | | | | | | | | | | |
| Returns | 1 | 7 | | | | | | | | | | |
| TOTAL POINTS | 140 | 312 | | | | | | | | | | |

| Passing | Att | Cmp | Yds | Cmp% | Yds/Att | TD | TD% | Int | Int% | LG | Sacked | Rating |
|----------|-----|-----|------|------|---------|----|-----|-----|------|-----|--------|--------|
| Gelbaugh | 255 | 121 | 1307 | 47.5 | 5.13 | 6 | 2.4 | 11 | 4.3 | 57 | 34/265 | 52.9 |
| Stouffer | 190 | 92 | 900 | 48.4 | 4.74 | 3 | 1.6 | 9 | 4.7 | 33 | 26/222 | 47.7 |
| McGwire | 30 | 17 | 116 | 56.7 | 3.87 | 0 | 0.0 | 3 | 10.0 | 20 | 7/58 | 25.8 |
| SEA | 476 | 230 | 2323 | 48.3 | 4.88 | 9 | 1.9 | 23 | 4.8 | 57 | 67/545 | 48.9 |
| OPP | 428 | 251 | 2978 | 58.6 | 6.96 | 11 | 2.6 | 20 | 4.7 | 72t | 46/317 | 69.0 |

| Field Goals | 1-19 | 20-29 | 30-39 | 40-49 | 50+ |
|-------------|------|-------|-------|-------|-----|
| Kasay | 0-0 | 4-5 | 8-11 | 2-6 | 0-0 |
| SEA | 0-0 | 4-5 | 8-11 | 2-6 | 0-0 |
| OPP | 0-0 | 5-5 | 14-16 | 7-11 | 3-4 |

DEFENSIVE STATISTICS

| Player | T | S | A | Sac | PD | FF | FR |
|-------------|----|----|----|------|----|----|----|
| E. Robinson | 94 | 64 | 30 | 0.0 | 10 | 2 | 1 |
| Kennedy | 92 | 76 | 16 | 14.0 | 5 | 4 | 1 |
| Porter | 90 | 68 | 22 | 9.5 | 2 | 2 | 0 |
| Wyman | 83 | 54 | 29 | 0.0 | 1 | 2 | 1 |
| P. Hunter | 67 | 55 | 12 | 0.0 | 13 | 1 | 1 |
| Nash | 67 | 46 | 21 | 4.5 | 0 | 0 | 0 |

Record (Finish): 2-14 (5th, AFC West)

Head Coach: Tom Flores (2-14, .125)

Assistants: Tom Catlin (Asst. HC/Def.), Larry Kennan (Off. Coord./QBs), Rusty Tillman (Def. Coord./LBs), Tommy Brasher (DL), Bob Bratkowski (WRs), Dave Brown (Def.), Hudson Houck (OL), Paul Moyer (DBs), Russ Purnell (TEs/Sp. Teams), Frank Raines (Strength & Cond), Clarence Shelmon (RBs)

Captains: FB John L. Williams (Off.), FS Eugene Robinson (Def.), TE James Jones (Sp. Teams)

MVP: DT Cortez Kennedy

Pro Bowl: DT Cortez Kennedy (2), FS Eugene Robinson (1)

National Honors: DT Cortez Kennedy, NFL Defensive Player of the Year (AP, PFW/PFWA, C&PFN)

All-NFL: DT Cortez Kennedy (AP, SI, SN, USAT, PFW/PFWA, C&PFN, NEA)

OFFENSE

| Pos. | | Starts |
|------|------------------|--------|
| WR | Tommy Kane | 11 |
| LT | *Ray Roberts | 16 |
| LG | Andy Heck | 13 |
| C | Joe Tofflemire | 16 |
| RG | Darrick Brilz | 16 |
| RT | Bill Hitchcock | 11 |
| TE | Ron Heller | 11 |
| WR | Louis Clark | 10 |
| | Brian Blades | 5 |
| QB | Stan Gelbaugh | 8 |
| | Kelly Stouffer | 7 |
| | Dan McGwire | 1 |
| RB | Chris Warren | 16 |
| FB | John L. Williams | 16 |

DEFENSE

| | | |
|-----|-----------------|----|
| LE | Jeff Bryant | 15 |
| LT | Joe Nash | 16 |
| RT | Cortez Kennedy | 16 |
| RE | Tony Woods | 15 |
| LLB | Terry Wooden | 8 |
| | Joe Cain | 8 |
| MLB | Dave Wyman | 11 |
| RLB | Rufus Porter | 16 |
| LCB | Dwayne Harper | 16 |
| RCB | Patrick Hunter | 16 |
| SS | Robert Blackmon | 15 |
| FS | Eugene Robinson | 16 |

SPECIAL TEAMS

| | | |
|---|------------|----|
| K | John Kasay | 16 |
| P | Rick Tuten | 16 |

* Rookie or first-year player

AFC

| EASTERN | W | L | T | Pct. | Pts. | Opp. |
|--------------|----|----|---|------|------|------|
| Miami | 11 | 5 | 0 | .688 | 340 | 281 |
| Buffalo* | 11 | 5 | 0 | .688 | 381 | 283 |
| Indianapolis | 9 | 7 | 0 | .563 | 216 | 302 |
| N.Y. Jets | 4 | 12 | 0 | .250 | 220 | 315 |
| New England | 2 | 14 | 0 | .125 | 205 | 363 |

| CENTRAL | W | L | T | Pct. | Pts. | Opp. |
|------------|----|----|---|------|------|------|
| Pittsburgh | 11 | 5 | 0 | .688 | 299 | 225 |
| Houston* | 10 | 6 | 0 | .625 | 352 | 258 |
| Cleveland | 7 | 9 | 0 | .438 | 272 | 275 |
| Cincinnati | 5 | 11 | 0 | .313 | 274 | 364 |

| WESTERN | W | L | T | Pct. | Pts. | Opp. |
|--------------|----|----|---|------|------|------|
| San Diego | 11 | 5 | 0 | .688 | 335 | 241 |
| Kansas City* | 10 | 6 | 0 | .625 | 348 | 282 |
| Denver | 8 | 8 | 0 | .500 | 262 | 329 |
| L.A. Raiders | 7 | 9 | 0 | .438 | 249 | 281 |
| Seattle | 2 | 14 | 0 | .125 | 140 | 312 |

*= Wild Card team

NFC

| EASTERN | W | L | T | Pct. | Pts. | Opp. |
|---------------|----|----|---|------|------|------|
| Dallas | 13 | 3 | 0 | .813 | 409 | 243 |
| Philadelphia* | 11 | 5 | 0 | .688 | 354 | 245 |
| Washington* | 9 | 7 | 0 | .563 | 300 | 255 |
| N.Y. Giants | 6 | 10 | 0 | .375 | 306 | 367 |
| Phoenix | 4 | 12 | 0 | .250 | 243 | 332 |

| CENTRAL | W | L | T | Pct. | Pts. | Opp. |
|-----------|----|----|---|------|------|------|
| Minnesota | 11 | 5 | 0 | .688 | 374 | 249 |
| Green Bay | 9 | 7 | 0 | .563 | 276 | 296 |
| Tampa Bay | 5 | 11 | 0 | .313 | 267 | 367 |
| Chicago | 5 | 11 | 0 | .313 | 295 | 361 |
| Detroit | 5 | 11 | 0 | .313 | 273 | 332 |

| WESTERN | W | L | T | Pct. | Pts. | Opp. |
|---------------|----|----|---|------|------|------|
| San Francisco | 14 | 2 | 0 | .875 | 431 | 236 |
| New Orleans* | 12 | 4 | 0 | .750 | 330 | 202 |
| Atlanta | 6 | 10 | 0 | .375 | 327 | 414 |
| L.A. Rams | 6 | 10 | 0 | .375 | 313 | 383 |

1993 REVIEW (6-10)

| Date | W/L | Score | Opponents | Att | By Quarters | 1 | 2 | 3 | 4 | OT | Tot |
|-------|-----|-------|-----------------|--------|-------------|----|-----|----|----|----|-----|
| 09/05 | L | 18-12 | at San Diego | 58,039 | SEA | 72 | 64 | 45 | 99 | 0 | 280 |
| 09/12 | L | 17-13 | L.A. Raiders | 58,836 | OPP | 65 | 104 | 66 | 76 | 3 | 314 |
| 09/19 | W | 17-14 | at New England | 50,392 | | | | | | | |
| 09/26 | W | 19-10 | at Cincinnati | 46,880 | | | | | | | |
| 10/03 | W | 31-14 | San Diego | 54,778 | | | | | | | |
| 10/10 | | | BYE | | | | | | | | |
| 10/17 | L | 30-10 | at Detroit | 60,801 | | | | | | | |
| 10/24 | W | 10-9 | New England | 56,526 | | | | | | | |
| 10/31 | L | 28-17 | at Denver | 73,644 | | | | | | | |
| 11/07 | L | 24-14 | at Houston | 50,447 | | | | | | | |
| 11/14 | W | 22-5 | Cleveland | 54,622 | | | | | | | |
| 11/21 | | | BYE | | | | | | | | |
| 11/28 | L | 17-9 | Denver | 57,812 | | | | | | | |
| 12/05 | L | 31-16 | Kansas City | 58,551 | | | | | | | |
| 12/12 | L | 27-23 | at L.A. Raiders | 38,161 | | | | | | | |
| 12/19 | L | 30-27 | Phoenix (OT) | 45,737 | | | | | | | |
| 12/26 | W | 16-6 | Pittsburgh | 51,814 | | | | | | | |
| 01/02 | L | 34-24 | at Kansas City | 72,136 | | | | | | | |

| Team Statistics | Sea | Opp |
|---------------------|---------|---------|
| TOTAL FIRST DOWNS | 279 | 322 |
| Rushing | 114 | 106 |
| Passing | 144 | 193 |
| Penalty | 21 | 23 |
| 3rd Down: Made/Att. | 80/224 | 91/229 |
| 3rd Down Pct. | 35.7 | 39.7 |
| 4th Down: Made/Att. | 6/14 | 6/13 |
| 4th Down Pct. | 42.9 | 46.2 |
| POSSESSION AVG. | 29:02 | 30:58 |
| TOTAL NET YARDS | 4669 | 5313 |
| Avg. Per Game | 291.8 | 332.1 |
| Total Plays | 1019 | 1085 |
| Avg. Per Play | 4.6 | 4.9 |
| NET YARDS RUSHING | 2015 | 1660 |
| Avg. Per Game | 125.9 | 103.8 |
| Total Rushes | 473 | 452 |
| NET YARDS PASSING | 2654 | 3653 |
| Avg. Per Game | 165.9 | 228.3 |
| Sacked/Yards Lost | 48/242 | 38/244 |
| Gross Yards | 2896 | 3897 |
| Att./Completions | 498/280 | 595/333 |
| Completion Pct. | 56.2 | 56.0 |
| Had Intercepted | 18 | 22 |
| PUNTS/AVERAGE | 91/44.0 | 73/42.4 |
| NET PUNTING AVG. | 37.3 | 35.6 |
| PENALTIES/YARDS | 99/745 | 110/818 |
| FUMBLES/BALL LOST | 25/13 | 23/15 |
| TOUCHDOWNS | 29 | 32 |
| Rushing | 13 | 12 |
| Passing | 13 | 16 |
| Returns | 0 | 3 |
| Defensive | 3 | 1 |
| SAFETIES | 4 | 2 |
| TOTAL POINTS | 280 | 314 |

| Scoring | TD | Ru | Pa | Rt | PAT | FG | S | Pts |
|-----------|----|----|----|----|-------|-------|---|-----|
| Kasay | 0 | 0 | 0 | 0 | 29/29 | 23/28 | 0 | 98 |
| C. Warren | 7 | 7 | 0 | 0 | 0 | 0 | 0 | 42 |
| Martin | 5 | 0 | 5 | 0 | 0 | 0 | 0 | 30 |
| Williams | 4 | 3 | 1 | 0 | 0 | 0 | 0 | 24 |
| SEA | 29 | 13 | 13 | 3 | 29/29 | 23/28 | 4 | 280 |
| OPP | 32 | 12 | 16 | 4 | 31/32 | 29/39 | 2 | 314 |

| Rushing | Att | Yds | Avg | LG | TD |
|-----------|-----|------|-----|-----|----|
| C. Warren | 273 | 1072 | 3.9 | 45t | 7 |
| Williams | 82 | 371 | 4.5 | 38 | 3 |
| Mirer | 68 | 343 | 5.0 | 33 | 3 |
| Vaughn | 36 | 153 | 4.3 | 37 | 0 |
| SEA | 473 | 2015 | 4.3 | 45t | 13 |
| OPP | 452 | 1660 | 3.7 | 30t | 12 |

| Receiving | No | Yds | Avg | LG | TD |
|-----------|-----|------|------|-----|----|
| Blades | 80 | 945 | 11.8 | 41 | 3 |
| Williams | 58 | 450 | 7.8 | 25 | 1 |
| Martin | 57 | 798 | 14.0 | 53t | 5 |
| Edmunds | 24 | 239 | 10.0 | 32 | 2 |
| Green | 23 | 178 | 7.7 | 20 | 1 |
| SEA | 280 | 2896 | 10.3 | 53t | 13 |
| OPP | 333 | 3897 | 11.7 | 58t | 16 |

| Interceptions | No | Yds | Avg | LG | TD |
|---------------|----|-----|------|----|----|
| E. Robinson | 9 | 80 | 8.9 | 28 | 0 |
| Hunter | 4 | 54 | 13.5 | 34 | 0 |
| Gray | 3 | 33 | 11.0 | 16 | 0 |
| SEA | 22 | 196 | 8.9 | 34 | 1 |
| OPP | 18 | 159 | 8.8 | 40 | 0 |

| Punting | No | Yds | Avg | Net | TB | I20 | LG | B |
|---------|----|------|------|------|----|-----|----|---|
| Tuten | 90 | 4007 | 44.5 | 37.3 | 7 | 21 | 64 | 1 |
| SEA | 91 | 4007 | 44.0 | 37.3 | 7 | 21 | 64 | 1 |
| OPP | 73 | 3097 | 42.4 | 35.6 | 11 | 19 | 60 | 0 |

| Punt Returns | No | FC | Yds | Avg | LG | TD |
|--------------|----|----|-----|------|-----|----|
| Martin | 32 | 15 | 270 | 8.4 | 33 | 0 |
| SEA | 33 | 15 | 280 | 8.5 | 33 | 0 |
| OPP | 47 | 21 | 475 | 10.1 | 74t | 1 |

| Kickoff Returns | No | FC | Yds | Avg | LG | TD |
|-----------------|----|----|-----|------|-----|----|
| Bates | 30 | 0 | 603 | 20.1 | 46 | 0 |
| Vaughn | 16 | 0 | 280 | 17.5 | 31 | 0 |
| SEA | 50 | 0 | 931 | 18.6 | 46 | 0 |
| OPP | 52 | 1 | 967 | 18.6 | 95t | 1 |

| Passing | Att | Cmp | Yds | Cmp% | Yds/Att | TD | TD% | Int | Int% | LG | Sacked | Rating |
|---------|-----|-----|------|------|---------|----|-----|-----|------|-----|--------|--------|
| Mirer | 486 | 274 | 2833 | 56.4 | 5.83 | 12 | 2.5 | 17 | 3.5 | 53t | 47/235 | 67.0 |
| SEA | 498 | 280 | 2896 | 56.2 | 5.82 | 13 | 2.6 | 18 | 3.6 | 53t | 48/242 | 66.8 |
| OPP | 595 | 333 | 3897 | 56.0 | 6.55 | 16 | 2.7 | 22 | 3.7 | 58t | 38/244 | 69.6 |

| Field Goals | 1-19 | 20-29 | 30-39 | 40-49 | 50+ |
|-------------|------|-------|-------|-------|-----|
| Kasay | 1/1 | 5/5 | 10/11 | 4/6 | 3/5 |
| SEA | 1/1 | 5/5 | 10/11 | 4/6 | 3/5 |
| OPP | 2/2 | 7/7 | 8/10 | 7/13 | 5/7 |

DEFENSIVE STATISTICS

| Player | T | S | A | Sac | PD | FF | FR |
|-------------|-----|----|----|-----|----|----|----|
| E. Robinson | 111 | 84 | 27 | 2.0 | 15 | 3 | 2 |
| Wooden | 106 | 73 | 33 | 2.5 | 9 | 3 | 1 |
| Stephens | 105 | 75 | 30 | 2.5 | 1 | 2 | 1 |
| Kennedy | 77 | 60 | 17 | 6.5 | 3 | 1 | 1 |
| Blackmon | 74 | 55 | 19 | 0.0 | 11 | 0 | 1 |

Record (Finish): 6-10 (5th, AFC West)

Head Coach: Tom Flores (8-24, .250)

Assistants: Tom Catlin (Asst. Head Coach), Larry Kennan (Off. Coord./QBs), Rusty Tillman (Def. Coord./LBs), Tommy Brasher (DL), Bob Bratkowski (WRs), Dave Brown (Def.), Arnie Matsumoto (Staff Asst.), Paul Moyer (DBs), Howard Mudd (OL), Russ Purnell (TEs/Sp. Teams), Frank Raines (Strength & Cond.), Clarence Shelmon (RBs)

Captains: FB John L. Williams (Off.), FS Eugene Robinson (Def.), FB Tracy Johnson & TE Trey Junkin (Sp. Teams)

MVP: FS Eugene Robinson

Pro Bowl: DT Cortez Kennedy (3), FS Eugene Robinson (2), RB Chris Warren (1)

National Honors: QB Rick Mirer, NFL Offensive Rookie of the Year (NFLPA, FBD)

All-NFL: DT Cortez Kennedy (AP, SI), FS Eugene Robinson (PFWA/PFW, Films, USA TODAY)

OFFENSE

| Pos. | | Starts |
|------|------------------|--------|
| WR | Kelvin Martin | 14 |
| LT | Ray Roberts | 16 |
| LG | Darrick Brilz | 16 |
| C | Ray Donaldson | 16 |
| RG | Bill Hitchcock | 14 |
| RT | Andy Heck | 16 |
| TE | Paul Green | 8 |
| | Ferrell Edmunds | 16 |
| WR | Brian Blades | 14 |
| QB | *Rick Mirer | 16 |
| RB | Chris Warren | 14 |
| FB | John L. Williams | 9 |

DEFENSE

| | | |
|-----|-----------------|----|
| LE | Jeff Bryant | 15 |
| LT | Joe Nash | 16 |
| RT | Cortez Kennedy | 16 |
| RE | Natu Tuatagaloa | 15 |
| RLB | Terry Wooden | 16 |
| MLB | Rod Stephens | 13 |
| RLB | Kevin Murphy | 10 |
| | Rufus Porter | 6 |
| LCB | Dwayne Harper | 14 |
| RCB | Patrick Hunter | 15 |
| SS | Robert Blackmon | 16 |
| FS | Eugene Robinson | 16 |

SPECIAL TEAMS

| | | |
|---|------------|----|
| K | John Kasay | 16 |
| P | Rick Tuten | 16 |

* Rookie or first-year player

AFC

| EASTERN | W | L | T | Pct. | Pts. | Opp. |
|--------------|----|----|---|------|------|------|
| Buffalo | 12 | 4 | 0 | .750 | 329 | 242 |
| Miami | 9 | 7 | 0 | .563 | 349 | 351 |
| N.Y. Jets | 8 | 8 | 0 | .500 | 270 | 247 |
| New England | 5 | 11 | 0 | .313 | 238 | 286 |
| Indianapolis | 4 | 12 | 0 | .250 | 189 | 378 |

| CENTRAL | W | L | T | Pct. | Pts. | Opp. |
|-------------|----|----|---|------|------|------|
| Houston | 12 | 4 | 0 | .750 | 368 | 238 |
| Pittsburgh* | 9 | 7 | 0 | .563 | 308 | 281 |
| Cleveland | 7 | 9 | 0 | .438 | 304 | 307 |
| Cincinnati | 3 | 13 | 0 | .188 | 187 | 319 |

| WESTERN | W | L | T | Pct. | Pts. | Opp. |
|---------------|----|----|---|------|------|------|
| Kansas City | 11 | 5 | 0 | .688 | 328 | 291 |
| L.A. Raiders* | 10 | 6 | 0 | .625 | 306 | 326 |
| Denver* | 9 | 7 | 0 | .563 | 373 | 284 |
| San Diego | 8 | 8 | 0 | .500 | 322 | 290 |
| Seattle | 6 | 10 | 0 | .375 | 280 | 314 |

*= Wild Card team

NFC

| EASTERN | W | L | T | Pct. | Pts. | Opp. |
|--------------|----|----|---|------|------|------|
| Dallas | 12 | 4 | 0 | .750 | 376 | 229 |
| N.Y. Giants* | 11 | 5 | 0 | .688 | 288 | 205 |
| Philadelphia | 8 | 8 | 0 | .500 | 293 | 315 |
| Phoenix | 7 | 9 | 0 | .438 | 326 | 269 |
| Washington | 4 | 12 | 0 | .250 | 230 | 345 |

| CENTRAL | W | L | T | Pct. | Pts. | Opp. |
|------------|----|----|---|------|------|------|
| Detroit | 10 | 6 | 0 | .625 | 298 | 292 |
| Minnesota* | 9 | 7 | 0 | .563 | 277 | 290 |
| Green Bay* | 9 | 7 | 0 | .563 | 340 | 282 |
| Chicago | 7 | 9 | 0 | .438 | 234 | 230 |
| Tampa Bay | 5 | 11 | 0 | .313 | 237 | 376 |

| WESTERN | W | L | T | Pct. | Pts. | Opp. |
|---------------|----|----|---|------|------|------|
| San Francisco | 10 | 6 | 0 | .625 | 473 | 295 |
| New Orleans | 8 | 8 | 0 | .500 | 317 | 343 |
| Atlanta | 6 | 10 | 0 | .375 | 316 | 385 |
| L.A. Rams | 5 | 11 | 0 | .313 | 221 | 367 |

1994 REVIEW (6-10)

| Date | W/L | Score | Opponents | Att | By Quarters | 1 | 2 | 3 | 4 | OT | Tot |
|-------|-----|-------|-----------------|--------|-------------|----|----|----|-----|----|-----|
| 09/04 | W | 28-7 | at Washington | 52,930 | SEA | 53 | 74 | 49 | 111 | 0 | 287 |
| 09/11 | W | 38-9 | at L.A. Raiders | 47,319 | OPP | 48 | 98 | 65 | 109 | 3 | 323 |
| 09/18 | L | 24-10 | *San Diego | 65,536 | | | | | | | |
| 09/25 | W | 30-13 | *Pittsburgh | 59,637 | | | | | | | |
| 10/02 | L | 17-15 | at Indianapolis | 49,876 | | | | | | | |
| 10/09 | L | 16-9 | *Denver | 63,872 | | | | | | | |
| 10/16 | | | BYE | | | | | | | | |
| 10/23 | L | 38-23 | at Kansas City | 78,847 | | | | | | | |
| 10/30 | L | 35-15 | at San Diego | 59,001 | | | | | | | |
| 11/06 | L | 20-17 | Cincinnati (OT) | 46,630 | | | | | | | |
| 11/13 | L | 17-10 | at Denver | 71,290 | | | | | | | |
| 11/20 | W | 22-21 | Tampa Bay | 37,466 | | | | | | | |
| 11/27 | W | 10-9 | Kansas City | 54,120 | | | | | | | |
| 12/04 | L | 31-19 | Indianapolis | 39,574 | | | | | | | |
| 12/11 | W | 16-14 | at Houston | 31,453 | | | | | | | |
| 12/18 | L | 17-16 | L.A. Raiders | 53,301 | | | | | | | |
| 12/24 | L | 35-9 | at Cleveland | 54,180 | | | | | | | |

* at Husky Stadium

| Team Statistics | Sea | Opp |
|---------------------|---------|---------|
| TOTAL FIRST DOWNS | 285 | 318 |
| Rushing | 114 | 122 |
| Passing | 143 | 178 |
| Penalty | 28 | 18 |
| 3rd Down: Made/Att. | 89/235 | 83/224 |
| 3rd Down Pct. | 37.9 | 37.1 |
| 4th Down: Made/Att. | 10/19 | 8/20 |
| 4th Down Pct. | 52.6 | 40.0 |
| POSSESSION AVG. | 28:35 | 31:25 |
| TOTAL NET YARDS | 4652 | 5349 |
| Avg. Per Game | 290.8 | 334.3 |
| Total Plays | 1018 | 1077 |
| Avg. Per Play | 4.6 | 5.0 |
| NET YARDS RUSHING | 2084 | 1952 |
| Avg. Per Game | 130.3 | 122.0 |
| Total Rushes | 480 | 511 |
| NET YARDS PASSING | 2568 | 3397 |
| Avg. Per Game | 160.5 | 212.3 |
| Sacked/Yards Lost | 40/241 | 29/206 |
| Gross Yards | 2809 | 3603 |
| Att./Completions | 498/253 | 537/313 |
| Completion Pct. | 50.8 | 58.3 |
| Had Intercepted | 9 | 19 |
| PUNTS/AVERAGE | 91/42.9 | 78/40.9 |
| NET PUNTING AVG. | 36.7 | 35.5 |
| PENALTIES/YARDS | 114/898 | 103/773 |
| FUMBLES/BALL LOST | 31/19 | 21/11 |
| TOUCHDOWNS | 32 | 34 |
| Rushing | 16 | 15 |
| Passing | 13 | 15 |
| Returns | 1 | 1 |
| Defensive | 2 | 3 |
| TOTAL POINTS | 287 | 323 |

| By Quarters | 1 | 2 | 3 | 4 | OT | Tot |
|-------------|----|----|----|-----|----|-----|
| SEA | 53 | 74 | 49 | 111 | 0 | 287 |
| OPP | 48 | 98 | 65 | 109 | 3 | 323 |

| Scoring | TD | Ru | Pa | Rt | PAT | FG | S | Pts |
|-----------|----|----|----|----|-------|-------|---|-----|
| Kasay | 0 | 0 | 0 | 0 | 25/26 | 20/24 | 0 | 85 |
| C. Warren | 11 | 9 | 2 | 0 | 0 | 0 | 0 | 68 |
| Blades | 4 | 0 | 4 | 0 | 0 | 0 | 0 | 28 |
| SEA | 32 | 16 | 13 | 3 | 25/26 | 20/24 | 1 | 287 |
| OPP | 34 | 15 | 15 | 4 | 28/28 | 27/33 | 1 | 323 |

2-Point PATs: Tuten 1-2; Blades 2-2; McGwire 0-1; Vaughn 1-1; C. Warren 1-1

SEA 4-6. OPP 4-6

| Rushing | Att | Yds | Avg | LG | TD |
|-----------|-----|------|-----|-----|----|
| C. Warren | 333 | 1545 | 4.6 | 41 | 9 |
| Mirer | 34 | 153 | 4.5 | 14 | 0 |
| Strong | 27 | 114 | 4.2 | 14t | 1 |
| SEA | 480 | 2084 | 4.3 | 41 | 16 |
| OPP | 511 | 1952 | 3.8 | 45t | 15 |

| Receiving | No | Yds | Avg | LG | TD |
|-----------|-----|------|------|-----|----|
| Blades | 81 | 1086 | 13.4 | 45 | 4 |
| Martin | 56 | 681 | 12.2 | 32 | 1 |
| C. Warren | 41 | 323 | 7.9 | 51 | 2 |
| SEA | 253 | 2809 | 11.1 | 51 | 13 |
| OPP | 313 | 3603 | 11.5 | 99t | 15 |

| Kickoff Returns | No | Yds | Avg | LG | TD |
|-----------------|----|------|------|-----|----|
| Bates | 26 | 508 | 19.5 | 38 | 0 |
| Vaughn | 18 | 443 | 24.6 | 93t | 1 |
| SEA | 67 | 1467 | 21.9 | 93t | 1 |
| OPP | 61 | 1229 | 20.1 | 45 | 0 |

| Interceptions | No | Yds | Avg | LG | TD |
|----------------|----|-----|------|-----|----|
| 4 players with | 3 | | | | |
| SEA | 19 | 284 | 14.9 | 69t | 2 |
| OPP | 9 | 210 | 23.3 | 73t | 2 |

| Punting | No | Yds | Avg | Net | TB | I20 | LG | B |
|---------|----|------|------|------|----|-----|----|---|
| Tuten | 91 | 3905 | 42.9 | 36.7 | 7 | 33 | 64 | 0 |
| SEA | 91 | 3905 | 42.9 | 36.7 | 7 | 33 | 64 | 0 |
| OPP | 78 | 3188 | 40.9 | 35.5 | 4 | 25 | 64 | 1 |

| Punt Returns | No | FC | Yds | Avg | LG | TD |
|--------------|----|----|-----|-----|-----|----|
| Martin | 33 | 20 | 280 | 8.5 | 23 | 0 |
| SEA | 37 | 23 | 337 | 9.1 | 31 | 0 |
| OPP | 43 | 21 | 426 | 9.9 | 78t | 1 |

| Passing | Att | Cmp | Yds | Cmp% | Yds/Att | TD | TD% | Int | Int% | LG | Sacked | Rating |
|---------|-----|-----|------|------|---------|----|-----|-----|------|-----|--------|--------|
| Mirer | 381 | 195 | 2151 | 51.2 | 5.65 | 11 | 2.9 | 7 | 1.8 | 51 | 27/145 | 70.2 |
| McGwire | 105 | 51 | 578 | 48.6 | 5.65 | 1 | 1.0 | 2 | 1.9 | 36 | 13/96 | 60.7 |
| SEA | 498 | 253 | 2809 | 50.8 | 5.64 | 13 | 2.6 | 9 | 1.8 | 51 | 40/241 | 69.1 |
| OPP | 537 | 313 | 3603 | 58.3 | 6.71 | 15 | 2.8 | 19 | 3.5 | 99t | 29/206 | 73.2 |

| Field Goals | 1-19 | 20-29 | 30-39 | 40-49 | 50+ |
|-------------|------|-------|-------|-------|-----|
| Kasay | 1/1 | 1/1 | 11/11 | 6/9 | 1/2 |
| SEA | 1/1 | 1/1 | 11/11 | 6/9 | 1/2 |
| OPP | 0/0 | 9/9 | 13/16 | 5/8 | 0/0 |

DEFENSIVE STATISTICS

| Player | T | S | A | Sac | PD | FF | FR |
|-------------|-----|----|----|-----|----|----|----|
| Stephens | 128 | 95 | 33 | 2.5 | 0 | 3 | 2 |
| Wooden | 127 | 94 | 33 | 1.5 | 7 | 1 | 1 |
| E. Robinson | 80 | 65 | 15 | 1.0 | 8 | 0 | 1 |
| Porter | 75 | 61 | 14 | 1.5 | 6 | 0 | 0 |

Record (Finish): 6-10 (5th, AFC West)

Head Coach: Tom Flores (14-34, .292)

Assistants: Larry Kennan (Off. Coord./QBs), Rusty Tillman (Def. Coord./LBs), Tommy Brasher (DL), Bob Bratkowski (WRs), Dave Brown (Def.), Tom Catlin (Quality Control), Arnie Matsumoto (Staff Asst.), Paul Moyer (DBs), Howard Mudd (OL), Russ Purnell (TEs/Sp. Teams), Frank Raines (Strength & Cond.), Clarence Shelmon (RBs)

Captains: C Ray Donaldson (Off), FS Eugene Robinson (Def), FB Tracy Johnson & TE Trey Junkin (Sp. Teams)

MVP: RB Chris Warren

Pro Bowl: DT Cortez Kennedy (4), P Rick Tuten (1), RB Chris Warren (2)

National Honors: WR Steve Largent (Hall of Fame inductee)

All-NFL: DT Cortez Kennedy (AP, SI, CPFN), P Rick Tuten (SI)

OFFENSE

| Pos. | | Starts |
|------|-----------------|--------|
| WR | Kelvin Martin | 15 |
| LT | Ray Roberts | 14 |
| LG | Jeff Blackshear | 16 |
| C | Ray Donaldson | 16 |
| RG | *Kevin Mawae | 11 |
| RT | Howard Ballard | 16 |
| TE | Paul Green | 11 |
| | Ferrell Edmunds | 7 |
| WR | Brian Blades | 16 |
| QB | Rick Mirer | 13 |
| | Dan McGwire | 3 |
| RB | Chris Warren | 15 |
| FB | Tracy Johnson | 10 |

DEFENSE

| | | |
|-----|-----------------|----|
| LE | Antonio Edwards | 8 |
| | *Sam Adams | 6 |
| LT | Joe Nash | 15 |
| RT | Cortez Kennedy | 16 |
| RE | Brent Williams | 9 |
| | Antonio Edwards | 6 |
| LLB | Terry Wooden | 15 |
| MLB | Rod Stephens | 16 |
| RLB | Rufus Porter | 14 |
| LCB | Carlton Gray | 11 |
| | Tony Brown | 5 |
| RCB | Patrick Hunter | 5 |
| | Terry Taylor | 3 |
| SS | Robert Blackmon | 15 |
| FS | Eugene Robinson | 14 |

SPECIAL TEAMS

| | | |
|---|------------|----|
| K | John Kasay | 16 |
| P | Rick Tuten | 16 |

* Rookie or first-year player

AFC

| EASTERN | W | L | T | Pct. | Pts. | Opp. |
|--------------|----|----|---|------|------|------|
| Miami | 10 | 6 | 0 | .625 | 389 | 327 |
| New England* | 10 | 6 | 0 | .625 | 351 | 312 |
| Indianapolis | 8 | 8 | 0 | .500 | 307 | 320 |
| Buffalo | 7 | 9 | 0 | .438 | 340 | 356 |
| N.Y. Jets | 6 | 10 | 0 | .375 | 264 | 320 |

| CENTRAL | W | L | T | Pct. | Pts. | Opp. |
|------------|----|----|---|------|------|------|
| Pittsburgh | 12 | 4 | 0 | .750 | 316 | 234 |
| Cleveland* | 11 | 5 | 0 | .688 | 340 | 204 |
| Cincinnati | 3 | 13 | 0 | .188 | 276 | 406 |
| Houston | 2 | 14 | 0 | .125 | 226 | 352 |

| WESTERN | W | L | T | Pct. | Pts. | Opp. |
|--------------|----|----|---|------|------|------|
| San Diego | 11 | 5 | 0 | .688 | 381 | 306 |
| Kansas City* | 9 | 7 | 0 | .563 | 319 | 398 |
| L.A. Raiders | 9 | 7 | 0 | .563 | 303 | 327 |
| Denver | 7 | 9 | 0 | .438 | 347 | 396 |
| Seattle | 6 | 10 | 0 | .375 | 287 | 323 |

*= Wild Card team

NFC

| EASTERN | W | L | T | Pct. | Pts. | Opp. |
|--------------|----|----|---|------|------|------|
| Dallas | 12 | 4 | 0 | .750 | 414 | 248 |
| N.Y. Giants | 9 | 7 | 0 | .563 | 279 | 304 |
| Arizona | 8 | 8 | 0 | .500 | 235 | 267 |
| Philadelphia | 7 | 9 | 0 | .438 | 308 | 308 |
| Washington | 3 | 13 | 0 | .188 | 320 | 412 |

| CENTRAL | W | L | T | Pct. | Pts. | Opp. |
|------------|----|----|---|------|------|------|
| Minnesota | 10 | 6 | 0 | .625 | 356 | 314 |
| Green Bay* | 9 | 7 | 0 | .563 | 382 | 287 |
| Detroit* | 9 | 7 | 0 | .563 | 357 | 342 |
| Chicago* | 9 | 7 | 0 | .563 | 271 | 307 |
| Tampa Bay | 6 | 10 | 0 | .375 | 251 | 351 |

| WESTERN | W | L | T | Pct. | Pts. | Opp. |
|---------------|----|----|---|------|------|------|
| San Francisco | 13 | 3 | 0 | .813 | 505 | 296 |
| New Orleans | 7 | 9 | 0 | .438 | 348 | 407 |
| Atlanta | 7 | 9 | 0 | .438 | 317 | 385 |
| L.A. Rams | 4 | 12 | 0 | .250 | 286 | 365 |

1995 REVIEW (8-8)

| Date | W/L | Score | Opponents | Att | By Quarters | 1 | 2 | 3 | 4 | OT | Tot |
|-------|-----|-------|-----------------|--------|-------------|----|-----|----|-----|----|-----|
| 09/03 | L | 34-10 | Kansas City | 47,564 | SEA | 79 | 77 | 88 | 119 | 0 | 363 |
| 09/10 | L | 14-10 | at San Diego | 54,420 | OPP | 90 | 128 | 48 | 94 | 6 | 366 |
| 09/17 | W | 24-21 | Cincinnati | 39,492 | | | | | | | |
| 09/24 | | | BYE | | | | | | | | |
| 10/01 | W | 27-10 | Denver | 49,914 | | | | | | | |
| 10/08 | L | 34-14 | at Oakland | 50,213 | | | | | | | |
| 10/15 | L | 27-21 | at Buffalo | 74,362 | | | | | | | |
| 10/22 | L | 35-25 | San Diego | 45,821 | | | | | | | |
| 10/29 | L | 20-14 | at Arizona (OT) | 39,600 | | | | | | | |
| 11/05 | W | 30-28 | New York Giants | 42,100 | | | | | | | |
| 11/12 | W | 47-30 | at Jacksonville | 71,290 | | | | | | | |
| 11/19 | W | 27-20 | at Washington | 51,298 | | | | | | | |
| 11/26 | L | 16-10 | New York Jets | 41,160 | | | | | | | |
| 12/03 | W | 26-14 | Philadelphia | 39,893 | | | | | | | |
| 12/10 | W | 31-27 | at Denver | 71,488 | | | | | | | |
| 12/17 | W | 44-10 | Oakland | 58,428 | | | | | | | |
| 12/24 | L | 26-3 | at Kansas City | 75,784 | | | | | | | |

| Team Statistics | Sea | Opp |
|---------------------|---------|---------|
| TOTAL FIRST DOWNS | 311 | 321 |
| Rushing | 121 | 116 |
| Passing | 171 | 181 |
| Penalty | 19 | 24 |
| 3rd Down: Made/Att. | 82/217 | 81/218 |
| 3rd Down Pct. | 37.8 | 37.2 |
| 4th Down: Made/Att. | 9/13 | 10/18 |
| 4th Down Pct. | 69.2 | 55.6 |
| POSSESSION AVG. | 28:30 | 31:30 |
| TOTAL NETYARDS | 5270 | 5669 |
| Avg. Per Game | 329.4 | 354.3 |
| Total Plays | 1033 | 1078 |
| Avg. Per Play | 5.1 | 5.3 |
| NETYARDS RUSHING | 2178 | 2130 |
| Avg. Per Game | 136.1 | 133.1 |
| Total Rushes | 477 | 496 |
| NETYARDS PASSING | 3092 | 3539 |
| Avg. Per Game | 193.3 | 221.2 |
| Sacked/Yards Lost | 45/267 | 28/167 |
| Gross Yards | 3359 | 3706 |
| Att./Completions | 511/273 | 554/310 |
| Completion Pct. | 53.4 | 56.0 |
| Had Intercepted | 23 | 16 |
| PUNTS/AVERAGE | 83/45.0 | 81/42.6 |
| NET PUNTING AVG. | 36.5 | 36.4 |
| PENALTIES/YARDS | 100/852 | 114/901 |
| FUMBLES/BALL LOST | 24/9 | 17/9 |
| TOUCHDOWNS | 42 | 43 |
| Rushing | 20 | 11 |
| Passing | 19 | 26 |
| Returns | 1 | 2 |
| Defensive | 2 | 4 |
| TOTAL POINTS | 363 | 366 |

| Scoring | TD | Ru | Pa | Rt | PAT | FG | S | Pts |
|----------|----|----|----|----|-------|-------|---|-----|
| Peterson | 0 | 0 | 0 | 0 | 40/40 | 23/28 | 0 | 109 |
| Warren | 16 | 15 | 0 | 0 | 0 | 0 | 0 | 96 |
| Galloway | 9 | 1 | 7 | 1 | 0 | 0 | 0 | 54 |
| SEA | 42 | 20 | 19 | 3 | 40/40 | 23/28 | 1 | 363 |
| OPP | 43 | 11 | 26 | 6 | 36/37 | 24/35 | 0 | 366 |

2-Point PATs: Mirer 0-1, Warren 0-1
SEA 0-2, Opp 0-5.

| Rushing | Att | Yds | Avg | LG | TD |
|-----------|-----|------|-----|-----|----|
| Warren | 310 | 1346 | 4.3 | 52 | 15 |
| Broussard | 46 | 222 | 4.8 | 21t | 1 |
| L. Smith | 36 | 215 | 6.0 | 68 | 0 |
| SEA | 477 | 2178 | 4.6 | 86t | 20 |
| OPP | 496 | 2130 | 4.3 | 46 | 11 |

| Receiving | No | Yds | Avg | LG | TD |
|-----------|-----|------|------|-----|----|
| Blades | 77 | 1001 | 13.0 | 49 | 4 |
| Galloway | 67 | 1039 | 15.5 | 59t | 7 |
| Warren | 35 | 247 | 7.1 | 20t | 1 |
| Crumpler | 23 | 254 | 11.0 | 24 | 1 |
| SEA | 273 | 3359 | 12.3 | 59t | 19 |
| OPP | 310 | 3706 | 12.0 | 88t | 26 |

| Interceptions | No | Yds | Avg | LG | TD |
|---------------|----|-----|------|-----|----|
| Blackmon | 5 | 46 | 9.2 | 21 | 0 |
| Gray | 4 | 45 | 11.3 | 26 | 0 |
| SEA | 16 | 127 | 7.9 | 32 | 0 |
| OPP | 24 | 384 | 16.7 | 72t | 2 |

| Punting | No | Yds | Avg | Net | TB | I20 | LG | B |
|---------|----|------|------|------|----|-----|----|---|
| Tuten | 83 | 3735 | 45.0 | 36.5 | 8 | 21 | 73 | 0 |
| SEA | 83 | 3735 | 45.0 | 36.5 | 8 | 21 | 73 | 0 |
| OPP | 81 | 3449 | 42.6 | 36.4 | 6 | 24 | 62 | 0 |

| Punt Returns | No | FC | Yds | Avg | LG | TD |
|--------------|----|----|-----|------|-----|----|
| Galloway | 36 | 12 | 360 | 10.0 | 89t | 1 |
| SEA | 40 | 13 | 384 | 9.6 | 89t | 1 |
| OPP | 48 | 7 | 549 | 11.4 | 44 | 0 |

| Kickoff Returns | No | Yds | Avg | LG | TD |
|-----------------|----|------|------|-----|----|
| Broussard | 43 | 1064 | 24.7 | 70 | 0 |
| SEA | 72 | 1620 | 22.5 | 70 | 0 |
| OPP | 70 | 1669 | 23.8 | 99t | 2 |

| Passing | Att | Cmp | Yds | Cmp% | Yds/Att | TD | TD% | Int | Int% | LG | Sacked | Rating |
|---------|-----|-----|------|------|---------|----|-----|-----|------|-----|--------|--------|
| Mirer | 391 | 209 | 2564 | 53.5 | 6.56 | 13 | 3.3 | 20 | 5.1 | 59t | 42/255 | 63.7 |
| Friesz | 120 | 64 | 795 | 53.3 | 6.63 | 6 | 5.0 | 3 | 2.5 | 43t | 3/12 | 80.4 |
| SEA | 511 | 273 | 3359 | 53.4 | 6.57 | 19 | 3.7 | 23 | 4.5 | 59t | 45/267 | 67.6 |
| OPP | 554 | 310 | 3706 | 56.0 | 6.69 | 26 | 4.7 | 16 | 2.9 | 88t | 28/167 | 80.2 |

| Field Goals | 1-19 | 20-29 | 30-39 | 40-49 | 50+ |
|-------------|------|-------|-------|-------|-----|
| Peterson | 1/1 | 5/5 | 9/10 | 8/10 | 0/2 |
| SEA | 1/1 | 5/5 | 9/10 | 8/10 | 0/2 |
| OPP | 1/1 | 10/13 | 5/7 | 7/9 | 1/5 |

DEFENSIVE STATISTICS

| Player | T | S | A | Sac | PD | FF | FR |
|-------------|-----|-----|----|-----|----|----|----|
| Wooden | 135 | 114 | 21 | 0.0 | 8 | 1 | 0 |
| E. Robinson | 105 | 79 | 26 | 0.0 | 4 | 0 | 1 |
| Moss | 88 | 65 | 23 | 2.0 | 5 | 1 | 2 |
| C. Harris | 85 | 77 | 8 | 0.0 | 12 | 1 | 1 |
| Gray | 73 | 68 | 5 | 0.0 | 19 | 0 | 0 |

Record (Finish): 8-8, (3rd, AFC West)

Head Coach: Dennis Erickson (8-8, .500)

Assistants: Gregg Smith (Asst. Head Coach/TEs), Bob Bratkowski (Off. Coord./WRs), Greg McMackin (Def. Coord.), Dave Arnold (Sp. Teams), Tommy Brasher (DL), Dave Brown (Def), Tom Catlin (Quality Control), Ned James (Off. Asst.), Dana LeDuc (Strength & Cond.), Arnie Matsumoto (Def. Asst.), Howard Mudd (OL), Rich Olson (QB), Mike Murphy (LBs), Willy Robinson (DBs), Clarence Shelmon (RBs)

Captains: Rick Mirer (Off.), Eugene Robinson (Def.), Trey Junkin (Sp. Teams)

MVP: RB Chris Warren

Pro Bowl: DT Cortez Kennedy (5), RB Chris Warren (3)

National Honors: WR Steve Largent inducted into Pro Football Hall of Fame

OFFENSE

| Pos. | | Starts |
|------|--------------------|--------|
| WR | *Joey Galloway | 16 |
| LT | James Atkins | 16 |
| LG | *Matt Joyce | 13 |
| C | Jim Sweeney | 16 |
| RG | Kevin Mawae | 16 |
| RT | Howard Ballard | 16 |
| TE | *Christian Fauria | 9 |
| | Carlester Crumpler | 7 |
| WR | Brian Blades | 16 |
| QB | Rick Mirer | 13 |
| | John Friesz | 3 |
| RB | Chris Warren | 16 |
| FB | Steve Smith | 7 |
| | Tracy Johnson | 4 |

DEFENSE

| | | |
|-----|------------------|----|
| LE | Michael Sinclair | 15 |
| LT | Joe Nash | 11 |
| | Sam Adams | 5 |
| RT | Cortez Kennedy | 16 |
| RE | Brent Williams | 9 |
| | Antonio Edwards | 7 |
| SLB | Terry Wooden | 16 |
| MLB | Dean Wells | 10 |
| WLB | Winston Moss | 16 |
| LCB | Carlton Gray | 16 |
| RCB | Corey Harris | 16 |
| SS | Robert Blackmon | 13 |
| FS | Eugene Robinson | 16 |

SPECIAL TEAMS

| | | |
|---|---------------|----|
| K | Todd Peterson | 16 |
| P | Rick Tuten | 16 |

* Rookie or first-year player

AFC

| EASTERN | W | L | T | Pct. | Pts. | Opp. |
|---------------|----|----|---|------|------|------|
| Buffalo | 10 | 6 | 0 | .625 | 350 | 335 |
| Indianapolis* | 9 | 7 | 0 | .563 | 331 | 316 |
| Miami* | 9 | 7 | 0 | .563 | 398 | 332 |
| New England | 6 | 10 | 0 | .375 | 294 | 377 |
| N.Y. Jets | 3 | 13 | 0 | .188 | 233 | 384 |

| CENTRAL | W | L | T | Pct. | Pts. | Opp. |
|--------------|----|----|---|------|------|------|
| Pittsburgh | 11 | 5 | 0 | .688 | 407 | 327 |
| Cincinnati | 7 | 9 | 0 | .438 | 349 | 374 |
| Houston | 7 | 9 | 0 | .438 | 348 | 324 |
| Cleveland | 5 | 11 | 0 | .313 | 289 | 356 |
| Jacksonville | 4 | 12 | 0 | .250 | 275 | 404 |

| WESTERN | W | L | T | Pct. | Pts. | Opp. |
|-------------|----|---|---|------|------|------|
| Kansas City | 13 | 3 | 0 | .813 | 358 | 241 |
| San Diego* | 9 | 7 | 0 | .563 | 321 | 323 |
| Seattle | 8 | 8 | 0 | .500 | 363 | 366 |
| Denver | 8 | 8 | 0 | .500 | 388 | 345 |
| Oakland | 8 | 8 | 0 | .500 | 348 | 332 |

*= Wild Card team

NFC

| EASTERN | W | L | T | Pct. | Pts. | Opp. |
|---------------|----|----|---|------|------|------|
| Dallas | 12 | 4 | 0 | .750 | 435 | 291 |
| Philadelphia* | 10 | 6 | 0 | .625 | 318 | 338 |
| Washington | 6 | 10 | 0 | .375 | 326 | 359 |
| N.Y. Giants | 5 | 11 | 0 | .313 | 290 | 340 |
| Arizona | 4 | 12 | 0 | .250 | 275 | 422 |

| CENTRAL | W | L | T | Pct. | Pts. | Opp. |
|-----------|----|---|---|------|------|------|
| Green Bay | 11 | 5 | 0 | .688 | 401 | 314 |
| Detroit* | 10 | 6 | 0 | .625 | 436 | 336 |
| Chicago | 9 | 7 | 0 | .563 | 392 | 360 |
| Tampa Bay | 7 | 9 | 0 | .438 | 238 | 335 |

| WESTERN | W | L | T | Pct. | Pts. | Opp. |
|---------------|----|---|---|------|------|------|
| San Francisco | 11 | 5 | 0 | .688 | 457 | 258 |
| Atlanta* | 9 | 7 | 0 | .563 | 362 | 349 |
| St. Louis | 7 | 9 | 0 | .438 | 309 | 418 |
| Carolina | 7 | 9 | 0 | .438 | 289 | 325 |
| New Orleans | 7 | 9 | 0 | .438 | 319 | 348 |

1996 REVIEW (7-9)

| Date | W/L | Score | Opponents | Att | By Quarters | 1 | 2 | 3 | 4 | OT | Tot |
|-------|-----|-------|-----------------|--------|-------------|----|-----|----|-----|----|-----|
| 09/01 | L | 29-7 | at San Diego | 58,780 | SEA | 53 | 117 | 57 | 90 | -- | 317 |
| 09/08 | L | 30-20 | Denver | 43,671 | OPP | 85 | 111 | 64 | 116 | -- | 376 |
| 09/15 | L | 35-17 | Kansas City | 39,790 | | | | | | | |
| 09/22 | W | 17-13 | at Tampa Bay | 30,212 | | | | | | | |
| 09/29 | L | 31-10 | Green Bay | 59,973 | | | | | | | |
| 10/06 | W | 22-15 | at Miami | 59,539 | | | | | | | |
| 10/13 | | | BYE | | | | | | | | |
| 10/17 | L | 34-16 | at Kansas City | 76,057 | | | | | | | |
| 10/27 | W | 32-13 | San Diego | 38,143 | | | | | | | |
| 11/03 | W | 23-16 | Houston | 36,320 | | | | | | | |
| 11/10 | W | 42-23 | Minnesota | 50,794 | | | | | | | |
| 11/17 | L | 17-16 | at Detroit | 51,194 | | | | | | | |
| 11/24 | L | 27-21 | Oakland | 47,506 | | | | | | | |
| 12/01 | L | 34-7 | at Denver | 74,982 | | | | | | | |
| 12/08 | W | 26-18 | Buffalo | 41,373 | | | | | | | |
| 12/15 | L | 20-13 | at Jacksonville | 66,134 | | | | | | | |
| 12/22 | W | 28-21 | at Oakland | 33,455 | | | | | | | |

| Team Statistics | | | Sea | Opp | | | | | | | |
|---------------------|--|--|---------|---------|--|--|--|--|--|--|--|
| TOTAL FIRST DOWNS | | | 268 | 325 | | | | | | | |
| Rushing | | | 94 | 114 | | | | | | | |
| Passing | | | 147 | 181 | | | | | | | |
| Penalty | | | 27 | 30 | | | | | | | |
| 3rd Down: Made/Att. | | | 64/212 | 80/211 | | | | | | | |
| 3rd Down Pct. | | | 30.2 | 37.9 | | | | | | | |
| 4th Down: Made/Att. | | | 7/17 | 7/15 | | | | | | | |
| 4th Down Pct. | | | 41.2 | 46.7 | | | | | | | |
| POSSESSION AVG. | | | 28:01 | 31:59 | | | | | | | |
| TOTAL NET YARDS | | | 5024 | 5437 | | | | | | | |
| Avg. Per Game | | | 314.0 | 339.8 | | | | | | | |
| Total Plays | | | 974 | 1066 | | | | | | | |
| Avg. Per Play | | | 5.2 | 5.1 | | | | | | | |
| NET YARDS RUSHING | | | 1997 | 2098 | | | | | | | |
| Avg. Per Game | | | 124.8 | 131.0 | | | | | | | |
| Total Rushes | | | 442 | 506 | | | | | | | |
| NET YARDS PASSING | | | 3027 | 3339 | | | | | | | |
| Avg. Per Game | | | 189.2 | 208.7 | | | | | | | |
| Sacked/Yards Lost | | | 38/189 | 48/285 | | | | | | | |
| Gross Yards | | | 3216 | 3624 | | | | | | | |
| Att./Completions | | | 494/261 | 512/303 | | | | | | | |
| Completion Pct. | | | 52.8 | 59.2 | | | | | | | |
| Had Intercepted | | | 17 | 14 | | | | | | | |
| PUNTS/AVG. | | | 86/43.6 | 76/42.3 | | | | | | | |
| Net Punting Avg. | | | 34.5 | 34.0 | | | | | | | |
| PENALTIES/YARDS | | | 112/879 | 98/804 | | | | | | | |
| FUMBLES/ LOST | | | 24/12 | 37/18 | | | | | | | |
| TOUCHDOWNS | | | 33 | 40 | | | | | | | |
| Rushing | | | 16 | 15 | | | | | | | |
| Passing | | | 14 | 25 | | | | | | | |
| Defense | | | 1 | 0 | | | | | | | |
| Returns | | | 2 | 0 | | | | | | | |
| TOTAL POINTS | | | 317 | 376 | | | | | | | |

| Scoring | TD | Ru | Pa | Rt | PAT | FG | S | Pts |
|----------|----|----|----|----|-------|-------|---|-----|
| Peterson | 0 | 0 | 0 | 0 | 27/27 | 28/34 | 0 | 111 |
| Smith | 8 | 8 | 0 | 0 | 0 | 0 | 0 | 54 |
| Galloway | 8 | 0 | 7 | 1 | 0 | 0 | 0 | 48 |
| Warren | 5 | 5 | 0 | 0 | 0 | 0 | 0 | 32 |
| SEA | 33 | 16 | 14 | 3 | 27/27 | 28/34 | 0 | 317 |
| OPP | 40 | 15 | 25 | 0 | 35/35 | 31/34 | 1 | 376 |

2-Point PATs: Smith 3-3, Warren 1-3
SEA 4-6, Opp 3-5.

| Rushing | Att | Yds | Avg | LG | TD |
|---------|-----|------|-----|----|----|
| Warren | 203 | 855 | 4.2 | 51 | 5 |
| Smith | 153 | 680 | 4.4 | 29 | 8 |
| Mirer | 33 | 191 | 5.8 | 33 | 2 |
| SEA | 442 | 1997 | 4.5 | 51 | 16 |
| OPP | 506 | 2098 | 4.1 | 40 | 15 |

| Receiving | No | Yds | Avg | LG | TD |
|-----------|-----|------|------|-----|----|
| Galloway | 57 | 987 | 17.3 | 65t | 7 |
| Blades | 43 | 556 | 12.9 | 80t | 2 |
| Warren | 40 | 273 | 6.8 | 33 | 0 |
| Crumpler | 26 | 258 | 9.9 | 26 | 0 |
| Proehl | 23 | 309 | 13.4 | 56 | 2 |
| SEA | 261 | 3216 | 12.3 | 80t | 14 |
| OPP | 303 | 3624 | 12.0 | 65t | 25 |

| Punt Returns | No | FC | Yds | Avg | LG | TD |
|--------------|----|----|-----|------|-----|----|
| Galloway | 15 | 5 | 158 | 10.5 | 88t | 1 |
| R. Harris | 19 | 10 | 194 | 10.2 | 35 | 0 |
| SEA | 34 | 15 | 352 | 10.4 | 88t | 1 |
| OPP | 52 | 17 | 640 | 12.3 | 50 | 0 |

| Interceptions | No | Yds | Avg | LG | TD |
|----------------|----|-----|------|-----|----|
| D. Williams | 5 | 148 | 29.6 | 79t | 1 |
| 2 players with | 3 | | | | |
| SEA | 14 | 256 | 18.3 | 79t | 1 |
| OPP | 17 | 305 | 17.9 | 63 | 0 |

| Punting | No | Yds | Avg | Net | TB | I20 | LG | B |
|---------|----|------|------|------|----|-----|----|---|
| Tuten | 85 | 3746 | 44.1 | 34.5 | 7 | 21 | 66 | 1 |
| SEA | 86 | 3746 | 43.6 | 34.5 | 7 | 21 | 66 | 1 |
| OPP | 76 | 3214 | 42.3 | 34.0 | 14 | 23 | 57 | 0 |

| Kickoff Returns | No | Yds | Avg | LG | TD |
|-----------------|----|------|------|----|----|
| Broussard | 43 | 979 | 22.8 | 86 | 0 |
| SEA | 71 | 1542 | 21.7 | 86 | 0 |
| OPP | 72 | 1642 | 22.8 | 60 | 0 |

| Passing | Att | Cmp | Yds | Cmp% | Yds/Att | TD | TD% | Int | Int% | LG | Sacked | Rating |
|---------|-----|-----|------|------|---------|----|-----|-----|------|-----|--------|--------|
| Friesz | 211 | 120 | 1629 | 56.9 | 7.72 | 8 | 3.8 | 4 | 1.9 | 80t | 12/77 | 86.4 |
| Mirer | 265 | 136 | 1546 | 51.3 | 5.83 | 5 | 1.9 | 12 | 4.5 | 60 | 22/84 | 56.6 |
| SEA | 494 | 261 | 3216 | 52.8 | 6.51 | 14 | 2.8 | 17 | 3.4 | 80t | 38/189 | 68.3 |
| OPP | 512 | 303 | 3624 | 59.2 | 7.08 | 25 | 4.9 | 14 | 2.7 | 65t | 48/285 | 85.8 |

| Field Goals | 1-19 | 20-29 | 30-39 | 40-49 | 50+ |
|-------------|------|-------|-------|-------|-----|
| Peterson | 0/0 | 11/13 | 7/7 | 8/11 | 2/3 |
| SEA | 0/0 | 11/13 | 7/7 | 8/11 | 2/3 |
| OPP | 3/3 | 9/9 | 8/11 | 9/9 | 2/2 |

DEFENSIVE STATISTICS

| Player | T | S | A | Sac | PD | FF | FR |
|-------------|-----|----|----|------|----|----|----|
| Wells | 107 | 82 | 25 | 1.0 | 4 | 0 | 2 |
| Moss | 106 | 77 | 29 | 1.0 | 4 | 0 | 0 |
| Blackmon | 102 | 80 | 22 | 1.0 | 7 | 3 | 0 |
| D. Williams | 80 | 67 | 13 | 0.0 | 11 | 0 | 1 |
| McCrary | 76 | 57 | 19 | 13.5 | 3 | 1 | 1 |

Record (finish): 7-9 (T4th, AFC West)

Head Coach: Dennis Erickson (15-17, 469)

Assistants: Gregg Smith (Asst. Head Coach/TEs), Bob Bratkowski (Off. Coord./WRs), Greg McMackin (Def. Coord.), Dave Arnold (Sp. Teams), Tommy Brasher (DL), Dave Brown (Def. Coach), Keith Gilbertson (Def. Asst.), Ned James (Off. Asst.), Dana LeDuc (Strength & Cond.), Howard Mudd (OL), Rich Olson (QB), Mike Murphy (LBs), Willy Robinson (DBs), Clarence Shelmon (RBs)

Captains: QB Rick Mirer & RB Chris Warren (Off.), LB Winston Moss & LB Terry Wooden (Def.), P Rick Tuten (Sp. Teams)

MVP: DT Cortez Kennedy

Pro Bowl: DT Cortez Kennedy (6), DE Michael Sinclair (1)

OFFENSE

| Pos. | | Starts |
|------|--------------------|--------|
| WR | Joey Galloway | 16 |
| LT | James Atkins | 16 |
| LG | *Pete Kendall | 11 |
| C | Kevin Mawae | 16 |
| RG | Derrick Graham | 16 |
| RT | Howard Ballard | 16 |
| TE | Carlester Crumpler | 7 |
| | Christian Fauria | 9 |
| WR | Brian Blades | 9 |
| | Ricky Proehl | 7 |
| QB | Rick Mirer | 9 |
| | John Friesz | 6 |
| | Stan Gelbaugh | 1 |
| RB | Chris Warren | 14 |
| FB | Mack Strong | 8 |

DEFENSE

| | | |
|-----|------------------|----|
| LE | Michael Sinclair | 16 |
| LT | Sam Adams | 16 |
| RT | Cortez Kennedy | 16 |
| RE | Michael McCrary | 13 |
| SLB | Terry Wooden | 9 |
| | Michael Barber | 7 |
| MLB | Dean Wells | 15 |
| WLB | Winston Moss | 16 |
| LCB | Carlton Gray | 16 |
| RCB | Corey Harris | 16 |
| SS | Robert Blackmon | 16 |
| FS | Darryl Williams | 16 |

SPECIAL TEAMS

| | | |
|---|---------------|----|
| K | Todd Peterson | 16 |
| P | Rick Tuten | 16 |

* Rookie or first-year player

AFC

| EASTERN | W | L | T | Pct. | Pts. | Opp. |
|---------------|----|----|---|------|------|------|
| New England | 11 | 5 | 0 | .688 | 418 | 313 |
| Buffalo* | 10 | 6 | 0 | .625 | 319 | 266 |
| Indianapolis* | 9 | 7 | 0 | .563 | 317 | 334 |
| Miami | 8 | 8 | 0 | .500 | 339 | 325 |
| N.Y. Jets | 1 | 15 | 0 | .063 | 279 | 454 |

| CENTRAL | W | L | T | Pct. | Pts. | Opp. |
|---------------|----|----|---|------|------|------|
| Pittsburgh | 10 | 6 | 0 | .625 | 344 | 257 |
| Jacksonville* | 9 | 7 | 0 | .563 | 325 | 335 |
| Cincinnati | 8 | 8 | 0 | .500 | 372 | 369 |
| Houston | 8 | 8 | 0 | .500 | 345 | 319 |
| Baltimore | 4 | 12 | 0 | .250 | 371 | 441 |

| WESTERN | W | L | T | Pct. | Pts. | Opp. |
|-------------|----|---|---|------|------|------|
| Denver | 13 | 3 | 0 | .813 | 391 | 275 |
| Kansas City | 9 | 7 | 0 | .563 | 297 | 300 |
| San Diego | 8 | 8 | 0 | .500 | 310 | 376 |
| Oakland | 7 | 9 | 0 | .438 | 340 | 293 |
| Seattle | 7 | 9 | 0 | .438 | 317 | 376 |

*Wild Card team

NFC

| EASTERN | W | L | T | Pct. | Pts. | Opp. |
|---------------|----|----|---|------|------|------|
| Dallas | 10 | 6 | 0 | .625 | 286 | 250 |
| Philadelphia* | 10 | 6 | 0 | .625 | 363 | 341 |
| Washington | 9 | 7 | 0 | .563 | 364 | 312 |
| Arizona | 7 | 9 | 0 | .438 | 300 | 397 |
| N.Y. Giants | 6 | 10 | 0 | .375 | 242 | 297 |

| CENTRAL | W | L | T | Pct. | Pts. | Opp. |
|------------|----|----|---|------|------|------|
| Green Bay | 13 | 3 | 0 | .813 | 456 | 210 |
| Minnesota* | 9 | 7 | 0 | .563 | 298 | 315 |
| Chicago | 7 | 9 | 0 | .438 | 283 | 305 |
| Tampa Bay | 6 | 10 | 0 | .375 | 221 | 293 |
| Detroit | 5 | 11 | 0 | .313 | 302 | 368 |

| WESTERN | W | L | T | Pct. | Pts. | Opp. |
|----------------|----|----|---|------|------|------|
| Carolina | 12 | 4 | 0 | .750 | 367 | 218 |
| San Francisco* | 12 | 4 | 0 | .750 | 398 | 257 |
| St. Louis | 6 | 10 | 0 | .375 | 303 | 409 |
| Atlanta | 3 | 13 | 0 | .188 | 209 | 461 |
| New Orleans | 3 | 13 | 0 | .188 | 229 | 339 |

1997 REVIEW (8-8)

| Date | W/L | Score | Opponents | Att | By Quarters | 1 | 2 | 3 | 4 | OT | Tot |
|-------|-----|-------|---------------------|--------|-------------|-----|-----|----|-----|----|-----|
| 08/31 | L | 41-3 | New York Jets | 53,893 | SEA | 44 | 126 | 92 | 103 | 0 | 365 |
| 09/07 | L | 35-14 | Denver | 55,859 | OPP | 101 | 111 | 93 | 51 | 6 | 362 |
| 09/14 | W | 31-3 | at Indianapolis | 49,194 | | | | | | | |
| 09/21 | W | 26-22 | San Diego | 51,110 | | | | | | | |
| 09/28 | L | 20-17 | at Kansas City (OT) | 77,877 | | | | | | | |
| 10/05 | W | 16-13 | Tennessee | 49,897 | | | | | | | |
| 10/12 | | | BYE | | | | | | | | |
| 10/19 | W | 17-9 | at St. Louis | 64,819 | | | | | | | |
| 10/26 | W | 45-34 | Oakland | 66,264 | | | | | | | |
| 11/02 | L | 30-27 | at Denver | 74,212 | | | | | | | |
| 11/09 | W | 37-31 | at San Diego | 64,616 | | | | | | | |
| 11/16 | L | 20-17 | at New Orleans (OT) | 50,493 | | | | | | | |
| 11/23 | L | 19-14 | Kansas City | 66,264 | | | | | | | |
| 11/30 | L | 24-17 | Atlanta | 52,584 | | | | | | | |
| 12/07 | L | 31-24 | at Baltimore | 54,395 | | | | | | | |
| 12/14 | W | 22-21 | at Oakland | 40,124 | | | | | | | |
| 12/21 | W | 38-9 | San Francisco | 66,253 | | | | | | | |

| Team Statistics | Sea | Opp |
|-------------------|-----|-----|
| TOTAL FIRST DOWNS | 331 | 286 |
| Rushing | 98 | 96 |
| Passing | 207 | 166 |
| Penalty | 26 | 24 |

| | | |
|---------------------|--------|--------|
| 3rd Down: Made/Att. | 91/224 | 66/198 |
| 3rd Down Pct. | 40.6 | 33.3 |

| | | |
|---------------------|------|------|
| 4th Down: Made/Att. | 8/16 | 8/16 |
| 4th Down Pct. | 50.0 | 50.0 |

| | | |
|-----------------|-------|-------|
| POSSESSION AVG. | 30:47 | 29:13 |
|-----------------|-------|-------|

| | | |
|-----------------|------|------|
| TOTAL NET YARDS | 5759 | 4849 |
|-----------------|------|------|

| | | |
|---------------|-------|-------|
| Avg. Per Game | 359.9 | 303.1 |
|---------------|-------|-------|

| | | |
|-------------|------|-----|
| Total Plays | 1049 | 959 |
|-------------|------|-----|

| | | |
|---------------|-----|-----|
| Avg. Per Play | 5.5 | 5.1 |
|---------------|-----|-----|

| | | |
|-------------------|------|------|
| NET YARDS RUSHING | 1800 | 1731 |
|-------------------|------|------|

| | | |
|---------------|-------|-------|
| Avg. Per Game | 112.5 | 108.2 |
|---------------|-------|-------|

| | | |
|--------------|-----|-----|
| Total Rushes | 404 | 455 |
|--------------|-----|-----|

| | | |
|-------------------|------|------|
| NET YARDS PASSING | 3959 | 3118 |
|-------------------|------|------|

| | | |
|---------------|-------|-------|
| Avg. Per Game | 247.4 | 194.9 |
|---------------|-------|-------|

| | | |
|-------------------|--------|--------|
| Sacked/Yards Lost | 36/228 | 42/238 |
|-------------------|--------|--------|

| | | |
|-------------|------|------|
| Gross Yards | 4187 | 3356 |
|-------------|------|------|

| | | |
|------------------|---------|---------|
| Att./Completions | 609/359 | 462/276 |
|------------------|---------|---------|

| | | |
|-----------------|------|------|
| Completion Pct. | 58.9 | 59.7 |
|-----------------|------|------|

| | | |
|-----------------|----|----|
| Had Intercepted | 21 | 13 |
|-----------------|----|----|

| | | |
|---------------|---------|---------|
| PUNTS/AVERAGE | 78/40.3 | 74/42.0 |
|---------------|---------|---------|

| | | |
|------------------|------|------|
| Net Punting Avg. | 32.3 | 36.8 |
|------------------|------|------|

| | | |
|-----------------|---------|---------|
| PENALTIES/YARDS | 109/911 | 100/820 |
|-----------------|---------|---------|

| | | |
|--------------|-------|-------|
| FUMBLES/LOST | 26/11 | 33/16 |
|--------------|-------|-------|

| | | |
|------------|----|----|
| TOUCHDOWNS | 43 | 38 |
|------------|----|----|

| | | |
|---------|----|----|
| Rushing | 13 | 10 |
|---------|----|----|

| | | |
|---------|----|----|
| Passing | 26 | 19 |
|---------|----|----|

| | | |
|-----------|---|---|
| Defensive | 4 | 4 |
|-----------|---|---|

| | | |
|---------|---|---|
| Returns | 0 | 5 |
|---------|---|---|

| | | |
|-------------|-------|-------|
| FIELD GOALS | 22/28 | 31/34 |
|-------------|-------|-------|

| | | |
|--------------|-----|-----|
| TOTAL POINTS | 365 | 362 |
|--------------|-----|-----|

Scoring

| TD | Ru | Pa | Rt | PAT | FG | S | Pts |
|----|----|----|----|-----|----|---|-----|
|----|----|----|----|-----|----|---|-----|

| | | | | | | | |
|----------|---|---|---|---|-------|-------|-------|
| Peterson | 0 | 0 | 0 | 0 | 37/37 | 22/28 | 0 103 |
|----------|---|---|---|---|-------|-------|-------|

| | | | | | | | |
|----------|----|---|----|---|---|---|------|
| Galloway | 12 | 0 | 12 | 0 | 0 | 0 | 0 72 |
|----------|----|---|----|---|---|---|------|

| | | | | | | | |
|-----------|---|---|---|---|---|---|------|
| Broussard | 6 | 5 | 1 | 0 | 0 | 0 | 0 36 |
|-----------|---|---|---|---|---|---|------|

| | | | | | | | |
|----------|---|---|---|---|---|---|------|
| McKnight | 6 | 0 | 6 | 0 | 0 | 0 | 0 36 |
|----------|---|---|---|---|---|---|------|

| | | | | | | | |
|--------|---|---|---|---|---|---|------|
| Warren | 4 | 4 | 0 | 0 | 0 | 0 | 0 24 |
|--------|---|---|---|---|---|---|------|

| | | | | | | | |
|-----|----|----|----|---|-------|-------|-------|
| SEA | 43 | 13 | 26 | 4 | 37/37 | 22/28 | 1 365 |
|-----|----|----|----|---|-------|-------|-------|

| | | | | | | | |
|-----|----|----|----|---|-------|-------|-------|
| OPP | 38 | 10 | 19 | 9 | 35/35 | 31/34 | 1 363 |
|-----|----|----|----|---|-------|-------|-------|

2-Point PATs: Smith 1-1, Kitna 0-1, Moon 0-3, Tuten 0-1. SEA 1-6. OPP 2-3.

Rushing

| Att | Yds | Avg | LG | TD |
|-----|-----|-----|----|----|
|-----|-----|-----|----|----|

| | | | | |
|--------|-----|-----|-----|-------|
| Warren | 200 | 847 | 4.2 | 36t 4 |
|--------|-----|-----|-----|-------|

| | | | | |
|-----------|----|-----|-----|-------|
| Broussard | 70 | 418 | 6.0 | 77t 5 |
|-----------|----|-----|-----|-------|

| | | | | |
|-------|----|-----|-----|------|
| Smith | 91 | 392 | 4.3 | 35 2 |
|-------|----|-----|-----|------|

| | | | | |
|-----|-----|------|-----|--------|
| SEA | 404 | 1800 | 4.5 | 77t 13 |
|-----|-----|------|-----|--------|

| | | | | |
|-----|-----|------|-----|--------|
| OPP | 455 | 1731 | 3.8 | 55t 10 |
|-----|-----|------|-----|--------|

Receiving

| No | Yds | Avg | LG | TD |
|----|-----|-----|----|----|
|----|-----|-----|----|----|

| | | | | |
|----------|----|------|------|--------|
| Galloway | 72 | 1049 | 14.6 | 53t 12 |
|----------|----|------|------|--------|

| | | | | |
|-----------|----|-----|------|------|
| Pritchard | 64 | 843 | 13.2 | 61 2 |
|-----------|----|-----|------|------|

| | | | | |
|--------|----|-----|-----|------|
| Warren | 45 | 257 | 5.7 | 20 0 |
|--------|----|-----|-----|------|

| | | | | |
|----------|----|-----|------|-------|
| McKnight | 34 | 637 | 18.7 | 60t 6 |
|----------|----|-----|------|-------|

| | | | | |
|----------|----|-----|------|------|
| Crumpler | 31 | 361 | 11.6 | 30 1 |
|----------|----|-----|------|------|

| | | | | |
|------------|----|-----|------|------|
| Br. Blades | 30 | 319 | 10.6 | 27 2 |
|------------|----|-----|------|------|

| | | | | |
|-----------|----|-----|-----|-------|
| Broussard | 24 | 143 | 6.0 | 20t 1 |
|-----------|----|-----|-----|-------|

| | | | | |
|-------|----|-----|-----|------|
| Smith | 23 | 183 | 8.0 | 22 0 |
|-------|----|-----|-----|------|

| | | | | |
|-----|-----|------|------|-------|
| SEA | 359 | 4187 | 11.7 | 61 26 |
|-----|-----|------|------|-------|

| | | | | |
|-----|-----|------|------|-------|
| OPP | 276 | 3356 | 12.2 | 92 19 |
|-----|-----|------|------|-------|

Punting

| No | Yds | Avg | Net | TB | I20 | LG | B |
|----|-----|-----|-----|----|-----|----|---|
|----|-----|-----|-----|----|-----|----|---|

| | | | | | | | |
|-------|----|------|------|------|---|----|------|
| Tuten | 48 | 2007 | 41.8 | 36.4 | 5 | 15 | 65 0 |
|-------|----|------|------|------|---|----|------|

| | | | | | | | |
|-----|----|------|------|------|---|----|------|
| SEA | 78 | 3144 | 40.3 | 32.3 | 8 | 24 | 65 2 |
|-----|----|------|------|------|---|----|------|

| | | | | | | | |
|-----|----|------|------|------|---|----|------|
| OPP | 74 | 3111 | 42.0 | 36.8 | 7 | 21 | 66 0 |
|-----|----|------|------|------|---|----|------|

Punt Returns

| No | FC | Yds | Avg | LG | TD |
|----|----|-----|-----|----|----|
|----|----|-----|-----|----|----|

| | | | | | |
|--------|----|----|-----|-----|------|
| Harris | 21 | 12 | 144 | 6.9 | 19 0 |
|--------|----|----|-----|-----|------|

| | | | | | |
|-------|----|---|-----|-----|------|
| Davis | 16 | 6 | 104 | 6.5 | 28 0 |
|-------|----|---|-----|-----|------|

| | | | | | |
|-----|----|----|-----|-----|------|
| SEA | 37 | 18 | 248 | 6.7 | 28 0 |
|-----|----|----|-----|-----|------|

| | | | | | |
|-----|----|----|-----|------|-------|
| OPP | 38 | 14 | 463 | 12.2 | 89t 2 |
|-----|----|----|-----|------|-------|

Interceptions

| No | Yds | Avg | LG | TD |
|----|-----|-----|----|----|
|----|-----|-----|----|----|

| | | | | |
|-------------|---|-----|------|-------|
| D. Williams | 8 | 172 | 21.5 | 44t 1 |
|-------------|---|-----|------|-------|

| | | | | |
|------------|---|----|-----|------|
| Be. Blades | 2 | 11 | 5.5 | 11 0 |
|------------|---|----|-----|------|

| | | | | |
|-----|----|-----|------|-------|
| SEA | 13 | 196 | 15.1 | 44t 1 |
|-----|----|-----|------|-------|

| | | | | |
|-----|----|-----|------|-------|
| OPP | 21 | 372 | 17.7 | 75t 4 |
|-----|----|-----|------|-------|

| Passing | Att | Cmp | Yds | Cmp% | Yds/Att | TD | TD% | Int | Int% | LG | Sacked | Rating |
|---------|-----|-----|-----|------|---------|----|-----|-----|------|----|--------|--------|
|---------|-----|-----|-----|------|---------|----|-----|-----|------|----|--------|--------|

| | | | | | | | | | | | | |
|------|-----|-----|------|------|------|----|-----|----|-----|-----|--------|------|
| Moon | 528 | 313 | 3678 | 59.3 | 6.97 | 25 | 4.7 | 16 | 3.0 | 60t | 30/192 | 83.7 |
|------|-----|-----|------|------|------|----|-----|----|-----|-----|--------|------|

| | | | | | | | | | | | | |
|-----|-----|-----|------|------|------|----|-----|----|-----|----|--------|------|
| SEA | 609 | 359 | 4187 | 58.9 | 6.88 | 26 | 4.3 | 21 | 3.4 | 61 | 36/228 | 79.7 |
|-----|-----|-----|------|------|------|----|-----|----|-----|----|--------|------|

| | | | | | | | | | | | | |
|-----|-----|-----|------|------|------|----|-----|----|-----|----|--------|------|
| OPP | 462 | 276 | 3356 | 59.7 | 7.26 | 19 | 4.1 | 13 | 2.8 | 92 | 42/238 | 84.1 |
|-----|-----|-----|------|------|------|----|-----|----|-----|----|--------|------|

| Kickoff Returns | No | Yds | Avg | LG | TD |
|-----------------|----|------|------|-----|----|
| Broussard | 50 | 1076 | 21.5 | 43 | 0 |
| SEA | 76 | 1550 | 20.4 | 43 | 0 |
| OPP | 77 | 1779 | 23.1 | 93t | 1 |

| Field Goals | 1-19 | 20-29 | 30-39 | 40-49 | 50+ |
|-------------|------|-------|-------|-------|-----|
| Peterson | 0/0 | 9/9 | 7/10 | 5/7 | 1/2 |
| SEA | 0/0 | 9/9 | 7/10 | 5/7 | 1/2 |
| OPP | 2/2 | 12/13 | 5/5 | 8/10 | 4/4 |

DEFENSIVE STATISTICS

| Player | T | S | A | Sac | PD | FF | FR |
|-------------|-----|----|----|-----|----|----|----|
| C. Brown | 104 | 75 | 29 | 6.5 | 3 | 1 | 4 |
| D. Williams | 93 | 68 | 25 | 0.0 | 13 | 1 | 1 |
| Wells | 92 | 74 | 18 | 1.0 | 2 | 1 | 1 |
| Be. Blades | 70 | 58 | 12 | 1.0 | 2 | 0 | 0 |

Record (finish): 8-8 (3rd, AFC West)

Head Coach: Dennis Erickson (23-25, .479)

Assistants: Gregg Smith (Asst. Head Coach/OL), Bob Bratkowski (Off. Coord./WRs), Greg McMackin (Def. Coord.), Dave Arnold (Sp. Teams), Tommy Brasher (DL), Dave Brown (Def. Coach), Keith Gilbertson (TEs), Ned James (Off. Asst.), Darren Krein (Asst. Str. & Cond.), Dana LeDuc (Strength & Cond.), Howard Mudd (OL), Rich Olson (QB), Mike Murphy (LBs), Willy Robinson (DBs), Clarence Shelmon (RBs), Jim Zorn (Off. Asst.)

Captains: QB John Friesz (Off.), LB Winston Moss (Def.), S Jay Bellamy (Sp. Teams)

MVP: FS Darryl Williams

Pro Bowl: DE Michael Sinclair (2), FS Darryl Williams (1)

OFFENSE

| Pos. | | Starts |
|------|--------------------|--------|
| WR | Joey Galloway | 15 |
| LT | *Walter Jones | 12 |
| LG | Pete Kendall | 16 |
| C | Kevin Mawae | 16 |
| RG | Derrick Graham | 9 |
| RT | Howard Ballard | 10 |
| R/LT | Grant Williams | 8 |
| TE | Carlester Crumpler | 12 |
| WR | Mike Pritchard | 15 |
| QB | Warren Moon | 14 |
| | John Friesz | 1 |
| | *Jon Kitna | 1 |
| RB | Chris Warren | 13 |
| FB | Mack Strong | 9 |

DEFENSE

| | | |
|-----|------------------|----|
| LE | Michael Sinclair | 16 |
| LT | Sam Adams | 15 |
| RT | Dan Saleaumua | 9 |
| | Cortez Kennedy | 8 |
| RE | Phillip Daniels | 11 |
| LLB | Winston Moss | 14 |
| MLB | Dean Wells | 16 |
| RLB | Chad Brown | 15 |
| LCB | Shawn Springs | 10 |
| RCB | Willie Williams | 16 |
| SS | Bennie Blades | 9 |
| | Jay Bellamy | 7 |
| FS | Darryl Williams | 16 |

SPECIAL TEAMS

| | | |
|---|---------------|----|
| K | Todd Peterson | 16 |
| P | Rick Tuten | 10 |
| | Rohn Stark | 4 |

* Rookie or first-year player

AFC

| EASTERN | W | L | T | Pct. | Pts. | Opp. |
|--------------|----|----|---|------|------|------|
| New England | 10 | 6 | 0 | .625 | 369 | 289 |
| Miami* | 9 | 7 | 0 | .563 | 339 | 327 |
| N.Y. Jets | 9 | 7 | 0 | .563 | 348 | 287 |
| Buffalo | 6 | 10 | 0 | .375 | 255 | 367 |
| Indianapolis | 3 | 13 | 0 | .188 | 313 | 401 |

| CENTRAL | W | L | T | Pct. | Pts. | Opp. |
|---------------|----|---|---|------|------|------|
| Pittsburgh | 11 | 5 | 0 | .688 | 372 | 307 |
| Jacksonville* | 11 | 5 | 0 | .688 | 394 | 318 |
| Tennessee | 8 | 8 | 0 | .500 | 333 | 310 |
| Cincinnati | 7 | 9 | 0 | .438 | 355 | 405 |
| Baltimore | 6 | 9 | 1 | .406 | 326 | 345 |

| WESTERN | W | L | T | Pct. | Pts. | Opp. |
|-------------|----|----|---|------|------|------|
| Kansas City | 13 | 3 | 0 | .813 | 375 | 232 |
| Denver* | 12 | 4 | 0 | .750 | 472 | 287 |
| Seattle | 8 | 8 | 0 | .500 | 365 | 362 |
| Oakland | 4 | 12 | 0 | .250 | 324 | 419 |
| San Diego | 4 | 12 | 0 | .250 | 266 | 425 |

*= Wild Card team

NFC

| EASTERN | W | L | T | Pct. | Pts. | Opp. |
|--------------|----|----|---|------|------|------|
| N.Y. Giants | 10 | 5 | 1 | .656 | 307 | 265 |
| Washington | 8 | 7 | 1 | .531 | 327 | 289 |
| Philadelphia | 6 | 9 | 1 | .406 | 317 | 372 |
| Dallas | 6 | 10 | 0 | .375 | 304 | 314 |
| Arizona | 4 | 12 | 0 | .250 | 283 | 379 |

| CENTRAL | W | L | T | Pct. | Pts. | Opp. |
|------------|----|----|---|------|------|------|
| Green Bay | 13 | 3 | 0 | .813 | 422 | 282 |
| Tampa Bay* | 10 | 6 | 0 | .625 | 299 | 263 |
| Detroit* | 9 | 7 | 0 | .563 | 379 | 306 |
| Minnesota* | 9 | 7 | 0 | .563 | 354 | 359 |
| Chicago | 4 | 12 | 0 | .250 | 263 | 421 |

| WESTERN | W | L | T | Pct. | Pts. | Opp. |
|---------------|----|----|---|------|------|------|
| San Francisco | 13 | 3 | 0 | .813 | 375 | 265 |
| Carolina | 7 | 9 | 0 | .438 | 265 | 314 |
| Atlanta | 7 | 9 | 0 | .438 | 320 | 361 |
| New Orleans | 6 | 10 | 0 | .375 | 237 | 327 |
| St. Louis | 5 | 11 | 0 | .313 | 299 | 359 |

1998 REVIEW (8-8)

| Date | W/L | Score | Opponents | Att | By Quarters | 1 | 2 | 3 | 4 | OT | Tot |
|-------|-----|-------|-----------------|--------|-------------|-----|----|----|-----|----|-----|
| 09/06 | W | 38-0 | at Philadelphia | 66,418 | SEA | 107 | 91 | 75 | 99 | 0 | 372 |
| 09/13 | W | 33-14 | Arizona | 57,678 | Opp | 71 | 73 | 61 | 105 | 0 | 310 |
| 09/20 | W | 24-14 | Washington | 63,336 | | | | | | | |
| 09/27 | L | 13-10 | at Pittsburgh | 58,413 | | | | | | | |
| 10/04 | L | 17-6 | at Kansas City | 66,418 | | | | | | | |
| 10/11 | L | 21-16 | Denver | 66,258 | | | | | | | |
| 10/18 | | | BYE | | | | | | | | |
| 10/25 | W | 27-20 | at San Diego | 58,512 | | | | | | | |
| 11/01 | L | 31-18 | Oakland | 66,246 | | | | | | | |
| 11/08 | W | 24-12 | Kansas City | 66,251 | | | | | | | |
| 11/15 | L | 20-17 | at Oakland | 51,527 | | | | | | | |
| 11/22 | L | 30-22 | at Dallas | 64,142 | | | | | | | |
| 11/29 | W | 20-18 | Tennessee | 59,048 | | | | | | | |
| 12/06 | L | 32-31 | at NY Jets | 72,200 | | | | | | | |
| 12/13 | W | 38-17 | San Diego | 62,690 | | | | | | | |
| 12/20 | W | 27-23 | Indianapolis | 58,703 | | | | | | | |
| 12/27 | L | 28-21 | at Denver | 74,057 | | | | | | | |

| Scoring | TD | Ru | Pa | Rt | PAT | FG | S | Pts |
|-----------|----|----|----|----|-------|-------|---|-----|
| Peterson | 0 | 0 | 0 | 0 | 41/41 | 19/24 | 0 | 98 |
| Galloway | 12 | 0 | 10 | 2 | 0 | 0 | 0 | 72 |
| Watters | 9 | 9 | 0 | 0 | 0 | 0 | 0 | 56 |
| Pritchard | 3 | 0 | 3 | 0 | 0 | 0 | 0 | 20 |
| Springs | 3 | 0 | 0 | 3 | 0 | 0 | 0 | 18 |
| SEA | 45 | 11 | 21 | 13 | 41/41 | 19/24 | 0 | 372 |
| OPP | 35 | 13 | 18 | 4 | 31/31 | 23/30 | 0 | 310 |

2-Point PATs: SEA 2-4. OPP 0-4.

| Rushing | Att | Yds | Avg | LG | TD |
|----------|-----|------|-----|-----|----|
| Watters | 319 | 1239 | 3.9 | 39t | 9 |
| A. Green | 35 | 209 | 6.0 | 64 | 1 |
| Kitna | 20 | 67 | 3.4 | 21 | 1 |
| SEA | 426 | 1626 | 3.8 | 64 | 11 |
| OPP | 487 | 1999 | 4.1 | 70 | 13 |

| Receiving | No | Yds | Avg | LG | TD |
|-----------|-----|------|------|-----|----|
| Galloway | 65 | 1047 | 16.1 | 81t | 10 |
| Pritchard | 58 | 742 | 12.8 | 50t | 3 |
| Watters | 52 | 373 | 7.2 | 24 | 0 |
| Fauria | 37 | 377 | 10.2 | 25 | 2 |
| McKnight | 21 | 346 | 16.5 | 59t | 2 |
| Blades | 15 | 184 | 12.3 | 47 | 0 |
| SEA | 273 | 3219 | 11.8 | 81t | 21 |
| OPP | 343 | 3972 | 11.6 | 80t | 18 |

| Punting | No | Yds | Avg | Net | TB | I20 | LG | B |
|---------|----|------|------|------|----|-----|----|---|
| Feagles | 81 | 3570 | 44.1 | 36.5 | 12 | 27 | 59 | 0 |
| SEA | 81 | 3570 | 44.1 | 36.5 | 12 | 27 | 50 | 0 |
| OPP | 78 | 3397 | 43.6 | 36.0 | 8 | 23 | 61 | 0 |

| Punt Returns | No | FC | Yds | Avg | LG | TD |
|--------------|----|----|-----|------|-----|----|
| Galloway | 25 | 5 | 251 | 10.0 | 74t | 2 |
| Joseph | 15 | 5 | 182 | 12.1 | 66 | 0 |
| SEA | 41 | 10 | 428 | 10.4 | 74t | 2 |
| OPP | 33 | 15 | 371 | 11.2 | 63t | 1 |

| Interceptions | No | Yds | Avg | LG | TD |
|---------------|----|-----|------|-----|----|
| Springs | 7 | 142 | 20.3 | 56t | 2 |
| D. Smith | 3 | 56 | 18.7 | 26t | 2 |
| D. Williams | 3 | 41 | 13.7 | 28 | 0 |
| Bellamy | 3 | 40 | 13.3 | 24 | 0 |
| W. Williams | 2 | 36 | 18.0 | 28t | 1 |
| SEA | 24 | 455 | 19.0 | 56t | 8 |
| OPP | 18 | 220 | 12.2 | 74t | 2 |

| Team Statistics | Sea | Opp |
|---------------------|---------|----------|
| TOTAL FIRST DOWNS | 267 | 337 |
| Rushing | 92 | 111 |
| Passing | 144 | 197 |
| Penalty | 31 | 29 |
| 3rd Down: Made/Att. | 54/195 | 92/236 |
| 3rd Down Pct. | 27.7 | 39.0 |
| 4th Down: Made/Att. | 6/17 | 8/20 |
| 4th Down Pct. | 35.3 | 40.0 |
| POSSESSION AVG. | 27:05 | 32:55 |
| TOTAL NET YARDS | 4626 | 5689 |
| Avg. Per Game | 289.1 | 355.6 |
| Total Plays | 940 | 1137 |
| Avg. Per Play | 4.9 | 5.0 |
| NET YARDS RUSHING | 1626 | 1999 |
| Avg. Per Game | 101.6 | 124.9 |
| Total Rushes | 426 | 487 |
| NET YARDS PASSING | 3000 | 3690 |
| Avg. Per Game | 187.5 | 230.6 |
| Sacked/Yards Lost | 34/219 | 53/282 |
| Gross Yards | 3219 | 3972 |
| Att./Completions | 480/273 | 597/343 |
| Completion Pct. | 56.9 | 57.5 |
| Had Intercepted | 18 | 24 |
| PUNTS/AVERAGE | 81/44.1 | 78/43.6 |
| Net Punting Avg. | 36.5 | 36.0 |
| PENALTIES/YARDS | 117/914 | 130/1157 |
| FUMBLES/LOST | 30/16 | 34/18 |
| TOUCHDOWNS | 45 | 35 |
| Rushing | 11 | 13 |
| Passing | 21 | 18 |
| Defensive | 10 | 3 |
| Returns | 3 | 1 |
| FIELD GOALS | 19/24 | 23/30 |
| TOTAL POINTS | 372 | 310 |

| Passing | Att | Cmp | Yds | Cmp% | Yds/Att | TD | TD% | Int | Int% | LG | Sacked | Rating |
|---------|-----|-----|------|------|---------|----|-----|-----|------|-----|--------|--------|
| Moon | 258 | 145 | 1632 | 56.2 | 6.33 | 11 | 4.3 | 8 | 3.1 | 45 | 22/140 | 76.6 |
| Kitna | 172 | 98 | 1177 | 57.0 | 6.84 | 7 | 4.1 | 8 | 4.7 | 70t | 11/72 | 72.3 |
| Friesz | 49 | 29 | 409 | 59.2 | 8.35 | 2 | 4.1 | 2 | 4.1 | 81t | 1/7 | 82.8 |
| SEA | 480 | 273 | 3219 | 56.9 | 6.71 | 21 | 4.4 | 18 | 3.8 | 81t | 34/219 | 76.4 |
| OPP | 597 | 343 | 3972 | 57.5 | 6.65 | 18 | 3.0 | 24 | 4.0 | 80t | 53/282 | 71.0 |

| Kickoff Returns | No | Yds | Avg | LG | TD |
|-----------------|----|------|------|-----|----|
| Broussard | 29 | 781 | 26.9 | 90t | 1 |
| A. Green | 27 | 620 | 23.0 | 57 | 0 |
| SEA | 64 | 1510 | 23.6 | 90t | 1 |
| OPP | 68 | 1311 | 19.3 | 35 | 0 |

| Field Goals | 1-19 | 20-29 | 30-39 | 40-49 | 50+ |
|-------------|------|-------|-------|-------|-----|
| Peterson | 0/0 | 7/7 | 4/5 | 5/5 | 3/7 |
| SEA | 0/0 | 7/7 | 4/5 | 5/5 | 3/7 |
| OPP | 0/0 | 10/10 | 6/7 | 6/11 | 1/2 |

DEFENSIVE STATISTICS

| Player | T | S | A | Sac | PD | FF | FR |
|-------------|-----|-----|----|-----|----|----|----|
| C. Brown | 150 | 119 | 31 | 7.5 | 8 | 1 | 1 |
| Bellamy | 98 | 81 | 17 | 1.0 | 10 | 2 | 2 |
| D. Williams | 97 | 71 | 26 | 0.0 | 11 | 3 | 3 |
| Springs | 85 | 61 | 14 | 0.0 | 23 | 1 | 1 |
| D. Smith | 80 | 59 | 21 | 5.0 | 5 | 2 | 2 |

Record (finish): 8-8 (3rd, AFC West)

Head Coach: Dennis Erickson (31-33, .484)

Assistants: Pete Rodriguez (Asst. Head Coach/Special Teams), Bob Bratkowski (Off. Coord.), Greg McMackin (Def. Coord.), Tommy Brasher (DL), Dave Brown (Def. Coach), Keith Gilbertson (TEs), Milt Jackson (WRs), Jim Johnson (LBs), Darren Krein (Asst. Strength & Cond.), Tim Lappano (RBs), Dana LeDuc (Strength & Cond.), Bill Meyers (Asst. Off. Line), Rich Olson (QBs), Willy Robinson (DBs), Gregg Smith (Off. Line), Eric Yarber (Off. Quality Control)

Captains: QB Warren Moon, C Kevin Glover, DE Michael Sinclair, S Darryl Williams, ST Jay Bellamy

MVP: LB Chad Brown

Pro Bowl: LB Chad Brown (2), DE Michael Sinclair (3), CB Shawn Springs (1), DT Cortez Kennedy (7)

OFFENSE

| Pos. | | Starts |
|------|------------------|--------|
| WR | Joey Galloway | 16 |
| LT | Walter Jones | 16 |
| LG | Pete Kendall | 16 |
| C | Kevin Glover | 8 |
| | Chris Gray | 8 |
| RG | Brian Habib | 16 |
| RT | Howard Ballard | 16 |
| TE | Christian Fauria | 15 |
| WR | Mike Pritchard | 16 |
| | Brian Blades | 6 |
| QB | Warren Moon | 10 |
| | Jon Kitna | 5 |
| | John Friesz | 1 |
| RB | Ricky Watters | 16 |
| FB | Mack Strong | 6 |

DEFENSE

| | | |
|-----|------------------|----|
| LE | Michael Sinclair | 16 |
| LT | Sam Adams | 11 |
| RT | Cortez Kennedy | 15 |
| RE | Phillip Daniels | 15 |
| OLB | Chad Brown | 16 |
| MLB | Dean Wells | 7 |
| | *DeShone Myles | 7 |
| OLB | Darrin Smith | 10 |
| | Anthony Simmons | 4 |
| LCB | Shawn Springs | 16 |
| RCB | Willie Williams | 14 |
| SS | Jay Bellamy | 16 |
| FS | Darryl Williams | 16 |

SPECIAL TEAMS

| | | |
|---|---------------|----|
| K | Todd Peterson | 16 |
| P | Jeff Feagles | 16 |

* Rookie or first-year player

AFC

| EASTERN | W | L | T | Pct. | Pts. | Opp. |
|--------------|----|----|---|------|------|------|
| N.Y. Jets | 12 | 4 | 0 | .750 | 416 | 266 |
| Miami* | 10 | 6 | 0 | .625 | 321 | 265 |
| Buffalo* | 10 | 6 | 0 | .625 | 400 | 333 |
| New England* | 9 | 7 | 0 | .563 | 337 | 329 |
| Indianapolis | 3 | 13 | 0 | .188 | 310 | 444 |

| CENTRAL | W | L | T | Pct. | Pts. | Opp. |
|--------------|----|----|---|------|------|------|
| Jacksonville | 11 | 5 | 0 | .688 | 392 | 338 |
| Tennessee | 8 | 8 | 0 | .500 | 330 | 320 |
| Pittsburgh | 7 | 9 | 0 | .438 | 263 | 303 |
| Baltimore | 6 | 10 | 0 | .375 | 269 | 335 |
| Cincinnati | 3 | 13 | 0 | .188 | 268 | 452 |

| WESTERN | W | L | T | Pct. | Pts. | Opp. |
|-------------|----|----|---|------|------|------|
| Denver | 14 | 2 | 0 | .875 | 501 | 309 |
| Oakland | 8 | 8 | 0 | .500 | 325 | 378 |
| Seattle | 8 | 8 | 0 | .500 | 372 | 310 |
| Kansas City | 7 | 9 | 0 | .438 | 327 | 363 |
| San Diego | 5 | 11 | 0 | .313 | 241 | 342 |

*= Wild Card

NFC

| EASTERN | W | L | T | Pct. | Pts. | Opp. |
|--------------|----|----|---|------|------|------|
| Dallas | 10 | 6 | 0 | .625 | 381 | 275 |
| Arizona* | 9 | 7 | 0 | .563 | 325 | 378 |
| N.Y. Giants | 8 | 8 | 0 | .500 | 287 | 309 |
| Washington | 6 | 10 | 0 | .375 | 319 | 421 |
| Philadelphia | 3 | 13 | 0 | .188 | 161 | 344 |

| CENTRAL | W | L | T | Pct. | Pts. | Opp. |
|------------|----|----|---|------|------|------|
| Minnesota | 15 | 1 | 0 | .938 | 556 | 296 |
| Green Bay* | 11 | 5 | 0 | .688 | 408 | 319 |
| Tampa Bay | 8 | 8 | 0 | .500 | 314 | 295 |
| Detroit | 5 | 11 | 0 | .313 | 306 | 378 |
| Chicago | 4 | 12 | 0 | .250 | 276 | 368 |

| WESTERN | W | L | T | Pct. | Pts. | Opp. |
|----------------|----|----|---|------|------|------|
| Atlanta | 14 | 2 | 0 | .875 | 442 | 289 |
| San Francisco* | 12 | 4 | 0 | .750 | 479 | 328 |
| New Orleans | 6 | 10 | 0 | .375 | 305 | 359 |
| Carolina | 4 | 12 | 0 | .250 | 336 | 413 |
| St. Louis | 4 | 12 | 0 | .250 | 285 | 378 |

1999 REVIEW (9-7; 0-1 PLAYOFFS)

| Date | W/L | Score | Opponents | Att | By Quarters | 1 | 2 | 3 | 4 | OT | Tot |
|-------|-----|-------|------------------|--------|-------------|----|-----|----|----|----|-----|
| 09/12 | L | 28-20 | Detroit | 66,238 | SEA | 86 | 104 | 70 | 78 | 0 | 338 |
| 09/19 | W | 14-13 | at Chicago | 66,944 | OPP | 53 | 109 | 59 | 71 | 6 | 298 |
| 09/26 | W | 29-10 | at Pittsburgh | 57,881 | | | | | | | |
| 10/03 | W | 22-21 | Oakland | 66,400 | | | | | | | |
| 10/10 | | | BYE | | | | | | | | |
| 10/17 | L | 13-10 | at San Diego | 59,432 | | | | | | | |
| 10/24 | W | 26-16 | Buffalo | 66,301 | | | | | | | |
| 11/01 | W | 27-7 | at Green Bay | 59,869 | | | | | | | |
| 11/07 | W | 37-20 | Cincinnati | 66,303 | | | | | | | |
| 11/14 | W | 20-17 | Denver | 66,314 | | | | | | | |
| 11/21 | W | 31-19 | at Kansas City | 78,714 | | | | | | | |
| 11/28 | L | 16-3 | Tampa Bay | 66,314 | | | | | | | |
| 12/05 | L | 30-21 | at Oakland | 44,716 | | | | | | | |
| 12/12 | L | 19-16 | San Diego | 66,318 | | | | | | | |
| 12/19 | L | 36-30 | at Denver (OT) | 65,987 | | | | | | | |
| 12/26 | W | 23-14 | Kansas City | 66,332 | | | | | | | |
| 01/02 | L | 19-9 | at New York Jets | 78,154 | | | | | | | |

POSTSEASON

| | | | | |
|----------------------|---|-------|-------|--------|
| 01/09 | L | 20-17 | Miami | 66,170 |
| (AFC Wild Card Game) | | | | |

Team Statistics

| | Sea | Opp |
|---------------------|---------|---------|
| TOTAL FIRST DOWNS | 276 | 313 |
| Rushing | 65 | 107 |
| Passing | 179 | 183 |
| Penalty | 32 | 23 |
| 3rd Down: Made/Att. | 68/210 | 89/239 |
| 3rd Down Pct. | 32.4 | 37.2 |
| 4th Down: Made/Att. | 2/8 | 8/18 |
| 4th Down Pct. | 25.0 | 44.4 |
| POSSESSION AVG. | 27:48 | 32:12 |
| TOTAL NET YARDS | 4805 | 5426 |
| Avg. Per Game | 300.3 | 339.1 |
| Total Plays | 971 | 1104 |
| Avg. Per Play | 4.9 | 4.9 |
| NET YARDS RUSHING | 1408 | 1934 |
| Avg. Per Game | 88.0 | 120.9 |
| Total Rushes | 408 | 484 |
| NET YARDS PASSING | 3397 | 3492 |
| Avg. Per Game | 212.3 | 218.3 |
| Sacked/Yards Lost | 38/232 | 38/252 |
| Gross Yards | 3629 | 3744 |
| Att./Completions | 525/288 | 582/320 |
| Completion Pct. | 54.9 | 55.0 |
| Had Intercepted | 16 | 30 |
| PUNTS/AVERAGE | 84/40.8 | 81/42.0 |
| Net Punting Yards | 35.2 | 34.3 |
| PENALTIES/YARDS | 98/883 | 128/985 |
| FUMBLES/LOST | 31/17 | 17/6 |
| TOUCHDOWNS | 34 | 30 |
| Rushing | 5 | 9 |
| Passing | 25 | 19 |
| Defensive | 3 | 1 |
| Returns | 1 | 1 |
| FIELD GOALS | 34/40 | 30/38 |
| TOTAL POINTS | 338 | 298 |

| Scoring | TD | Ru | Pa | Rt | PAT | FG | S | Pts |
|-----------|----|----|----|----|-------|-------|---|-----|
| Peterson | 0 | 0 | 0 | 0 | 32/32 | 34/40 | 0 | 134 |
| Mayes | 10 | 0 | 10 | 0 | 0 | 0 | 0 | 60 |
| Watters | 7 | 5 | 2 | 0 | 0 | 0 | 0 | 42 |
| Dawkins | 7 | 0 | 7 | 0 | 0 | 0 | 0 | 42 |
| Pritchard | 2 | 0 | 2 | 0 | 0 | 0 | 0 | 12 |
| SEA | 34 | 5 | 25 | 4 | 32/32 | 34/40 | 0 | 338 |
| OPP | 30 | 9 | 19 | 2 | 26/27 | 30/38 | 1 | 298 |

2-Point PATs: SEA 0-2. OPP 0-2.

| Rushing | Att | Yds | Avg | LG | TD |
|----------|-----|------|-----|----|----|
| Watters | 325 | 1210 | 3.7 | 45 | 5 |
| Green | 26 | 120 | 4.6 | 21 | 0 |
| Kitna | 35 | 56 | 1.6 | 10 | 0 |
| R. Brown | 14 | 38 | 2.7 | 0 | 0 |
| SEA | 408 | 1408 | 3.5 | 45 | 5 |
| OPP | 484 | 1934 | 4.0 | 71 | 9 |

| Receiving | No | Yds | Avg | LG | TD |
|-----------|-----|------|------|-----|----|
| Mayes | 65 | 829 | 13.4 | 54t | 10 |
| Dawkins | 58 | 992 | 17.1 | 45t | 7 |
| Watters | 40 | 387 | 9.7 | 25 | 2 |
| Fauria | 35 | 376 | 10.7 | 25 | 0 |
| R. Brown | 34 | 228 | 6.7 | 26 | 1 |
| Pritchard | 26 | 375 | 14.4 | 51 | 2 |
| Galloway | 22 | 335 | 15.2 | 48 | 1 |
| Mili | 5 | 28 | 5.6 | 8 | 1 |
| Bowens | 4 | 68 | 17.0 | 49t | 1 |
| SEA | 288 | 3629 | 12.6 | 51 | 25 |
| OPP | 320 | 3744 | 11.7 | 76t | 19 |

| Punting | No | Yds | Avg | Net | TB | I20 | LG | B |
|---------|----|------|------|------|----|-----|----|---|
| Feagles | 84 | 3425 | 40.8 | 35.2 | 5 | 34 | 59 | 0 |
| SEA | 84 | 3425 | 40.8 | 35.2 | 5 | 34 | 59 | 0 |
| OPP | 81 | 3398 | 42.0 | 34.3 | 10 | 23 | 68 | 0 |

| Punt Returns | No | FC | Yds | Avg | LG | TD |
|--------------|----|----|-----|------|-----|----|
| Rogers | 22 | 18 | 318 | 14.5 | 94t | 1 |
| SEA | 30 | 24 | 419 | 14.0 | 94t | 1 |
| OPP | 36 | 18 | 370 | 10.3 | 81t | 1 |

| Interceptions | No | Yds | Avg | LG | TD |
|---------------|----|-----|------|-----|----|
| Springs | 5 | 77 | 15.4 | 42 | 0 |
| W. Williams | 5 | 43 | 8.6 | 40t | 1 |
| D. Williams | 4 | 41 | 10.3 | 21 | 0 |
| Bellamy | 4 | 4 | 1.0 | 7 | 0 |
| Joseph | 3 | 82 | 27.3 | 40 | 0 |
| Hanks | 2 | 30 | 15.0 | 23t | 1 |
| SEA | 30 | 336 | 11.2 | 42 | 2 |
| OPP | 16 | 210 | 13.1 | 43 | 0 |

| Kickoff Returns | No | Yds | Avg | LG | TD |
|-----------------|----|------|------|----|----|
| Green | 36 | 818 | 22.7 | 54 | 0 |
| Rogers | 18 | 465 | 25.8 | 49 | 0 |
| SEA | 68 | 1547 | 22.8 | 61 | 0 |
| OPP | 81 | 1500 | 18.5 | 39 | 0 |

| Passing | Att | Cmp | Yds | Cmp% | Yds/Att | TD | TD% | Int | Int% | LG | Sacked | Rating |
|---------|-----|-----|------|------|---------|----|-----|-----|------|-----|--------|--------|
| Kitna | 495 | 270 | 3346 | 54.5 | 6.76 | 23 | 4.6 | 16 | 3.2 | 51 | 32/198 | 77.7 |
| Foley | 30 | 18 | 283 | 60.0 | 9.43 | 2 | 6.7 | 0 | 0.0 | 49t | 6/34 | 113.6 |
| SEA | 525 | 288 | 3629 | 54.9 | 6.91 | 25 | 4.8 | 16 | 3.0 | 51 | 38/232 | 79.8 |
| OPP | 582 | 320 | 3744 | 55.0 | 6.43 | 19 | 3.3 | 30 | 5.2 | 76t | 38/252 | 64.1 |

| Field Goals | 1-19 | 20-29 | 30-39 | 40-49 | 50+ |
|-------------|------|-------|-------|-------|-----|
| Peterson | 1/1 | 10/10 | 8/11 | 14/16 | 1/2 |
| SEA | 1/1 | 10/10 | 8/11 | 14/16 | 1/2 |
| OPP | 1/1 | 9/9 | 8/8 | 9/12 | 3/8 |

DEFENSIVE STATISTICS

| Player | T | S | A | Sac | PD | FF | FR |
|-------------|-----|----|----|-----|----|----|----|
| C. Brown | 117 | 87 | 30 | 5.5 | 6 | 2 | 1 |
| Bellamy | 96 | 85 | 11 | 0.0 | 8 | 0 | 0 |
| D. Smith | 90 | 65 | 25 | 1.0 | 3 | 0 | 0 |
| Simmons | 90 | 55 | 35 | 0.0 | 2 | 0 | 0 |
| D. Williams | 78 | 63 | 15 | 0.0 | 11 | 0 | 1 |
| Springs | 74 | 64 | 10 | 0.0 | 15 | 0 | 1 |
| Kennedy | 73 | 61 | 12 | 6.5 | 15 | 0 | 1 |
| W. Williams | 72 | 66 | 6 | 0.0 | 16 | 0 | 0 |
| Daniels | 45 | 38 | 7 | 9.0 | 2 | 1 | 0 |

Record (finish): 9-7 (1st, AFC West)

Head Coach: Mike Holmgren (9-7, .563)

Assistants: Mike Sherman (Offensive Coordinator/Tight Ends), Larry Brooks (Defensive Line), Jerry Colquitt (Off. Quality Control), Nolan Cromwell (Wide Receivers), Ken Flajole (Defensive Backs), Kent Johnston (Strength & Cond.), Jim Lind (Linebackers), Clayton Lopez (Def. Quality Control), Tom Lovat (Asst. Head Coach/Offensive Line), Stump Mitchell (Running Backs), Dick Roach (Def. Assistant), Pete Rodriguez (Special Teams), Mike Sheppard (Quarterbacks), Rod Springer (Asst. Strength & Cond.), Bob Zeman (Def. Assistant)

Captains: Game-to-Game

MVP: LB Chad Brown

Pro Bowl: LB Chad Brown (3), T Walter Jones (1), DT Cortez Kennedy (8)

OFFENSE

| Pos. | | Starts |
|------|------------------|--------|
| WR | Sean Dawkins | 13 |
| LT | Walter Jones | 16 |
| LG | Pete Kendall | 16 |
| C | Kevin Glover | 6 |
| | Chris Gray | 10 |
| RG | Brian Habib | 16 |
| RT | Grant Williams | 15 |
| TE | Christian Fauria | 15 |
| WR | Derrick Mayes | 15 |
| QB | Jon Kitna | 15 |
| RB | Ricky Watters | 16 |
| FB | Reggie Brown | 8 |

DEFENSE

| | | |
|-----|------------------|----|
| LE | Michael Sinclair | 15 |
| LT | Sam Adams | 13 |
| RT | Cortez Kennedy | 16 |
| RE | Phillip Daniels | 16 |
| OLB | Chad Brown | 15 |
| MLB | Anthony Simmons | 16 |
| OLB | Darrin Smith | 14 |
| LCB | Shawn Springs | 16 |
| RCB | Willie Williams | 14 |
| SS | Darryl Williams | 12 |
| FS | Jay Bellamy | 16 |

SPECIAL TEAMS

| | | |
|---|---------------|----|
| K | Todd Peterson | 16 |
| P | Jeff Feagles | 16 |

* Rookie or first-year player

AFC

| EASTERN | W | L | T | Pct. | Pts. | Opp. |
|--------------|----|---|---|------|------|------|
| Indianapolis | 13 | 3 | 0 | .813 | 423 | 333 |
| Buffalo* | 11 | 5 | 0 | .688 | 320 | 229 |
| Miami* | 9 | 7 | 0 | .563 | 326 | 336 |
| N.Y. Jets | 8 | 8 | 0 | .500 | 308 | 309 |
| New England | 8 | 8 | 0 | .500 | 299 | 284 |

| CENTRAL | W | L | T | Pct. | Pts. | Opp. |
|--------------|----|----|---|------|------|------|
| Jacksonville | 14 | 2 | 0 | .875 | 396 | 217 |
| Tennessee* | 13 | 3 | 0 | .813 | 392 | 324 |
| Baltimore | 8 | 8 | 0 | .500 | 324 | 277 |
| Pittsburgh | 6 | 10 | 0 | .375 | 317 | 320 |
| Cincinnati | 4 | 12 | 0 | .250 | 283 | 460 |
| Cleveland | 2 | 14 | 0 | .125 | 217 | 437 |

| WESTERN | W | L | T | Pct. | Pts. | Opp. |
|-------------|---|----|---|------|------|------|
| Seattle | 9 | 7 | 0 | .563 | 338 | 298 |
| Kansas City | 9 | 7 | 0 | .563 | 390 | 322 |
| San Diego | 8 | 8 | 0 | .500 | 269 | 316 |
| Oakland | 8 | 8 | 0 | .500 | 390 | 329 |
| Denver | 6 | 10 | 0 | .375 | 314 | 318 |

*= Wild Card team

NFC

| EASTERN | W | L | T | Pct. | Pts. | Opp. |
|--------------|----|----|---|------|------|------|
| Washington | 10 | 6 | 0 | .625 | 443 | 377 |
| Dallas* | 8 | 8 | 0 | .500 | 352 | 276 |
| N.Y. Giants | 7 | 9 | 0 | .438 | 299 | 358 |
| Arizona | 6 | 10 | 0 | .375 | 245 | 382 |
| Philadelphia | 5 | 11 | 0 | .313 | 272 | 357 |

| CENTRAL | W | L | T | Pct. | Pts. | Opp. |
|------------|----|----|---|------|------|------|
| Tampa Bay | 11 | 5 | 0 | .688 | 270 | 235 |
| Minnesota* | 10 | 6 | 0 | .625 | 399 | 335 |
| Detroit* | 8 | 8 | 0 | .500 | 322 | 323 |
| Green Bay | 8 | 8 | 0 | .500 | 357 | 341 |
| Chicago | 6 | 10 | 0 | .375 | 272 | 341 |

| WESTERN | W | L | T | Pct. | Pts. | Opp. |
|---------------|----|----|---|------|------|------|
| St. Louis | 13 | 3 | 0 | .813 | 526 | 242 |
| Carolina | 8 | 8 | 0 | .500 | 421 | 381 |
| Atlanta | 5 | 11 | 0 | .313 | 285 | 380 |
| San Francisco | 4 | 12 | 0 | .250 | 295 | 453 |
| New Orleans | 3 | 13 | 0 | .188 | 260 | 434 |

2000 REVIEW (6-10)

| Date | W/L | Score | Opponents | Att | Scoring | TD | Ru | Pa | Rt | PAT | FG | S | Pts | |
|-------|-----|-------|-----------------|--------|---------------------------------|-----|------|-----|-----|------------|------------|------------|-----------|-----------|
| 09/03 | L | 23-0 | at Miami | 72,949 | Lindell | 0 | 0 | 0 | 0 | 25/25 | 15/17 | 0 | 70 | |
| 09/10 | L | 37-34 | St. Louis | 64,869 | Watters | 9 | 7 | 2 | 0 | 0 | 0 | 0 | 54 | |
| 09/17 | W | 20-10 | New Orleans | 59,513 | Jackson | 6 | 0 | 6 | 0 | 0 | 0 | 0 | 36 | |
| 09/24 | W | 20-12 | at San Diego | 47,233 | Dawkins | 5 | 0 | 5 | 0 | 0 | 0 | 0 | 30 | |
| 10/02 | L | 24-17 | at Kansas City | 82,893 | Heppner™ | 0 | 0 | 0 | 0 | 8/8 | 6/9 | 0 | 26 | |
| 10/08 | L | 26-3 | at Carolina | 72,192 | SEA | 37 | 10 | 21 | 6 | 33/33 | 21/26 | 1 | 320 | |
| 10/15 | L | 37-24 | Indianapolis | 63,593 | OPP | 46 | 20 | 23 | 3 | 45/45 | 28/33 | 0 | 405 | |
| 10/22 | L | 31-3 | at Oakland | 57,490 | 2-Point PATs: SEA 0-4, OPP 0-1. | | | | | | | | | |
| 10/29 | L | 24-19 | Kansas City | 62,141 | | | | | | | | | | |
| 11/05 | W | 17-15 | San Diego | 59,884 | Rushing | | | | | Att | Yds | Avg | LG | TD |
| 11/12 | W | 28-21 | at Jacksonville | 68,063 | Watters | 278 | 1242 | 4.5 | 55 | 7 | | | | |
| 11/19 | | | BYE | | Alexander | 64 | 313 | 4.9 | 50 | 2 | | | | |
| 11/26 | L | 38-31 | Denver | 68,661 | Kitna | 48 | 127 | 2.6 | 13 | 1 | | | | |
| 12/03 | W | 30-10 | at Atlanta | 44,680 | Huard | 5 | 29 | 5.8 | 10 | 0 | | | | |
| 12/10 | L | 31-24 | at Denver | 75,218 | SEA | 403 | 1720 | 4.3 | 55 | 10 | | | | |
| 12/16 | W | 27-24 | Oakland | 68,681 | OPP | 503 | 2454 | 4.9 | 80t | 20 | | | | |
| 12/23 | L | 42-23 | Buffalo | 61,025 | | | | | | | | | | |

| Team Statistics | Sea | Opp |
|---------------------|---------|---------|
| TOTAL FIRST DOWNS | 281 | 331 |
| Rushing | 98 | 126 |
| Passing | 168 | 185 |
| Penalty | 15 | 20 |
| 3rd Down: Made/Att. | 83/205 | 89/201 |
| 3rd Down Pct. | 40.5 | 44.3 |
| 4th Down: Made/Att. | 7/14 | 1/7 |
| 4th Down Pct. | 50.0 | 14.3 |
| POSSESSION AVG. | 27:31 | 32:29 |
| TOTAL NET YARDS | 4680 | 6391 |
| Avg. Per Game | 292.5 | 399.4 |
| Total Plays | 956 | 1019 |
| Avg. Per Play | 4.9 | 6.3 |
| NET YARDS RUSHING | 1720 | 2454 |
| Avg. Per Game | 107.5 | 153.4 |
| Total Rushes | 403 | 503 |
| NET YARDS PASSING | 2960 | 3937 |
| Avg. Per Game | 185.0 | 246.1 |
| Sacked/Yards Lost | 46/238 | 27/152 |
| Gross Yards | 3198 | 4089 |
| Att./Completions | 507/308 | 489/309 |
| Completion Pct. | 60.7 | 63.2 |
| Had Intercepted | 21 | 17 |
| PUNTS/AVERAGE | 75/39.5 | 62/41.5 |
| Net Punting Avg. | 36.9 | 33.3 |
| PENALTIES/YARDS | 89/728 | 96/694 |
| FUMBLES/LOST | 35/17 | 28/12 |
| TOUCHDOWNS | 37 | 46 |
| Rushing | 10 | 20 |
| Passing | 21 | 23 |
| Defensive | 5 | 3 |
| Returns | 1 | 0 |
| FIELD GOALS | 21/26 | 28/33 |
| TOTAL POINTS | 320 | 405 |

| Receiving | No | Yds | Avg | LG | TD |
|-------------|-----|------|------|----|----|
| Dawkins | 63 | 731 | 11.6 | 40 | 5 |
| Watters | 63 | 613 | 9.7 | 59 | 2 |
| Jackson | 53 | 713 | 13.5 | 71 | 6 |
| Mayes | 29 | 264 | 9.1 | 40 | 1 |
| Mili | 28 | 288 | 10.3 | 34 | 3 |
| Fauria | 28 | 237 | 8.5 | 16 | 2 |
| Strong | 23 | 141 | 6.1 | 24 | 1 |
| J. Williams | 8 | 99 | 12.4 | 18 | 0 |
| Bailey | 6 | 62 | 10.3 | 22 | 1 |
| Alexander | 5 | 41 | 8.2 | 18 | 0 |
| SEA | 308 | 3198 | 10.4 | 71 | 21 |
| OPP | 309 | 4089 | 13.2 | 73 | 23 |

| Punting | No | Yds | Avg | Net | TB | I20 | LG | B |
|---------|----|------|------|------|----|-----|----|---|
| Feagles | 74 | 2960 | 40.0 | 36.9 | 2 | 24 | 57 | 1 |
| SEA | 75 | 2960 | 39.5 | 36.9 | 2 | 24 | 57 | 1 |
| OPP | 62 | 2571 | 41.5 | 33.3 | 6 | 21 | 69 | 0 |

| Punt Returns | No | FC | Yds | Avg | LG | TD |
|--------------|----|----|-----|------|----|----|
| Rogers | 26 | 12 | 363 | 14.0 | 43 | 0 |
| SEA | 30 | 14 | 384 | 12.8 | 43 | 0 |
| OPP | 32 | 18 | 151 | 4.7 | 22 | 0 |

| Interceptions | No | Yds | Avg | LG | TD |
|---------------|----|-----|------|-----|----|
| Bellamy | 4 | 132 | 33.0 | 84t | 1 |
| W. Williams | 4 | 74 | 18.5 | 69t | 1 |
| Simmons | 2 | 15 | 7.5 | 8 | 0 |
| Springs | 2 | 8 | 4.0 | 8 | 0 |
| Koonce | 1 | 27 | 27.0 | 27t | 1 |
| SEA | 17 | 300 | 17.6 | 84t | 3 |
| OPP | 21 | 191 | 9.1 | 79t | 2 |

| Kickoff Returns | No | Yds | Avg | LG | TD |
|-----------------|----|------|------|-----|----|
| Rogers | 66 | 1629 | 24.7 | 81t | 1 |
| SEA | 80 | 1932 | 24.2 | 81t | 1 |
| OPP | 64 | 1236 | 19.3 | 39 | 0 |

| By Quarters | 1 | 2 | 3 | 4 | OT | Tot | Field Goals | 1-19 | 20-29 | 30-39 | 40-49 | 50+ |
|-------------|----|-----|----|----|----|-----|-------------|------|-------|-------|-------|-----|
| SEA | 70 | 100 | 59 | 91 | 0 | 320 | Lindell | 0/0 | 4/5 | 1/1 | 7/8 | 3/3 |
| OPP | 96 | 140 | 71 | 98 | 0 | 405 | Heppner™ | 1/1 | 2/2 | 1/3 | 2/2 | 0/1 |
| | | | | | | | SEA | 1/1 | 6/7 | 2/4 | 9/10 | 3/4 |
| | | | | | | | OPP | 1/1 | 11/12 | 7/9 | 9/9 | 0/2 |

| Passing | Att | Cmp | Yds | Cmp% | Yds/Att | TD | TD% | Int | Int% | LG | Sacked | Rating |
|---------|-----|-----|------|------|---------|----|-----|-----|------|----|--------|--------|
| Kitna | 418 | 259 | 2658 | 62.0 | 6.36 | 18 | 4.3 | 19 | 4.5 | 71 | 33/168 | 75.6 |
| Huard | 87 | 49 | 540 | 56.3 | 6.21 | 3 | 3.4 | 2 | 2.3 | 45 | 13/72 | 76.8 |
| SEA | 507 | 308 | 3198 | 60.7 | 6.31 | 21 | 4.1 | 21 | 4.1 | 71 | 46/238 | 75.5 |
| OPP | 489 | 309 | 4089 | 63.2 | 8.36 | 23 | 4.7 | 17 | 3.5 | 73 | 27/152 | 90.8 |

DEFENSIVE STATISTICS

| Player | T | S | A | Sac | PD | FF | FR |
|-------------|-----|-----|----|-----|----|----|----|
| Simmons | 147 | 119 | 28 | 4.0 | 2 | 2 | 0 |
| Koonce | 97 | 73 | 24 | 1.5 | 5 | 0 | 1 |
| C. Brown | 94 | 71 | 23 | 6.0 | 3 | 2 | 3 |
| Bellamy | 87 | 69 | 18 | 2.0 | 8 | 2 | 0 |
| Springs | 85 | 72 | 13 | 0.0 | 14 | 1 | 0 |
| W. Williams | 60 | 51 | 9 | 1.0 | 11 | 1 | 1 |
| Joseph | 58 | 45 | 13 | 0.0 | 4 | 0 | 0 |
| Kennedy | 50 | 32 | 18 | 1.0 | 9 | 0 | 0 |
| King | 48 | 42 | 6 | 6.0 | 3 | 0 | 0 |

Record (finish): 6-10 (4th, AFC West)

Head Coach: Mike Holmgren (15-17, .469)

Assistants: Gil Haskell (Off. Coord.), Steve Sidwell (Def. Coord.), Larry Brooks (DL), Jerry Colquitt (Off. Quality Control), Nolan Cromwell (WRs), Ken Flajole (LBs), Johnny Holland (Asst. Special Teams/Stength & Cond.), Kent Johnston (Strength & Cond.), Jim Lind (TEs), Clayton Lopez (Def. Quality Control), Tom Lovat (Asst. Head Coach/OL), Stump Mitchell (RBs), Dick Roach (DBs), Pete Rodriguez (Special Teams), Mike Sheppard (QB), Rod Springer (Asst. Strength & Cond.)

Captains: Game-to-Game

Largest Award: RB Ricky Watters

Pro Bowl: None

OFFENSE

| Pos. | | Starts |
|------|------------------|--------|
| WR | Sean Dawkins | 16 |
| LT | Walter Jones | 16 |
| LG | Pete Kendall | 16 |
| C | Chris Gray | 16 |
| RG | Floyd Wedderburn | 16 |
| RT | Chris McIntosh | 10 |
| TE | Christian Fauria | 10 |
| WR | *Darrell Jackson | 10 |
| | Derrick Mayes | 8 |
| QB | Jon Kitna | 12 |
| | Brock Huard | 4 |
| RB | Ricky Watters | 16 |
| FB | Mack Strong | 12 |

DEFENSE

| | | |
|-----|------------------|----|
| LE | Michael Sinclair | 16 |
| LT | Riddick Parker | 16 |
| RT | Cortez Kennedy | 16 |
| RE | Lamar King | 16 |
| OLB | Chad Brown | 16 |
| MLB | George Koonce | 16 |
| OLB | Anthony Simmons | 16 |
| LCB | Shawn Springs | 16 |
| RCB | Willie Williams | 15 |
| SS | Kerry Joseph | 10 |
| | Reggie Tongue | 6 |
| FS | Jay Bellamy | 16 |

SPECIAL TEAMS

| | | |
|---|---------------|----|
| K | *Rian Lindell | 12 |
| P | Jeff Feagles | 16 |

* Rookie or first-year player

AFC

| EASTERN | W | L | T | Pct. | Pts. | Opp. |
|---------------|----|----|---|------|------|------|
| Miami | 11 | 5 | 0 | .688 | 323 | 226 |
| Indianapolis* | 10 | 6 | 0 | .625 | 429 | 326 |
| N.Y. Jets | 9 | 7 | 0 | .563 | 321 | 321 |
| Buffalo | 8 | 8 | 0 | .500 | 315 | 350 |
| New England | 5 | 11 | 0 | .313 | 276 | 338 |

| CENTRAL | W | L | T | Pct. | Pts. | Opp. |
|--------------|----|----|---|------|------|------|
| Tennessee | 13 | 3 | 0 | .812 | 346 | 191 |
| Baltimore* | 12 | 4 | 0 | .750 | 333 | 165 |
| Pittsburgh | 9 | 7 | 0 | .563 | 321 | 255 |
| Jacksonville | 7 | 9 | 0 | .438 | 367 | 327 |
| Cincinnati | 4 | 12 | 0 | .250 | 185 | 359 |
| Cleveland | 3 | 13 | 0 | .188 | 161 | 419 |

| WESTERN | W | L | T | Pct. | Pts. | Opp. |
|-------------|----|----|---|------|------|------|
| Oakland | 12 | 4 | 0 | .750 | 479 | 299 |
| Denver* | 11 | 5 | 0 | .688 | 485 | 369 |
| Kansas City | 7 | 9 | 0 | .438 | 355 | 354 |
| Seattle | 6 | 10 | 0 | .375 | 320 | 405 |
| San Diego | 1 | 15 | 0 | .062 | 269 | 440 |

*= Wild Card team

NFC

| EASTERN | W | L | T | Pct. | Pts. | Opp. |
|---------------|----|----|---|------|------|------|
| N.Y. Giants | 12 | 4 | 0 | .750 | 328 | 246 |
| Philadelphia* | 11 | 5 | 0 | .688 | 351 | 245 |
| Washington | 8 | 8 | 0 | .500 | 281 | 269 |
| Dallas | 5 | 11 | 0 | .313 | 294 | 361 |
| Arizona | 3 | 13 | 0 | .188 | 210 | 443 |

| CENTRAL | W | L | T | Pct. | Pts. | Opp. |
|------------|----|----|---|------|------|------|
| Minnesota | 11 | 5 | 0 | .688 | 397 | 371 |
| Tampa Bay* | 10 | 6 | 0 | .625 | 388 | 269 |
| Green Bay | 9 | 7 | 0 | .562 | 353 | 323 |
| Detroit | 9 | 7 | 0 | .562 | 307 | 307 |
| Chicago | 5 | 11 | 0 | .313 | 216 | 355 |

| WESTERN | W | L | T | Pct. | Pts. | Opp. |
|---------------|----|----|---|------|------|------|
| New Orleans | 10 | 6 | 0 | .625 | 354 | 305 |
| St. Louis* | 10 | 6 | 0 | .625 | 540 | 471 |
| Carolina | 7 | 9 | 0 | .438 | 310 | 310 |
| San Francisco | 6 | 10 | 0 | .375 | 388 | 422 |
| Atlanta | 4 | 12 | 0 | .250 | 252 | 413 |

2001 REVIEW (9-7)

| Date | W/L | Score | Opponents | Att | Scoring | TD | Ru | Pa | Rt | PAT | FG | S | Pts | |
|-------|-----|-------|----------------|--------|---|----|----|----|----|------------|------------|------------|-----------|-----------|
| 09/09 | W | 9-6 | at Cleveland | 72,318 | Alexander | 16 | 14 | 2 | 0 | 0 | 0 | 0 | 96 | |
| 09/23 | L | 27-3 | Philadelphia | 62,826 | Lindell | 0 | 0 | 0 | 0 | 33/33 | 20/32 | 0 | 93 | |
| 09/30 | L | 38-14 | at Oakland | 54,629 | Jackson | 8 | 0 | 8 | 0 | 0 | 0 | 0 | 48 | |
| 10/07 | W | 24-15 | Jacksonville | 54,524 | Mili | 2 | 0 | 2 | 0 | 0 | 0 | 0 | 12 | |
| 10/14 | W | 34-21 | Denver | 61,837 | 8 w/ one | 8 | 1 | 3 | 4 | 0 | 0 | 0 | 48 | |
| 10/21 | | | BYE | | SEA | 34 | 15 | 15 | 4 | 33/33 | 20/32 | 1 | 301 | |
| 10/28 | L | 24-20 | Miami | 59,108 | OPP | 34 | 9 | 20 | 5 | 31/31 | 29/36 | 0 | 324 | |
| 11/04 | L | 27-14 | at Washington | 82,352 | 2-Point PATs: Fauria 1-1. SEA 1-1. OPP 1-3. | | | | | | | | | |
| 11/11 | W | 34-27 | Oakland | 67,231 | | | | | | | | | | |
| 11/18 | W | 23-20 | at Buffalo | 60,836 | Rushing | | | | | Att | Yds | Avg | LG | TD |
| 11/25 | L | 19-7 | at Kansas City | 77,357 | Alexander | | | | | 309 | 1318 | 4.3 | 88t | 14 |
| 12/02 | W | 13-10 | San Diego (OT) | 55,466 | Watters | | | | | 72 | 318 | 4.4 | 40 | 1 |
| 12/09 | L | 20-7 | at Denver | 74,524 | Hasselbeck | | | | | 40 | 141 | 3.5 | 17 | 0 |
| 12/16 | W | 29-3 | Dallas | 63,366 | Strong | | | | | 17 | 55 | 3.2 | 12 | 0 |
| 12/23 | L | 27-24 | at N.Y. Giants | 78,119 | Graham | | | | | 12 | 43 | 3.6 | 19 | 0 |
| 12/30 | W | 25-22 | at San Diego | 51,412 | SEA | | | | | 469 | 1936 | 4.1 | 88t | 15 |
| 01/06 | W | 21-18 | Kansas City | 58,460 | OPP | | | | | 427 | 1721 | 4.0 | 57 | 9 |

| Team Statistics | | | Sea | Opp | Receiving | No | Yds | Avg | LG | TD | | | | |
|---------------------|--|--|---------|---------|-----------------|------|-------|-------|-------|-----|-------|-----|------|-----|
| TOTAL FIRST DOWNS | | | 274 | 300 | Jackson | 70 | 1081 | 15.4 | 64 | 8 | | | | |
| Rushing | | | 107 | 91 | Alexander | 44 | 343 | 7.8 | 28t | 2 | | | | |
| Passing | | | 141 | 186 | Robinson | 39 | 536 | 13.7 | 42 | 1 | | | | |
| Penalty | | | 26 | 23 | Engram | 29 | 400 | 13.8 | 31 | 0 | | | | |
| 3rd Down: Made/Att. | | | 77/213 | 92/223 | Fauria | 21 | 18 | 9.0 | 30 | 1 | | | | |
| 3rd Down Pct. | | | 36.2 | 41.3 | Strong | 17 | 141 | 8.3 | 35 | 0 | | | | |
| 4th Down: Made/Att. | | | 8/17 | 6/11 | J. Williams | 12 | 212 | 17.7 | 49 | 1 | | | | |
| 4th Down Pct. | | | 47.1 | 54.5 | SEA | 258 | 3164 | 12.3 | 64 | 15 | | | | |
| POSSESSION AVG. | | | 29:51 | 30:09 | OPP | 339 | 3733 | 11.0 | 65 | 20 | | | | |
| TOTAL NET YARDS | | | 4772 | 5206 | Punting | No | Yds | Avg | Net | TB | I20 | LG | B | |
| Avg. Per Game | | | 298.3 | 325.4 | Feagles | 85 | 3730 | 43.9 | 36.4 | 7 | 26 | 68 | 1 | |
| Total Plays | | | 980 | 1028 | SEA | 86 | 3730 | 43.4 | 36.4 | 7 | 26 | 68 | 1 | |
| Avg. Per Play | | | 4.9 | 5.1 | OPP | 76 | 3212 | 42.3 | 36.1 | 6 | 25 | 64 | 1 | |
| NET YARDS RUSHING | | | 1936 | 1721 | Punt Returns | No | FC | Yds | Avg | LG | TD | | | |
| Avg. Per Game | | | 121.0 | 107.6 | Rogers | 25 | 10 | 244 | 9.8 | 34 | 0 | | | |
| Total Rushes | | | 469 | 427 | SEA | 33 | 14 | 352 | 10.7 | 34 | 0 | | | |
| NET YARDS PASSING | | | 2836 | 3485 | OPP | 43 | 11 | 462 | 10.7 | 86t | 1 | | | |
| Avg. Per Game | | | 177.3 | 217.8 | Interceptions | No | Yds | Avg | LG | TD | | | | |
| Sacked/Yards Lost | | | 49/328 | 38/248 | W. Williams | 4 | 24 | 6.0 | 24 | 0 | | | | |
| Gross Yards | | | 3164 | 3733 | Tongue | 3 | 67 | 22.3 | 55t | 1 | | | | |
| Att./Completions | | | 462/258 | 563/339 | Charlton | 2 | 43 | 21.5 | 38t | 1 | | | | |
| Completion Pct. | | | 55.8 | 60.2 | Robertson | 2 | 30 | 15.0 | 25 | 0 | | | | |
| Had Intercepted | | | 12 | 14 | Kacyvenski | 1 | 22 | 22.0 | 22 | 0 | | | | |
| PUNTS/AVERAGE | | | 86/43.4 | 76/42.3 | Lucas | 1 | 0 | 0.0 | 0 | 0 | | | | |
| Net Punting Avg. | | | 36.4 | 36.1 | Springs | 1 | 0 | 0.0 | 0 | 0 | | | | |
| PENALTIES/YARDS | | | 66/579 | 101/805 | SEA | 14 | 186 | 13.3 | 55t | 2 | | | | |
| FUMBLES/LOST | | | 24/9 | 28/13 | OPP | 12 | 36 | 3.0 | 10 | 0 | | | | |
| TOUCHDOWNS | | | 34 | 34 | Kickoff Returns | No | Yds | Avg | LG | TD | | | | |
| Rushing | | | 15 | 9 | Rogers | 50 | 1120 | 22.4 | 64 | 0 | | | | |
| Passing | | | 15 | 20 | SEA | 72 | 1496 | 20.8 | 64 | 0 | | | | |
| Defensive | | | 4 | 3 | OPP | 64 | 1273 | 19.9 | 90t | 1 | | | | |
| Returns | | | 0 | 2 | Field Goals | 1-19 | 20-29 | 30-39 | 40-49 | 50+ | | | | |
| FIELD GOALS | | | 20/32 | 29/36 | Lindell | 0/0 | 7/8 | 4/5 | 6/14 | 3/5 | | | | |
| TOTAL POINTS | | | 301 | 324 | SEA | 0/0 | 7/8 | 4/5 | 6/14 | 3/5 | | | | |
| By Quarters | | | 1 | 2 | 3 | 4 | OT | Tot | OPP | 0/0 | 12/12 | 7/8 | 9/12 | 1/4 |
| SEA | | | 64 | 107 | 75 | 52 | 3 | 301 | | | | | | |
| OPP | | | 53 | 123 | 74 | 74 | 0 | 324 | | | | | | |

| Passing | Att | Cmp | Yds | Cmp% | Yds/Att | TD | TD% | Int | Int% | LG | Sacked | Rating |
|------------|-----|-----|------|------|---------|----|-----|-----|------|----|--------|--------|
| Hasselbeck | 321 | 176 | 2023 | 54.8 | 6.30 | 7 | 2.2 | 8 | 2.5 | 64 | 38/251 | 70.9 |
| Dilfer | 122 | 73 | 1014 | 59.8 | 8.31 | 7 | 5.7 | 4 | 3.3 | 54 | 10/72 | 92.0 |
| Huard | 17 | 9 | 127 | 52.9 | 7.47 | 1 | 5.9 | 0 | 0.0 | 44 | 1/5 | 96.9 |
| Feagles | 2 | 0 | 0 | 0.0 | 0.00 | 0 | 0.0 | 0 | 0.0 | 0 | 0/0 | 39.6 |
| SEA | 462 | 258 | 3164 | 55.8 | 6.85 | 15 | 3.2 | 12 | 2.6 | 64 | 49/328 | 77.2 |
| OPP | 563 | 339 | 3733 | 60.2 | 6.63 | 20 | 3.6 | 14 | 2.5 | 65 | 38/248 | 81.4 |

DEFENSIVE STATISTICS

| Player | T | S | A | Sac | Int | PD | FF | FR |
|-------------|-----|-----|----|-----|-----|----|----|----|
| Simmons | 123 | 103 | 20 | 2.0 | 0 | 7 | 1 | 0 |
| C. Brown | 106 | 80 | 26 | 8.5 | 0 | 7 | 2 | 1 |
| Kirkland | 101 | 80 | 21 | 1.0 | 0 | 4 | 1 | 0 |
| Tongue | 72 | 53 | 19 | 1.0 | 3 | 7 | 1 | 1 |
| W. Williams | 68 | 57 | 11 | 0.0 | 4 | 16 | 1 | 1 |
| Robertson | 63 | 48 | 15 | 0.0 | 2 | 3 | 0 | 0 |
| Eaton | 55 | 42 | 13 | 1.0 | 0 | 2 | 1 | 0 |

Record (finish): 9-7 (2nd, AFC West)

Head Coach: Mike Holmgren (24-24, .500)

Assistants: Gil Haskell (Off. Coord.), Steve Sidwell (Def. Coord.), Larry Brooks (DL), Jerry Colquitt (Off. Quality Control), Nolan Cromwell (WRs), Ken Flajole (LBs), Johnny Holland (Asst. Special Teams/Stength & Cond.), Kent Johnston (Strength & Cond.), Jim Lind (TEs), Clayton Lopez (Def. Quality Control/DBs), Tom Lovat (Asst. Head Coach/OL), Mark Michaels (Asst. Special Teams), Stump Mitchell (RBs), Pete Rodriguez (Special Teams), Rod Springer (Asst. Strength & Cond.), Jim Zorn (QBs)

Captains: Chad Brown, Matt Hasselbeck, Levon Kirkland, Marcus Robertson, Robbie Tobeck, Ricky Watters

Largent Award: FB Mack Strong

Pro Bowl: Walter Jones (2), John Randle

OFFENSE

| Pos. | | Starts |
|------|------------------|--------|
| WR | *Koren Robinson | 13 |
| LT | Walter Jones | 16 |
| LG | Steve Hutchinson | 16 |
| C | Robbie Tobeck | 16 |
| RG | Chris Gray | 16 |
| RT | Todd Weiner | 13 |
| TE | Christian Fauria | 11 |
| | Itula Mili | 5 |
| WR | Darrell Jackson | 16 |
| | Bobby Engram | 4 |
| QB | Matt Hasselbeck | 12 |
| | Trent Dilfer | 4 |
| RB | Shaun Alexander | 12 |
| | Ricky Watters | 4 |
| FB | Mack Strong | 13 |

DEFENSE

| | | |
|-----|------------------|----|
| LE | Michael Sinclair | 16 |
| LT | Chad Eaton | 16 |
| RT | John Randle | 14 |
| RE | Lamar King | 8 |
| | John Hilliard | 8 |
| OLB | Chad Brown | 16 |
| MLB | Levon Kirkland | 16 |
| OLB | Anthony Simmons | 16 |
| LCB | Ken Lucas | 8 |
| | Shawn Springs | 7 |
| RCB | Willie Williams | 14 |
| SS | Reggie Tongue | 16 |
| FS | Marcus Robertson | 12 |

SPECIAL TEAMS

| | | |
|---|--------------|----|
| K | Rian Lindell | 16 |
| P | Jeff Feagles | 16 |

* Rookie or first-year player

AFC

| EASTERN | W | L | T | Pct. | Pts. | Opp. |
|--------------|----|----|---|------|------|------|
| New England | 11 | 5 | 0 | .688 | 371 | 272 |
| Miami* | 11 | 5 | 0 | .688 | 344 | 290 |
| N.Y. Jets* | 10 | 6 | 0 | .625 | 308 | 295 |
| Indianapolis | 6 | 10 | 0 | .375 | 413 | 486 |
| Buffalo | 3 | 13 | 0 | .188 | 265 | 420 |

| CENTRAL | W | L | T | Pct. | Pts. | Opp. |
|--------------|----|----|---|------|------|------|
| Pittsburgh | 13 | 3 | 0 | .812 | 352 | 212 |
| Baltimore* | 10 | 6 | 0 | .600 | 303 | 265 |
| Cleveland | 7 | 9 | 0 | .438 | 285 | 319 |
| Tennessee | 7 | 9 | 0 | .438 | 336 | 388 |
| Cincinnati | 6 | 10 | 0 | .375 | 294 | 286 |
| Jacksonville | 6 | 10 | 0 | .375 | 226 | 309 |

| WESTERN | W | L | T | Pct. | Pts. | Opp. |
|-------------|----|----|---|------|------|------|
| Oakland | 10 | 6 | 0 | .625 | 399 | 327 |
| Seattle | 9 | 7 | 0 | .562 | 301 | 324 |
| Denver | 8 | 8 | 0 | .500 | 340 | 339 |
| Kansas City | 6 | 10 | 0 | .375 | 320 | 344 |
| San Diego | 5 | 11 | 0 | .313 | 332 | 321 |

*= Wild Card team

NFC

| EASTERN | W | L | T | Pct. | Pts. | Opp. |
|--------------|----|----|---|------|------|------|
| Philadelphia | 11 | 5 | 0 | .688 | 343 | 208 |
| Washington | 8 | 8 | 0 | .500 | 256 | 303 |
| Arizona | 7 | 9 | 0 | .438 | 294 | 321 |
| N.Y. Giants | 7 | 9 | 0 | .438 | 295 | 343 |
| Dallas | 5 | 11 | 0 | .313 | 246 | 338 |

| CENTRAL | W | L | T | Pct. | Pts. | Opp. |
|------------|----|----|---|------|------|------|
| Chicago | 13 | 3 | 0 | .812 | 338 | 203 |
| Green Bay* | 12 | 4 | 0 | .750 | 390 | 266 |
| Tampa Bay* | 9 | 7 | 0 | .563 | 324 | 280 |
| Minnesota | 5 | 11 | 0 | .313 | 290 | 390 |
| Detroit | 2 | 14 | 0 | .125 | 270 | 424 |

| WESTERN | W | L | T | Pct. | Pts. | Opp. |
|----------------|----|----|---|------|------|------|
| St. Louis | 14 | 2 | 0 | .875 | 503 | 273 |
| San Francisco* | 12 | 4 | 0 | .750 | 409 | 282 |
| New Orleans | 7 | 9 | 0 | .438 | 333 | 409 |
| Atlanta | 7 | 9 | 0 | .438 | 291 | 377 |
| Carolina | 1 | 15 | 0 | .062 | 253 | 410 |

2002 REVIEW (7-9)

| Date | W/L | Score | Opponents | Att | Scoring | TD | Ru | Pa | Rt | PAT | FG | S | Pts |
|-------|-----|-------|-------------------|--------|---------------------------------|----|----|----|----|------------|------------|------------|---------------------|
| 09/08 | L | 31-17 | at Oakland | 53,260 | Alexander | 18 | 16 | 2 | 0 | 0 | 0 | 0 | 108 |
| 09/15 | L | 24-13 | Arizona | 63,104 | Lindell | 0 | 0 | 0 | 0 | 38/38 | 23/29 | 0 | 107 |
| 09/22 | L | 9-6 | at N.Y. Giants | 78,551 | Robinson | 5 | 0 | 5 | 0 | 0 | 0 | 0 | 30 |
| 09/29 | W | 48-23 | Minnesota | 65,212 | Jackson | 4 | 0 | 4 | 0 | 0 | 0 | 0 | 24 |
| 10/6 | | | BYE | | Stevens | 3 | 0 | 3 | 0 | 0 | 0 | 0 | 18 |
| 10/14 | L | 28-21 | San Francisco | 66,420 | SEA | 41 | 17 | 19 | 5 | 38/38 | 23/29 | 0 | 355 |
| 10/20 | L | 37-20 | at St. Louis | 65,931 | OPP | 43 | 18 | 21 | 4 | 39/39 | 22/26 | 0 | 369 |
| 10/27 | W | 17-14 | at Dallas | 63,854 | 2-Point PATs: SEA 1-2, OPP 3-4. | | | | | | | | |
| 11/03 | L | 14-3 | Washington | 64,325 | | | | | | | | | |
| 11/10 | W | 27-6 | at Arizona | 29,252 | Rushing | | | | | Att | Yds | Avg | LG TD |
| 11/17 | L | 31-9 | Denver | 65,495 | Alexander | | | | | 295 | 1175 | 4.0 | 58t 16 |
| 11/24 | W | 39-32 | Kansas City | 56,250 | Hasselbeck | | | | | 40 | 202 | 5.1 | 21 1 |
| 12/01 | L | 31-24 | at San Francisco | 67,594 | Morris | | | | | 32 | 153 | 4.8 | 24 0 |
| 12/08 | L | 27-20 | Philadelphia | 59,862 | Strong | | | | | 23 | 94 | 4.1 | 9 0 |
| 12/15 | W | 30-24 | at Atlanta (OT) | 69,551 | Evans | | | | | 17 | 53 | 3.1 | 8 0 |
| 12/22 | W | 30-10 | St. Louis | 63,953 | Robinson | | | | | 8 | 56 | 7.0 | 20 0 |
| 12/29 | W | 31-28 | at San Diego (OT) | 52,159 | SEA | | | | | 430 | 1740 | 4.0 | 58t 17 |
| | | | | | OPP | | | | | 500 | 2441 | 4.9 | 58t 18 |

| Team Statistics | | | Sea | Opp | | | | | | | | | | |
|---------------------|----|-----|---------|---------|-----------------|-----|-------------|------|-------|-------|-------|-----|---|--|
| TOTAL FIRST DOWNS | | | 347 | 356 | Receiving | No | Yds | Avg | LG | TD | | | | |
| Rushing | | | 104 | 140 | Robinson | 78 | 1240 | 15.9 | 83 | 5 | | | | |
| Passing | | | 208 | 191 | Jackson | 62 | 877 | 14.1 | 48 | 4 | | | | |
| Penalty | | | 35 | 25 | Alexander | 59 | 460 | 7.8 | 80t | 2 | | | | |
| 3rd Down: Made/Att. | | | 93/216 | 100/215 | Engram | 50 | 619 | 12.4 | 38 | 0 | | | | |
| 3rd Down Pct. | | | 43.1 | 46.5 | Mili | 43 | 508 | 11.8 | 49 | 2 | | | | |
| 4th Down: Made/Att. | | | 6/21 | 6/13 | Stevens | 26 | 252 | 9.7 | 29 | 3 | | | | |
| 4th Down Pct. | | | 28.6 | 46.2 | Strong | 22 | 120 | 5.5 | 12 | 2 | | | | |
| POSSESSION AVG. | | | 28:55 | 31:05 | SEA | 361 | 4257 | 11.8 | 83 | 19 | | | | |
| TOTAL NET YARDS | | | 5818 | 5852 | OPP | 321 | 3596 | 11.2 | 64t | 21 | | | | |
| Avg. Per Game | | | 363.6 | 365.8 | Punting | No | Yds | Avg | Net | TB | I20 | LG | B | |
| Total Plays | | | 1050 | 1083 | Feagles | 61 | 2542 | 41.7 | 37.0 | 4 | 22 | 58 | 0 | |
| Avg. Per Play | | | 5.5 | 5.4 | SEA | 61 | 2542 | 41.7 | 37.0 | 4 | 22 | 58 | 0 | |
| NET YARDS RUSHING | | | 1740 | 2441 | OPP | 65 | 2538 | 39.0 | 33.0 | 7 | 20 | 59 | 0 | |
| Avg. Per Game | | | 108.8 | 152.6 | | | | | | | | | | |
| Total Rushes | | | 430 | 500 | Punt Returns | No | FC | Yds | Avg | LG | TD | | | |
| NET YARDS PASSING | | | 4078 | 3411 | Engram | 21 | 23 | 224 | 10.7 | 61t | 1 | | | |
| Avg. Per Game | | | 254.9 | 213.2 | SEA | 25 | 23 | 256 | 10.2 | 61t | 1 | | | |
| Sacked/Yards Lost | | | 33/179 | 28/185 | OPP | 17 | 19 | 202 | 11.9 | 89t | 1 | | | |
| Gross Yards | | | 4257 | 3596 | | | | | | | | | | |
| Att./Completions | | | 587/361 | 555/321 | Interceptions | No | Yds | Avg | LG | TD | | | | |
| Completion Pct. | | | 61.5 | 57.8 | Tongue | 5 | 118 | 23.6 | 46t | 1 | | | | |
| Had Intercepted | | | 16 | 19 | Lucas | 3 | 67 | 22.3 | 40 | 0 | | | | |
| PUNTS/AVERAGE | | | 61/41.7 | 65/39.0 | Springs | 3 | 0 | 0.0 | 0 | 0 | | | | |
| Net Punting Avg. | | | 37.0 | 33.0 | Simmons | 2 | 19 | 9.5 | 15 | 0 | | | | |
| PENALTIES/YARDS | | | 100/792 | 99/816 | Six with 1 | | | | | | | | | |
| FUMBLES/LOST | | | 23/12 | 22/11 | SEA | 19 | 245 | 12.9 | 46t | 1 | | | | |
| TOUCHDOWNS | | | 41 | 43 | OPP | 16 | 119 | 7.4 | 22t | 1 | | | | |
| Rushing | | | 17 | 18 | | | | | | | | | | |
| Passing | | | 19 | 21 | Kickoff Returns | No | Yds | Avg | LG | TD | | | | |
| Defensive | | | 3 | 1 | Morris | 34 | 821 | 24.1 | 97t | 1 | | | | |
| Returns | | | 2 | 3 | J. Williams | 21 | 354 | 16.9 | 46 | 0 | | | | |
| FIELD GOALS | | | 23/29 | 22/26 | SEA | 74 | 1533 | 20.7 | 97t | 1 | | | | |
| TOTAL POINTS | | | 355 | 369 | OPP | 73 | 1591 | 21.8 | 95t | 2 | | | | |
| | | | | | | | | | | | | | | |
| By Quarters | 1 | 2 | 3 | 4 | OT | Tot | Field Goals | 1-19 | 20-29 | 30-39 | 40-49 | 50+ | | |
| SEA | 67 | 123 | 58 | 98 | 9 | 355 | Lindell | 1/1 | 9/9 | 8/10 | 4/5 | 1/4 | | |
| OPP | 75 | 99 | 82 | 113 | 0 | 369 | SEA | 1/1 | 9/9 | 8/10 | 4/5 | 1/4 | | |
| | | | | | | | OPP | 0/0 | 9/9 | 6/8 | 7/9 | 0/0 | | |

| Passing | Att | Cmp | Yds | Cmp% | Yds/Att | TD | TD% | Int | Int% | LG | Sacked | Rating |
|------------|-----|-----|------|------|---------|----|-----|-----|------|-----|--------|--------|
| Hasselbeck | 419 | 267 | 3075 | 63.7 | 7.34 | 15 | 3.6 | 10 | 2.4 | 49 | 26/143 | 87.8 |
| Dilfer | 168 | 94 | 1182 | 56.0 | 7.04 | 4 | 2.4 | 6 | 3.6 | 83 | 7/36 | 71.1 |
| SEA | 587 | 361 | 4257 | 61.5 | 7.25 | 19 | 3.2 | 16 | 2.7 | 83 | 33/179 | 83.0 |
| OPP | 555 | 321 | 3596 | 57.8 | 6.48 | 21 | 3.8 | 19 | 3.4 | 64t | 28/185 | 75.6 |

DEFENSIVE STATISTICS

| Player | T | S | A | Sac | Int | PD | FF | FR |
|------------|----|----|----|-----|-----|----|----|----|
| Tongue | 93 | 68 | 25 | 0 | 5 | 10 | 0 | 1 |
| Robertson | 89 | 67 | 22 | 0 | 0 | 4 | 0 | 2 |
| Lucas | 82 | 71 | 11 | 0 | 3 | 12 | 1 | 0 |
| Bell | 74 | 63 | 11 | 1.0 | 0 | 5 | 2 | 2 |
| Eaton | 73 | 48 | 25 | 1.0 | 0 | 3 | 0 | 2 |
| Kacyvenski | 71 | 51 | 20 | 0 | 1 | 1 | 0 | 0 |
| Springs | 59 | 54 | 5 | 0 | 3 | 11 | 0 | 1 |

Record (finish): 7-9 (3rd, NFC West)

Head Coach: Mike Holmgren (31-33, .484)

Assistants: Gil Haskell (Off. Coord.), Steve Sidwell (Def. Coord.), Larry Brooks (DL), Jerry Colquitt (Off. Quality Control), Nolan Cromwell (WRs), Ken Flajole (LBs), Johnny Holland (LBs), Kent Johnston (Strength & Cond.), Bill Laveroni (Asst. OL), Jim Lind (TEs), Clayton Lopez (Def. Quality Control/DBs), Tom Lovat (Asst. Head Coach/OL), Mark Michaels (Asst. Special Teams), Stump Mitchell (RBs), Pete Rodriguez (Special Teams), Rod Springer (Asst. Strength & Cond.), Jim Zorn (QBs)

Captains: Chad Brown, Matt Hasselbeck, Levon Kirkland, Marcus Robertson, Robbie Tobeck, Ricky Watters

Largest Award: FB Mack Strong

Pro Bowl: Walter Jones (3)

OFFENSE

| Pos. | | Starts |
|------|---------------------------|--------|
| WR | Koren Robinson | 16 |
| LT | Walter Jones | 14 |
| LG | Chris Gray (4 @ RG) | 12 |
| | Steve Hutchinson | 4 |
| C | Robbie Tobeck | 16 |
| RG | Floyd Wedderburn | 10 |
| RT | Pork Chop Womack (2 @ LT) | 8 |
| | Chris Terry | 5 |
| TE | Itula Mili | 12 |
| WR | Darrell Jackson | 13 |
| QB | Matt Hasselbeck | 10 |
| | Trent Dilfer | 6 |
| RB | Shaun Alexander | 16 |
| FB | Mack Strong | 12 |

DEFENSE

| | | |
|-----|-------------------|----|
| LE | Lamar King | 12 |
| LT | Chad Eaton | 16 |
| RT | John Randle | 12 |
| RE | Antonio Cochran | 16 |
| OLB | Chad Brown | 8 |
| | Tim Terry | 8 |
| MLB | Isaiah Kacyvenski | 9 |
| | Orlando Huff | 7 |
| OLB | Marcus Bell | 9 |
| | Anthony Simmons | 7 |
| LCB | Shawn Springs | 15 |
| RCB | Ken Lucas | 16 |
| SS | Reggie Tongue | 16 |
| FS | Marcus Robertson | 15 |

SPECIAL TEAMS

| | | |
|---|--------------|----|
| K | Rian Lindell | 16 |
| P | Jeff Feagles | 16 |

AFC

| EAST | W | L | T | Pct. | Pts. | Opp. |
|-------------|---|---|---|------|------|------|
| N.Y. Jets | 9 | 7 | 0 | .563 | 359 | 336 |
| New England | 9 | 7 | 0 | .563 | 381 | 346 |
| Miami | 9 | 7 | 0 | .563 | 378 | 301 |
| Buffalo | 8 | 8 | 0 | .500 | 379 | 397 |

| NORTH | W | L | T | Pct. | Pts. | Opp. |
|------------|----|----|---|------|------|------|
| Pittsburgh | 10 | 5 | 1 | .656 | 390 | 345 |
| Cleveland* | 9 | 7 | 0 | .563 | 344 | 320 |
| Baltimore | 7 | 9 | 0 | .438 | 316 | 354 |
| Cincinnati | 2 | 14 | 0 | .125 | 279 | 456 |

| SOUTH | W | L | T | Pct. | Pts. | Opp. |
|---------------|----|----|---|------|------|------|
| Tennessee | 11 | 5 | 0 | .688 | 367 | 324 |
| Indianapolis* | 10 | 6 | 0 | .625 | 349 | 313 |
| Jacksonville | 6 | 10 | 0 | .375 | 328 | 315 |
| Houston | 4 | 12 | 0 | .250 | 213 | 356 |

| WEST | W | L | T | Pct. | Pts. | Opp. |
|-------------|----|---|---|------|------|------|
| Oakland | 11 | 5 | 0 | .688 | 450 | 304 |
| Denver | 9 | 7 | 0 | .563 | 392 | 344 |
| San Diego | 8 | 8 | 0 | .500 | 333 | 367 |
| Kansas City | 8 | 8 | 0 | .500 | 467 | 399 |

*= Wild Card team

NFC

| EAST | W | L | T | Pct. | Pts. | Opp. |
|--------------|----|----|---|------|------|------|
| Philadelphia | 12 | 4 | 0 | .750 | 415 | 241 |
| N.Y. Giants* | 10 | 6 | 0 | .625 | 320 | 279 |
| Washington | 7 | 9 | 0 | .438 | 307 | 365 |
| Dallas | 5 | 11 | 0 | .313 | 217 | 329 |

| NORTH | W | L | T | Pct. | Pts. | Opp. |
|-----------|----|----|---|------|------|------|
| Green Bay | 12 | 4 | 0 | .750 | 398 | 328 |
| Minnesota | 6 | 10 | 0 | .375 | 390 | 442 |
| Chicago | 4 | 12 | 0 | .250 | 281 | 379 |
| Detroit | 3 | 13 | 0 | .188 | 306 | 451 |

| SOUTH | W | L | T | Pct. | Pts. | Opp. |
|-------------|----|---|---|------|------|------|
| Tampa Bay | 12 | 4 | 0 | .750 | 346 | 196 |
| Atlanta* | 9 | 6 | 1 | .594 | 402 | 314 |
| New Orleans | 9 | 7 | 0 | .563 | 432 | 388 |
| Carolina | 7 | 9 | 0 | .438 | 258 | 302 |

| WEST | W | L | T | Pct. | Pts. | Opp. |
|---------------|----|----|---|------|------|------|
| San Francisco | 10 | 6 | 0 | .625 | 367 | 351 |
| St. Louis | 7 | 9 | 0 | .438 | 316 | 369 |
| Seattle | 7 | 9 | 0 | .438 | 355 | 369 |
| Arizona | 5 | 11 | 0 | .313 | 262 | 417 |

2003 REVIEW (10-6; 0-1 PLAYOFFS)

| Date | W/L | Score | Opponents | Att | Scoring | TD | Ru | Pa | Rt | PAT | FG | S | Pts |
|-------|-----|-------|-------------------|--------|---------------------------------|----|------------|----|------------|------------|-----------|-----------|-----|
| 09/07 | W | 27-10 | New Orleans | 52,250 | J. Brown | 0 | 0 | 0 | 0 | 48/48 | 22/30 | 0 | 114 |
| 09/14 | W | 38-0 | at Arizona | 23,127 | Alexander | 16 | 14 | 2 | 0 | 0 | 0 | 0 | 96 |
| 09/21 | W | 24-23 | St. Louis | 65,841 | Jackson | 9 | 0 | 9 | 0 | 0 | 0 | 0 | 54 |
| 10/05 | L | 35-13 | at Green Bay | 70,365 | Engram | 7 | 0 | 6 | 1 | 0 | 0 | 0 | 42 |
| 10/12 | W | 20-19 | San Francisco | 66,437 | K. Robinson | 5 | 0 | 4 | 1 | 0 | 0 | 0 | 30 |
| 10/19 | W | 24-17 | Chicago | 65,671 | Mili | 4 | 0 | 4 | 0 | 0 | 0 | 0 | 24 |
| 10/26 | L | 27-24 | at Cincinnati | 52,131 | SEA | 48 | 17 | 27 | 4 | 48/48 | 22/30 | 1 | 404 |
| 11/02 | W | 23-16 | Pittsburgh | 66,507 | OPP | 36 | 9 | 24 | 3 | 34/35 | 25/31 | 0 | 327 |
| 11/09 | L | 27-20 | at Washington | 80,728 | 2-Point PATs: SEA 0-0. OPP 1-1. | | | | | | | | |
| 11/16 | W | 35-14 | Detroit | 65,865 | | | | | | | | | |
| 11/23 | L | 44-41 | at Baltimore (OT) | 69,477 | Rushing | | Att | | Yds | Avg | LG | TD | |
| 11/30 | W | 34-7 | Cleveland | 64,680 | Alexander | | 326 | | 1435 | 4.4 | 55 | 14 | |
| 12/07 | L | 34-7 | at Minnesota | 63,968 | Morris | | 38 | | 239 | 6.3 | 43 | 0 | |
| 12/14 | L | 27-22 | at St. Louis | 66,152 | Strong | | 37 | | 174 | 4.7 | 21t | 1 | |
| 12/21 | W | 28-10 | Arizona | 64,899 | Hasselbeck | | 36 | | 125 | 3.5 | 18 | 2 | |
| 12/27 | W | 24-17 | at San Francisco | 67,840 | H. Evans | | 7 | | 24 | 3.4 | 8 | 0 | |
| | | | | | K. Robinson | | 4 | | 15 | 3.8 | 16 | 0 | |
| | | | | | SEA | | 453 | | 2009 | 4.4 | 55 | 17 | |
| | | | | | OPP | | 456 | | 1759 | 3.9 | 50 | 9 | |

POSTSEASON

| | | | | |
|----------------------|---|-------|-------------------|--------|
| 01/04 | L | 33-27 | at Green Bay (OT) | 71,457 |
| (NFC Wild Card Game) | | | | |

| Team Statistics | Sea | Opp |
|---------------------|---------|---------|
| TOTAL FIRST DOWNS | 338 | 304 |
| Rushing | 121 | 93 |
| Passing | 190 | 183 |
| Penalty | 27 | 28 |
| 3rd Down: Made/Att. | 96/205 | 99/235 |
| 3rd Down Pct. | 46.8 | 42.1 |
| 4th Down: Made/Att. | 2/7 | 7/18 |
| 4th Down Pct. | 28.6 | 38.9 |
| POSSESSION AVG. | 28:33 | 31:27 |
| TOTAL NETYARDS | 5627 | 5239 |
| Avg. Per Game | 351.7 | 327.4 |
| Total Plays | 1017 | 1069 |
| Avg. Per Play | 5.5 | 4.9 |
| NETYARDS RUSHING | 2009 | 1759 |
| Avg. Per Game | 125.6 | 109.9 |
| Total Rushes | 453 | 456 |
| NETYARDS PASSING | 3618 | 3480 |
| Avg. Per Game | 226.1 | 217.5 |
| Sacked/Yards Lost | 43/254 | 40/248 |
| Gross Yards | 3872 | 3728 |
| Att./Completions | 521/317 | 573/343 |
| Completion Pct. | 60.8 | 59.9 |
| Had Intercepted | 16 | 16 |
| PUNTS/AVERAGE | 69/40.0 | 76/39.8 |
| NET PUNTING AVG. | 37.1 | 34.1 |
| PENALTIES/YARDS | 91/777 | 105/825 |
| FUMBLES/BALL LOST | 23/13 | 25/12 |
| TOUCHDOWNS | 48 | 36 |
| Rushing | 17 | 9 |
| Passing | 27 | 24 |
| Defensive | 1 | 1 |
| Returns | 4 | 3 |
| FIELD GOALS | 22/30 | 25/31 |
| TOTAL POINTS | 404 | 327 |

| By Quarters | 1 | 2 | 3 | 4 | OT | Tot |
|-------------|----|-----|----|----|----|-----|
| SEA | 89 | 166 | 67 | 82 | 0 | 404 |
| OPP | 51 | 104 | 73 | 96 | 3 | 327 |

| Receiving | No | Yds | Avg | LG | TD |
|-------------|-----|------|------|-----|----|
| Jackson | 68 | 1137 | 16.7 | 80t | 9 |
| K. Robinson | 65 | 896 | 13.8 | 38t | 4 |
| Engram | 52 | 637 | 12.3 | 34t | 6 |
| Mili | 46 | 492 | 10.7 | 46t | 4 |
| Alexander | 42 | 295 | 7.0 | 22 | 2 |
| Strong | 29 | 216 | 7.4 | 32 | 0 |
| Stevens | 6 | 72 | 12.0 | 26 | 0 |
| SEA | 317 | 3872 | 12.2 | 80t | 27 |
| OPP | 343 | 3728 | 10.9 | 72t | 24 |

| Punting | No | Yds | Avg | Net | TB | I20 | LG | B |
|---------|----|------|------|------|----|-----|----|---|
| Rouen | 67 | 2762 | 41.2 | 37.1 | 3 | 29 | 61 | 2 |
| TEAM | 69 | 2762 | 40.0 | 37.1 | 3 | 29 | 61 | 2 |
| OPP | 76 | 3028 | 39.8 | 34.1 | 6 | 19 | 64 | 1 |

| Punt Returns | No | FC | Yds | Avg | LG | TD |
|--------------|----|----|-----|------|-----|----|
| Engram | 31 | 22 | 320 | 10.3 | 83t | 1 |
| TEAM | 34 | 22 | 320 | 9.4 | 83t | 1 |
| OPP | 29 | 22 | 140 | 4.8 | 19 | 0 |

| Interceptions | No | Yds | Avg | LG | TD |
|---------------|----|-----|------|----|----|
| Tongue | 4 | 11 | 2.8 | 10 | 0 |
| Simmons | 3 | 38 | 12.7 | 33 | 0 |
| Trufant | 2 | 21 | 10.5 | 15 | 0 |

| | | | | | |
|--------------|----|-----|------|-----|---|
| Seven with 1 | | | | | |
| SEA | 16 | 157 | 9.8 | 33 | 0 |
| OPP | 16 | 164 | 10.3 | 80t | 1 |

| Kickoff Returns | No | Yds | Avg | LG | TD |
|-----------------|----|------|------|----|----|
| Morris | 47 | 1007 | 21.4 | 56 | 0 |
| Carter | 8 | 185 | 23.1 | 33 | 0 |
| Strong | 3 | 60 | 20.0 | 27 | 0 |
| SEA | 64 | 1336 | 20.9 | 56 | 0 |
| OPP | 79 | 1626 | 20.6 | 52 | 0 |

| Field Goals | 1-19 | 20-29 | 30-39 | 40-49 | 50+ |
|-------------|------|-------|-------|-------|-----|
| J. Brown | 0/0 | 5/5 | 10/11 | 6/11 | 1/3 |
| TEAM | 0/0 | 5/5 | 10/11 | 6/11 | 1/3 |
| OPP | 0/0 | 5/6 | 12/15 | 7/8 | 1/2 |

| Passing | Att | Cmp | Yds | Cmp% | Yds/Att | TD | TD% | Int | Int% | LG | Sacked | Rating |
|------------|-----|-----|------|------|---------|----|------|-----|-------|-----|--------|--------|
| Hasselbeck | 513 | 313 | 3841 | 61.0 | 7.49 | 26 | 5.1 | 15 | 2.9 | 80t | 42/246 | 88.8 |
| Dilfer | 8 | 4 | 31 | 50.0 | 3.88 | 1 | 12.5 | 1 | 12.55 | 14 | 1/8 | 59.9 |
| TEAM | 521 | 317 | 3872 | 60.8 | 7.43 | 27 | 5.2 | 16 | 3.1 | 80t | 43/254 | 88.2 |
| OPP | 573 | 343 | 3728 | 59.9 | 6.51 | 24 | 4.2 | 16 | 2.8 | 72t | 40/248 | 81.4 |

DEFENSIVE STATISTICS

| Player | T | S | A | QB | Int | PD | FF | FR |
|---------|-----|----|----|-----|-----|----|----|----|
| Simmons | 100 | 80 | 20 | 3.0 | 3 | 8 | 1 | 1 |
| Hamlin | 96 | 76 | 20 | 0.0 | 1 | 10 | 2 | 1 |
| Brown | 86 | 74 | 12 | 7.0 | 1 | 3 | 1 | 2 |
| Trufant | 78 | 69 | 9 | 0.0 | 2 | 20 | 0 | 1 |
| Tongue | 63 | 50 | 13 | 2.0 | 4 | 8 | 2 | 0 |
| Lucas | 62 | 52 | 10 | 0.0 | 1 | 12 | 1 | 1 |
| Godfrey | 59 | 45 | 14 | 0.0 | 1 | 4 | 1 | 1t |

Record (finish): 10-6 (2nd, NFC West)

Head Coach: Mike Holmgren (41-39, .513)

Assistants: Gil Haskell (Off. Coord.), Ray Rhodes (Def. Coord.), Teryl Austin (DBs), Dwaine Board (DL), Nolan Cromwell (WRs), Bill Gillespie (Strength & Cond. Asst.), Kent Johnston (Strength & Conditioning), Darren Krein (Strength & Cond. Asst.), Bill Laveroni (Asst. OL), Jim Lind (TEs), Clayton Lopez (Def. Asst./Secondary), Tom Lovat (Asst. Head Coach/OL), John Marshall (LBs), Mark Michaels (Asst. Special Teams), Stump Mitchell (RBs), Gary Reynolds (Off. Asst./Quality Control), Pete Rodriguez (Special Teams Coord.), Zerick Rollins (DL/Quality Control), Jim Zorn (QBs)

Captains: WR Alex Bannister, QB Matt Hasselbeck, DT John Randle

Largest Award: QB Trent Dilfer

Pro Bowl: RB Shaun Alexander (1), ST Alex Bannister (1), QB Matt Hasselbeck (1), G Steve Hutchinson (1), T Walter Jones (4)

OFFENSE

| Pos. | | Starts |
|------|------------------|--------|
| WR | Darrell Jackson | 16 |
| | Koren Robinson | 15 |
| | Bobby Engram | 7 |
| LT | Walter Jones | 16 |
| LG | Steve Hutchinson | 16 |
| C | Robbie Tobeck | 16 |
| RG | Chris Gray | 16 |
| RT | Chris Terry | 10 |
| | Floyd Womack | 4 |
| TE | Itula Mili | 12 |
| QB | Matt Hasselbeck | 16 |
| RB | Shaun Alexander | 15 |
| FB | Mack Strong | 9 |

DEFENSE

| | | |
|-----|-------------------------|----|
| LE | Antonio Cochran | 7 |
| | Brandon Mitchell | 6 |
| LT | Cedric Woodard | 12 |
| RT | John Randle | 9 |
| | Rashad Moore | 6 |
| RE | Chike Okefor | 16 |
| OLB | Anthony Simmons | 13 |
| MLB | Randall Godfrey | 14 |
| OLB | Chad Brown | 14 |
| LCB | Shawn Springs | 8 |
| RCB | Marcus Trufant (5@ LCB) | 16 |
| SS | Reggie Tongue | 14 |
| FS | Ken Hamlin | 14 |

SPECIAL TEAMS

| | | |
|---|------------|----|
| K | Josh Brown | 16 |
| P | Tom Rouen | 16 |

AFC

| EAST | W | L | T | Pct. | Pts. | Opp. |
|--------------|----|----|---|------|------|------|
| New England | 14 | 2 | 0 | .875 | 348 | 238 |
| Miami | 10 | 6 | 0 | .625 | 311 | 261 |
| Buffalo | 6 | 10 | 0 | .375 | 243 | 279 |
| N.Y. Jets | 6 | 10 | 0 | .375 | 283 | 299 |
| NORTH | W | L | T | Pct. | Pts. | Opp. |
| Baltimore | 10 | 6 | 0 | .625 | 391 | 281 |
| Cincinnati | 8 | 8 | 0 | .500 | 346 | 384 |
| Pittsburgh | 6 | 10 | 0 | .375 | 300 | 327 |
| Cleveland | 5 | 11 | 0 | .313 | 254 | 322 |
| SOUTH | W | L | T | Pct. | Pts. | Opp. |
| Indianapolis | 12 | 4 | 0 | .750 | 447 | 336 |
| Tennessee* | 12 | 4 | 0 | .750 | 435 | 324 |
| Jacksonville | 5 | 11 | 0 | .313 | 276 | 331 |
| Houston | 5 | 11 | 0 | .313 | 255 | 380 |
| WEST | W | L | T | Pct. | Pts. | Opp. |
| Kansas City | 13 | 3 | 0 | .812 | 484 | 332 |
| Denver* | 10 | 6 | 0 | .625 | 381 | 301 |
| Oakland | 4 | 12 | 0 | .250 | 270 | 379 |
| San Diego | 4 | 12 | 0 | .250 | 313 | 441 |

*= Wild Card team

NFC

| EAST | W | L | T | Pct. | Pts. | Opp. |
|---------------|----|----|---|------|------|------|
| Philadelphia | 12 | 4 | 0 | .750 | 374 | 287 |
| Dallas* | 10 | 6 | 0 | .625 | 289 | 260 |
| Washington | 5 | 11 | 0 | .312 | 287 | 372 |
| N.Y. Giants | 4 | 12 | 0 | .250 | 243 | 387 |
| NORTH | W | L | T | Pct. | Pts. | Opp. |
| Green Bay | 10 | 6 | 0 | .625 | 442 | 307 |
| Minnesota | 9 | 7 | 0 | .563 | 416 | 353 |
| Chicago | 7 | 9 | 0 | .438 | 283 | 346 |
| Detroit | 5 | 11 | 0 | .313 | 270 | 379 |
| SOUTH | W | L | T | Pct. | Pts. | Opp. |
| Carolina | 11 | 5 | 0 | .688 | 325 | 304 |
| New Orleans | 8 | 8 | 0 | .500 | 340 | 326 |
| Tampa Bay | 7 | 9 | 0 | .438 | 301 | 264 |
| Atlanta | 5 | 11 | 0 | .313 | 299 | 422 |
| WEST | W | L | T | Pct. | Pts. | Opp. |
| St. Louis | 12 | 4 | 0 | .750 | 447 | 328 |
| Seattle* | 10 | 6 | 0 | .625 | 404 | 327 |
| San Francisco | 7 | 9 | 0 | .438 | 384 | 337 |
| Arizona | 4 | 12 | 0 | .250 | 225 | 452 |

2004 REVIEW (9-7; 0-1 PLAYOFFS)

| Date | W/L | Score | Opponents | Att | Scoring | TD | Ru | Pa | Rt | PAT | FG | S | Pts |
|-------|-----|-------|------------------|--------|---|----|----|----|----|------------|------------|------------|---------------------|
| 09/12 | W | 21-7 | at New Orleans | 64,900 | Alexander | 20 | 16 | 4 | 0 | 0 | 0 | 0 | 120 |
| 09/19 | W | 10-6 | at Tampa Bay | 65,089 | J. Brown | 0 | 0 | 0 | 0 | 40/40 | 23/25 | 0 | 109 |
| 09/26 | W | 34-0 | San Francisco | 66,709 | Jackson | 7 | 0 | 7 | 0 | 0 | 0 | 0 | 44 |
| 10/03 | | | BYE | | Stevens | 3 | 0 | 3 | 0 | 0 | 0 | 0 | 20 |
| 10/10 | L | 33-27 | St. Louis (OT) | 66,940 | Rice | 3 | 0 | 3 | 0 | 0 | 0 | 0 | 18 |
| 10/17 | L | 30-20 | at New England | 68,756 | Engram | 2 | 0 | 2 | 0 | 0 | 0 | 0 | 12 |
| 10/24 | L | 25-17 | at Arizona | 35,695 | SEA | 43 | 17 | 23 | 3 | 40/40 | 23/25 | 0 | 371 |
| 10/31 | W | 23-17 | Carolina | 66,214 | OPP | 42 | 17 | 24 | 1 | 38/39 | 27/32 | 1 | 373 |
| 11/07 | W | 42-27 | at San Francisco | 64,423 | 2-Point Conversions: SEA 2-3, OPP 0-2. | | | | | | | | |
| 11/14 | L | 23-12 | at St. Louis | 66,044 | | | | | | | | | |
| 11/21 | W | 24-17 | Miami | 66,644 | Rushing | | | | | Att | Yds | Avg | LG TD |
| 11/28 | L | 38-9 | Buffalo | 66,271 | Alexander | | | | | 353 | 1696 | 4.8 | 44 16 |
| 12/06 | L | 43-39 | Dallas | 68,093 | Strong | | | | | 36 | 131 | 3.6 | 11 0 |
| 12/12 | W | 27-23 | at Minnesota | 64,110 | Morris | | | | | 30 | 126 | 4.2 | 12 0 |
| 12/19 | L | 37-14 | at New York Jets | 77,894 | Hasselbeck | | | | | 27 | 90 | 3.3 | 19 1 |
| 12/26 | W | 24-21 | Arizona | 65,825 | SEA | | | | | 468 | 2095 | 4.5 | 44 17 |
| 01/02 | W | 28-26 | Atlanta | 66,740 | OPP | | | | | 452 | 2031 | 4.5 | 53 17 |

POSTSEASON

| | | | | |
|-------|---|-------|-----------------------------------|--------|
| 01/08 | L | 27-20 | St. Louis (NFC Wild Card Game) | 65,397 |
|-------|---|-------|-----------------------------------|--------|

| Team Statistics | Sea | Opp |
|---------------------|---------|---------|
| TOTAL FIRST DOWNS | 320 | 311 |
| Rushing | 110 | 102 |
| Passing | 189 | 191 |
| Penalty | 21 | 18 |
| 3rd Down: Made/Att. | 76/210 | 97/229 |
| 3rd Down Pct. | 36.2 | 42.4 |
| 4th Down: Made/Att. | 6/11 | 6/9 |
| 4th Down Pct. | 54.5 | 66.7 |
| POSSESSION AVG. | 29:00 | 31:00 |
| TOTAL NET YARDS | 5634 | 5620 |
| Avg. Per Game | 352.1 | 351.3 |
| Total Plays | 1034 | 1047 |
| Avg. Per Play | 5.4 | 5.4 |
| NET YARDS RUSHING | 2095 | 2031 |
| Avg. Per Game | 130.9 | 126.9 |
| Total Rushes | 468 | 452 |
| NET YARDS PASSING | 3539 | 3589 |
| Avg. Per Game | 221.2 | 224.3 |
| Sacked/Yards Lost | 34/176 | 36/218 |
| Gross Yards | 3715 | 3807 |
| Att./Completions | 532/304 | 559/340 |
| Completion Pct. | 57.1 | 60.8 |
| Had Intercepted | 18 | 23 |
| PUNTS/AVERAGE | 79/38.4 | 74/41.8 |
| NET PUNTING AVG. | 34.3 | 37.3 |
| PENALTIES/YARDS | 79/669 | 91/747 |
| FUMBLES/BALL LOST | 19/9 | 25/12 |
| TOUCHDOWNS | 43 | 42 |
| Rushing | 17 | 17 |
| Passing | 23 | 24 |
| Defensive | 3 | 1 |
| Returns | 0 | 0 |
| FIELD GOALS | 23/25 | 27/32 |
| TOTAL POINTS | 371 | 373 |

| By Quarters | 1 | 2 | 3 | 4 | OT | Tot |
|-------------|----|-----|----|-----|----|-----|
| SEA | 86 | 129 | 70 | 86 | 0 | 371 |
| OPP | 89 | 113 | 52 | 113 | 6 | 373 |

| Receiving | No | Yds | Avg | LG | TD |
|-----------|-----|------|------|-----|----|
| Jackson | 87 | 1199 | 13.8 | 56t | 7 |
| Engram | 36 | 499 | 13.9 | 60 | 2 |
| Robinson | 31 | 495 | 16.0 | 33 | 2 |
| Stevens | 31 | 349 | 11.3 | 32 | 3 |
| Rice TM | 25 | 362 | 14.5 | 56 | 3 |
| Mili | 23 | 240 | 10.4 | 20 | 1 |
| Alexander | 23 | 170 | 7.4 | 24 | 4 |
| SEA | 304 | 3715 | 12.2 | 60 | 23 |
| OPP | 340 | 3807 | 11.2 | 63 | 24 |

| Punting | No | Yds | Avg | Net | TB | I20 | LG | B |
|---------|----|------|------|------|----|-----|----|---|
| Jones | 26 | 988 | 38.0 | 32.2 | 2 | 6 | 51 | 1 |
| TEAM | 79 | 3036 | 38.4 | 34.3 | 4 | 20 | 60 | 2 |
| OPP | 74 | 3091 | 41.8 | 37.3 | 5 | 31 | 60 | 0 |

| Punt Returns | No | FC | Yds | Avg | LG | TD |
|--------------|----|----|-----|------|----|----|
| Morris | 15 | 4 | 75 | 5.0 | 22 | 0 |
| Engram | 10 | 19 | 118 | 11.8 | 48 | 0 |
| TEAM | 30 | 26 | 230 | 7.7 | 48 | 0 |
| OPP | 33 | 21 | 244 | 7.4 | 39 | 0 |

| Interceptions | No | Yds | Avg | LG | TD |
|---------------|----|-----|------|-----|----|
| Lucas | 6 | 46 | 7.7 | 25 | 1 |
| Trufant | 5 | 141 | 28.2 | 58 | 0 |
| Boulware | 5 | 69 | 13.8 | 63t | 1 |
| Hamlin | 4 | 48 | 12.0 | 24 | 0 |
| SEA | 23 | 337 | 14.7 | 63t | 3 |
| OPP | 18 | 158 | 8.8 | 48t | 1 |

| Kickoff Returns | No | Yds | Avg | LG | TD |
|-----------------|----|------|------|----|----|
| Morris | 47 | 994 | 21.1 | 34 | 0 |
| Carter | 21 | 448 | 21.3 | 36 | 0 |
| SEA | 74 | 1529 | 20.7 | 36 | 0 |
| OPP | 77 | 1677 | 21.8 | 51 | 0 |

| Field Goals | 1-19 | 20-29 | 30-39 | 40-49 | 50+ |
|-------------|------|-------|-------|-------|-----|
| J. Brown | 1/1 | 7/7 | 8/9 | 6/7 | 1/1 |
| TEAM | 1/1 | 7/7 | 8/9 | 6/7 | 1/1 |
| OPP | 0/0 | 6/6 | 12/15 | 6/7 | 3/4 |

| Passing | Att | Cmp | Yds | Cmp% | Yds/Att | TD | TD% | Int | Int% | LG | Sacked | Rating |
|------------|-----|-----|------|------|---------|----|-----|-----|------|----|--------|--------|
| Hasselbeck | 474 | 279 | 3382 | 58.9 | 7.14 | 22 | 4.6 | 15 | 3.2 | 60 | 30/155 | 83.1 |
| Dilfer | 58 | 25 | 333 | 43.1 | 5.74 | 1 | 1.7 | 3 | 5.2 | 56 | 4/21 | 46.1 |
| TEAM | 532 | 304 | 3715 | 57.1 | 6.98 | 23 | 4.3 | 18 | 3.4 | 60 | 34/176 | 79.1 |
| OPP | 559 | 340 | 3807 | 60.8 | 6.81 | 24 | 4.3 | 23 | 4.1 | 63 | 36/218 | 78.3 |

DEFENSIVE STATISTICS

| Player | T | S | A | QB | Int | PD | FF | FR |
|------------|----|----|----|-----|-----|----|----|----|
| Trufant | 93 | 83 | 10 | 1.0 | 5 | 20 | 0 | 0 |
| Kacyvenski | 81 | 62 | 19 | 1.0 | 0 | 0 | 1 | 0 |
| Hamlin | 79 | 63 | 16 | 2.0 | 4 | 9 | 1 | 1 |
| Bierria | 69 | 47 | 22 | 0.0 | 1 | 5 | 1 | 0 |
| Lucas | 67 | 60 | 7 | 0.0 | 6 | 21 | 0 | 1 |
| Okeafor | 53 | 41 | 12 | 8.5 | 0 | 0 | 5 | 0 |
| Boulware | 53 | 40 | 13 | 1.0 | 5 | 6 | 1 | 0 |

Record (finish): 9-7 (1st, NFC West)

Head Coach: Mike Holmgren (50-46, .521)

Assistants: Gil Haskell (Off. Coord.), Ray Rhodes (Def. Coord.), Teryl Austin (DBs), Dwaine Board (DL), Mike Clark (Strength & Conditioning), Nolan Cromwell (WRs), Bill Gillespie (Strength & Conditioning Asst.), Darren Krein (Strength & Conditioning Asst.), Bill Laveroni (OL), Jim Lind (TEs), John Marshall (LBs), Mark Michaels (Special Teams), Stump Mitchell (RBs), Gary Reynolds (Offensive Asst./Quality Control), Zerick Rollins (DL/Quality Control), Jim Zorn (QBs)

Captains: WR Alex Bannister, QB Matt Hasselbeck, LB Anthony Simmons

Largest Award: FB Mack Strong

Pro Bowl: RB Shaun Alexander (2), G Steve Hutchinson (2), T Walter Jones (5)

OFFENSE

| Pos. | | Starts |
|------|------------------|--------|
| WR | Darrell Jackson | 16 |
| | Jerry Rice | 9 |
| | Koren Robinson | 8 |
| | Bobby Engram | 7 |
| LT | Walter Jones | 16 |
| LG | Steve Hutchinson | 16 |
| C | Robbie Tobeck | 16 |
| RG | Chris Gray | 16 |
| RT | Chris Terry | 8 |
| | Floyd Womack | 8 |
| TE | Jerramy Stevens | 5 |
| | Itula Mili | 4 |
| QB | Matt Hasselbeck | 14 |
| | Trent Dilfer | 2 |
| RB | Shaun Alexander | 16 |
| FB | Mack Strong | 13 |
| K | Josh Brown | 16 |

DEFENSE

| | | |
|-----|-------------------|----|
| LE | Chike Okeafor | 16 |
| LT | Cedric Woodard | 16 |
| RT | Rashad Moore | 12 |
| RE | Grant Wistrom | 9 |
| | Antonio Cochran | 7 |
| OLB | Isaiah Kacyvenski | 7 |
| | Anthony Simmons | 7 |
| MLB | Orlando Huff | 14 |
| OLB | Chad Brown | 7 |
| | Isaiah Kacyvenski | 6 |
| LCB | Marcus Trufant | 16 |
| RCB | Ken Lucas | 16 |
| SS | Terreal Bierria | 12 |
| | Michael Boulware | 4 |
| FS | Ken Hamlin | 16 |

SPECIAL TEAMS

| | | |
|---|--------------|----|
| K | Josh Brown | 16 |
| P | Donnie Jones | 6 |
| | Ken Walter | 6 |
| | Tom Rouen | 4 |

AFC

| EAST | W | L | T | Pct. | Pts. | Opp. |
|--------------|----|----|---|------|------|------|
| New England | 14 | 2 | 0 | .875 | 437 | 260 |
| N.Y. Jets* | 10 | 6 | 0 | .625 | 333 | 261 |
| Buffalo | 9 | 7 | 0 | .563 | 395 | 284 |
| Miami | 4 | 12 | 0 | .250 | 275 | 354 |
| NORTH | W | L | T | Pct. | Pts. | Opp. |
| Pittsburgh | 15 | 1 | 0 | .938 | 372 | 251 |
| Baltimore | 9 | 7 | 0 | .563 | 317 | 268 |
| Cincinnati | 8 | 8 | 0 | .500 | 374 | 372 |
| Cleveland | 4 | 12 | 0 | .250 | 276 | 390 |
| SOUTH | W | L | T | Pct. | Pts. | Opp. |
| Indianapolis | 12 | 4 | 0 | .750 | 522 | 351 |
| Jacksonville | 9 | 7 | 0 | .563 | 261 | 280 |
| Houston | 7 | 9 | 0 | .438 | 309 | 339 |
| Tennessee | 5 | 11 | 0 | .313 | 344 | 439 |
| WEST | W | L | T | Pct. | Pts. | Opp. |
| San Diego | 12 | 4 | 0 | .750 | 446 | 313 |
| Denver* | 10 | 6 | 0 | .625 | 381 | 304 |
| Kansas City | 7 | 9 | 0 | .438 | 483 | 435 |
| Oakland | 5 | 11 | 0 | .313 | 320 | 442 |

*= Wild Card teams

NFC

| EAST | W | L | T | Pct. | Pts. | Opp. |
|---------------|----|----|---|------|------|------|
| Philadelphia | 13 | 3 | 0 | .812 | 386 | 260 |
| N.Y. Giants | 6 | 10 | 0 | .375 | 303 | 347 |
| Dallas | 6 | 10 | 0 | .375 | 293 | 405 |
| Washington | 6 | 10 | 0 | .375 | 240 | 265 |
| NORTH | W | L | T | Pct. | Pts. | Opp. |
| Green Bay | 10 | 6 | 0 | .625 | 424 | 380 |
| Minnesota* | 8 | 8 | 0 | .500 | 405 | 395 |
| Detroit | 6 | 10 | 0 | .375 | 296 | 350 |
| Chicago | 5 | 11 | 0 | .313 | 231 | 331 |
| SOUTH | W | L | T | Pct. | Pts. | Opp. |
| Atlanta | 11 | 5 | 0 | .688 | 340 | 337 |
| New Orleans | 8 | 8 | 0 | .500 | 348 | 405 |
| Carolina | 7 | 9 | 0 | .438 | 355 | 339 |
| Tampa Bay | 5 | 11 | 0 | .313 | 301 | 304 |
| WEST | W | L | T | Pct. | Pts. | Opp. |
| Seattle | 9 | 7 | 0 | .563 | 371 | 373 |
| St. Louis* | 8 | 8 | 0 | .500 | 319 | 392 |
| Arizona | 6 | 10 | 0 | .375 | 284 | 322 |
| San Francisco | 2 | 14 | 0 | .125 | 259 | 452 |

2005 REVIEW (13-3; 2-1 PLAYOFFS)

| Date | W/L | Score | Opponents | Att | By Quarters | 1 | 2 | 3 | 4 | OT | Tot |
|-------|-----|-------|--------------------|--------|-------------|----|-----|-----|----|----|-----|
| 09/11 | L | 26-14 | at Jacksonville | 65,204 | SEA | 93 | 148 | 121 | 87 | 3 | 452 |
| 09/18 | W | 21-18 | Atlanta | 66,030 | OPP | 44 | 80 | 83 | 61 | 3 | 271 |
| 09/25 | W | 37-12 | Arizona | 64,843 | | | | | | | |
| 10/02 | L | 20-17 | at Washington (OT) | 90,215 | | | | | | | |
| 10/09 | W | 37-31 | at St. Louis | 65,707 | | | | | | | |
| 10/16 | W | 42-10 | Houston | 66,196 | | | | | | | |
| 10/23 | W | 13-10 | Dallas | 67,046 | | | | | | | |
| 10/30 | | | BYE | | | | | | | | |
| 11/06 | W | 33-19 | at Arizona | 43,542 | | | | | | | |
| 11/13 | W | 31-16 | St. Louis | 67,192 | | | | | | | |
| 11/20 | W | 27-25 | at San Francisco | 63,590 | | | | | | | |
| 11/27 | W | 24-21 | NY Giants (OT) | 67,102 | | | | | | | |
| 12/05 | W | 42-0 | at Philadelphia | 67,637 | | | | | | | |
| 12/11 | W | 41-3 | San Francisco | 66,690 | | | | | | | |
| 12/18 | W | 28-24 | at Tennessee | 69,149 | | | | | | | |
| 12/24 | W | 28-13 | Indianapolis | 67,855 | | | | | | | |
| 01/01 | L | 23-17 | at Green Bay | 69,928 | | | | | | | |

POSTSEASON

| | | | | |
|-------|---|-------|--------------------------|--------|
| 01/14 | W | 20-10 | Washington | 67,551 |
| | | | (NFC Divisional Playoff) | |
| 01/22 | W | 34-14 | Carolina | 67,837 |
| | | | (NFC Championship Game) | |
| 01/22 | L | 21-10 | Pittsburgh | 68,206 |
| | | | (Super Bowl XL) | |

Team Statistics

| | Sea | Opp |
|---------------------|---------|---------|
| TOTAL FIRST DOWNS | 361 | 295 |
| Rushing | 142 | 78 |
| Passing | 192 | 194 |
| Penalty | 27 | 23 |
| 3rd Down: Made/Att. | 76/192 | 89/234 |
| 3rd Down Pct. | 39.6 | 38.0 |
| 4th Down: Made/Att. | 7/8 | 12/19 |
| 4th Down Pct. | 87.5 | 63.2 |
| POSSESSION AVG. | 29:17 | 30:43 |
| TOTAL NET YARDS | 5915 | 5069 |
| Avg. Per Game | 369.7 | 316.8 |
| Total Plays | 1020 | 1041 |
| Avg. Per Play | 5.8 | 4.9 |
| NET YARDS RUSHING | 2457 | 1510 |
| Avg. Per Game | 153.6 | 94.4 |
| Total Rushes | 519 | 420 |
| NET YARDS PASSING | 3458 | 3559 |
| Avg. Per Game | 216.1 | 222.4 |
| Sacked/Yards Lost | 27/174 | 50/302 |
| Gross Yards | 3632 | 3861 |
| Att./Completions | 474/307 | 571/331 |
| Completion Pct. | 64.8 | 58.0 |
| Had Intercepted | 10 | 16 |
| PUNTS/AVERAGE | 80/41.0 | 77/40.1 |
| NET PUNTING AVG. | 80/34.7 | 77/36.0 |
| PENALTIES/YARDS | 94/846 | 123/909 |
| FUMBLES/BALL LOST | 18/7 | 25/11 |
| TOUCHDOWNS | 57 | 24 |
| Rushing | 29 | 5 |
| Passing | 25 | 18 |
| Defensive | 3 | 0 |
| Returns | 0 | 1 |
| FIELD GOALS | 18/25 | 34/42 |
| TOTAL POINTS | 452 | 271 |

| Scoring | TD | Ru | Pa | Rt | PAT | FG | S | Pts |
|------------|----|----|----|----|-------|-------|---|-----|
| Alexander | 28 | 27 | 1 | 0 | 0 | 0 | 0 | 168 |
| J. Brown | 0 | 0 | 0 | 0 | 56/57 | 18/25 | 0 | 110 |
| Jurevicius | 10 | 0 | 10 | 0 | 0 | 0 | 0 | 60 |
| Stevens | 5 | 0 | 5 | 0 | 0 | 0 | 0 | 30 |
| Engram | 3 | 0 | 3 | 0 | 0 | 0 | 0 | 18 |
| Jackson | 3 | 0 | 3 | 0 | 0 | 0 | 0 | 18 |
| SEA | 57 | 29 | 25 | 3 | 56/57 | 18/25 | 0 | 452 |
| OPP | 24 | 5 | 18 | 1 | 21/21 | 34/42 | 0 | 271 |

2-Point Conversions: SEA 0-0, OPP 2-3.

| Rushing | Att | Yds | Avg | LG | TD |
|------------|-----|------|-----|-----|----|
| Alexander | 370 | 1880 | 5.1 | 88t | 27 |
| Morris | 71 | 288 | 4.1 | 49 | 1 |
| Hasselbeck | 36 | 124 | 3.4 | 23 | 1 |
| Weaver | 17 | 80 | 4.7 | 24 | 0 |
| Strong | 17 | 78 | 4.6 | 16 | 0 |
| SEA | 519 | 2457 | 4.7 | 88t | 29 |
| OPP | 420 | 1510 | 3.6 | 50 | 5 |

| Receiving | No | Yds | Avg | LG | TD |
|------------|-----|------|------|-----|----|
| Engram | 67 | 778 | 11.6 | 56 | 3 |
| Jurevicius | 55 | 694 | 12.6 | 52 | 10 |
| Stevens | 45 | 554 | 12.3 | 35t | 5 |
| Jackson | 38 | 482 | 12.7 | 48 | 3 |
| Hackett | 28 | 400 | 14.3 | 47 | 2 |
| Strong | 22 | 166 | 7.5 | 27 | 0 |
| Alexander | 15 | 78 | 5.2 | 9 | 1 |
| SEA | 307 | 3632 | 11.8 | 56 | 25 |
| OPP | 331 | 3861 | 11.7 | 63 | 18 |

| Punting | No | Yds | Avg | Net | TB | I20 | LG | B |
|---------|----|------|------|------|----|-----|----|---|
| Rouen | 61 | 2539 | 41.6 | 35.0 | 20 | 7 | 62 | 0 |
| TEAM | 80 | 3282 | 41.0 | 34.7 | 25 | 8 | 62 | 0 |
| OPP | 77 | 3091 | 40.1 | 36.0 | 23 | 7 | 67 | 0 |

| Punt Returns | No | FC | Yds | Avg | LG | TD |
|--------------|----|----|-----|-----|----|----|
| Williams | 24 | 22 | 139 | 5.8 | 24 | 0 |
| TEAM | 31 | 23 | 177 | 5.7 | 24 | 0 |
| OPP | 41 | 16 | 343 | 8.4 | 44 | 0 |

| Interceptions | No | Yds | Avg | LG | TD |
|---------------|----|-----|------|-----|----|
| Boulware | 4 | 107 | 26.8 | 40 | 0 |
| Babineaux | 3 | 56 | 18.7 | 25 | 0 |
| Tatupu | 3 | 55 | 18.3 | 38t | 1 |
| Herndon | 2 | 12 | 6.0 | 6 | 0 |
| SEA | 16 | 315 | 19.7 | 72t | 2 |
| OPP | 10 | 93 | 9.3 | 33 | 0 |

| Kickoff Returns | No | Yds | Avg | LG | TD |
|-----------------|----|------|------|-----|----|
| Scobey | 59 | 1326 | 22.5 | 53 | 0 |
| SEA | 61 | 1347 | 22.1 | 53 | 0 |
| OPP | 82 | 1802 | 22.0 | 99t | 1 |

| Field Goals | 1-19 | 20-29 | 30-39 | 40-49 | 50+ |
|-------------|------|-------|-------|-------|-----|
| J. Brown | 0/0 | 5/5 | 4/5 | 4/7 | 5/8 |
| TEAM | 0/0 | 5/5 | 4/5 | 4/7 | 5/8 |
| OPP | 0/0 | 8/9 | 16/18 | 7/10 | 3/5 |

| Passing | Att | Cmp | Yds | Cmp% | Yds/Att | TD | TD% | Int | Int% | LG | Sacked | Rating |
|------------|-----|-----|------|------|---------|----|-----|-----|------|----|--------|--------|
| Hasselbeck | 449 | 294 | 3459 | 65.5 | 7.70 | 24 | 5.3 | 9 | 2.0 | 56 | 24/154 | 98.2 |
| Wallace | 25 | 13 | 173 | 52.0 | 6.92 | 1 | 4.0 | 1 | 4.0 | 42 | 3/20 | 70.9 |
| TEAM | 474 | 307 | 3632 | 64.8 | 7.66 | 25 | 5.3 | 10 | 2.1 | 56 | 27/174 | 96.8 |
| OPP | 571 | 331 | 3861 | 58.0 | 6.76 | 18 | 3.2 | 16 | 2.8 | 63 | 50/302 | 77.4 |

DEFENSIVE STATISTICS

| Player | T | S | A | QB | Int | PD | FF | FR |
|-----------|-----|----|----|-----|-----|----|----|----|
| Tatupu | 105 | 86 | 19 | 4.0 | 3 | 10 | 0 | 1 |
| Boulware | 73 | 58 | 15 | 2.0 | 4 | 9 | 1 | 0 |
| Manuel | 67 | 54 | 13 | 0.0 | 0 | 2 | 0 | 1 |
| Hill | 67 | 48 | 19 | 7.5 | 0 | 2 | 2 | 0 |
| Trufant | 64 | 55 | 9 | 1.0 | 1 | 14 | 1 | 0 |
| Lewis | 64 | 46 | 18 | 0.0 | 0 | 1 | 1 | 0 |
| Babineaux | 58 | 47 | 11 | 0.0 | 3 | 8 | 0 | 0 |

Record (finish): 13-3 (1st, NFC West)

Head Coach: Mike Holmgren (63-49, .563)

Assistants: Gil Haskell (Off. Coord.), Ray Rhodes (Def. Coord.), Teryl Austin (DBs), Dwaine Board (DL), Bob Casullo (Special Teams), Mike Clark (Strength & Conditioning), Nolan Cromwell (WRs), Keith Gilbertson (Offensive Consultant), John Jamison (Special Teams Assistant), Darren Krein (Strength & Conditioning Asst.), Bill Laveroni (OL), Jim Lind (TEs), John Marshall (LBs), Stump Mitchell (RBs), Gary Reynolds (Offensive Asst./Quality Control), Zerick Rollins (DL/Quality Control), Jim Zorn (QBs)

Captains: WR Alex Bannister, QB Matt Hasselbeck, DE Grant Wistrom

Largest Award: FB Mack Strong

Pro Bowl: RB Shaun Alexander (3), QB Matt Hasselbeck (2), G Steve Hutchinson (3), T Walter Jones (6), FB Mack Strong (1), LB Lofa Tatupu (1), C Robbie Tobeck (1).

AFC

| EAST | W | L | T | Pct. | Pts. | Opp. |
|---------------|----|----|---|------|------|------|
| New England | 10 | 6 | 0 | .625 | 379 | 338 |
| Miami | 9 | 7 | 0 | .562 | 318 | 317 |
| Buffalo | 5 | 11 | 0 | .312 | 271 | 367 |
| N.Y. Jets | 4 | 12 | 0 | .250 | 240 | 355 |
| NORTH | W | L | T | Pct. | Pts. | Opp. |
| Cincinnati | 11 | 5 | 0 | .688 | 421 | 350 |
| Pittsburgh* | 11 | 5 | 0 | .688 | 389 | 258 |
| Baltimore | 6 | 10 | 0 | .375 | 265 | 299 |
| Cleveland | 6 | 10 | 0 | .375 | 232 | 301 |
| SOUTH | W | L | T | Pct. | Pts. | Opp. |
| Indianapolis | 14 | 2 | 0 | .875 | 439 | 247 |
| Jacksonville* | 12 | 4 | 0 | .750 | 361 | 269 |
| Tennessee | 4 | 12 | 0 | .250 | 299 | 421 |
| Houston | 2 | 14 | 0 | .125 | 260 | 431 |
| WEST | W | L | T | Pct. | Pts. | Opp. |
| Denver | 13 | 3 | 0 | .812 | 395 | 258 |
| Kansas City | 10 | 6 | 0 | .625 | 403 | 325 |
| San Diego | 9 | 7 | 0 | .562 | 418 | 312 |
| Oakland | 4 | 12 | 0 | .250 | 290 | 383 |

*= Wild Card teams

NFC

| EAST | W | L | T | Pct. | Pts. | Opp. |
|--------------|----|----|---|------|------|------|
| N.Y. Giants | 11 | 5 | 0 | .688 | 422 | 314 |
| Washington* | 10 | 6 | 0 | .625 | 359 | 293 |
| Dallas | 9 | 7 | 0 | .562 | 325 | 308 |
| Philadelphia | 6 | 10 | 0 | .375 | 310 | 388 |

OFFENSE

| Pos. | | Starts |
|------|------------------|--------|
| WR | Bobby Engram | 13 |
| | Joe Jurevicius | 11 |
| | Darrell Jackson | 6 |
| | Peter Warrick | 5 |
| LT | Walter Jones | 15 |
| | Sean Locklear | 1 |
| | Steve Hutchinson | 16 |
| LG | Robbie Tobeck | 16 |
| C | Chris Gray | 16 |
| RG | Sean Locklear | 15 |
| RT | Jerramy Stevens | 12 |
| TE | Rhodes Hannam | 5 |
| QB | Matt Hasselbeck | 16 |
| RB | Shaun Alexander | 16 |
| FB | Mack Strong | 7 |

DEFENSE

| | | |
|-----|------------------|----|
| LE | Bryce Fisher | 15 |
| LT | Chuck Darby | 14 |
| | Rocky Bernard | 2 |
| RT | Marcus Tubbs | 11 |
| | Rocky Bernard | 5 |
| RE | Grant Wistrom | 16 |
| OLB | Jamie Sharper | 8 |
| | *Leroy Hill | 9 |
| MLB | *Lofa Tatupu | 16 |
| OLB | D.D. Lewis | 12 |
| | Kevin Bentley | 3 |
| LCB | Kelly Herndon | 6 |
| | Andre Dyson | 5 |
| | Jordan Babineaux | 4 |
| RCB | Marcus Trufant | 15 |
| SS | Michael Boulware | 16 |
| FS | Marquand Manuel | 11 |
| | Ken Hamlin | 6 |

SPECIAL TEAMS

| | | |
|---|------------|----|
| P | Tom Rouen | 12 |
| K | Josh Brown | 16 |

* Rookie or first-year player

NFC

| NORTH | W | L | T | Pct. | Pts. | Opp. |
|---------------|----|----|---|------|------|------|
| Chicago | 11 | 5 | 0 | .688 | 260 | 202 |
| Minnesota | 9 | 7 | 0 | .562 | 306 | 344 |
| Detroit | 5 | 11 | 0 | .312 | 254 | 345 |
| Green Bay | 4 | 12 | 0 | .250 | 298 | 344 |
| SOUTH | W | L | T | Pct. | Pts. | Opp. |
| Tampa Bay | 11 | 5 | 0 | .688 | 300 | 274 |
| Carolina* | 11 | 5 | 0 | .688 | 391 | 259 |
| Atlanta | 8 | 8 | 0 | .500 | 351 | 341 |
| New Orleans | 3 | 13 | 0 | .188 | 235 | 398 |
| WEST | W | L | T | Pct. | Pts. | Opp. |
| Seattle | 13 | 3 | 0 | .812 | 452 | 271 |
| St. Louis | 6 | 10 | 0 | .375 | 363 | 429 |
| Arizona | 5 | 11 | 0 | .312 | 311 | 387 |
| San Francisco | 4 | 12 | 0 | .250 | 239 | 428 |

2006 REVIEW (9-7; 1-1 PLAYOFFS)

| Date | W/L | Score | Opponents | Att | By Quarters | 1 | 2 | 3 | 4 | OT | Tot |
|-------|-----|-------|------------------|--------|-------------|-----|-----|----|-----|----|-----|
| 09/10 | W | 9-6 | at Detroit | 60,535 | SEA | 103 | 73 | 52 | 107 | 0 | 335 |
| 09/17 | W | 21-10 | Arizona | 67,470 | OPP | 67 | 104 | 54 | 116 | 0 | 341 |
| 09/24 | W | 42-30 | N.Y. Giants | 68,161 | | | | | | | |
| 10/01 | L | 37-6 | at Chicago | 62,225 | | | | | | | |
| 10/08 | | | BYE | | | | | | | | |
| 10/15 | W | 30-28 | at St. Louis | 65,592 | | | | | | | |
| 10/22 | L | 31-13 | Minnesota | 68,118 | | | | | | | |
| 10/29 | L | 35-28 | at Kansas City | 77,645 | | | | | | | |
| 11/06 | W | 16-0 | Oakland | 67,816 | | | | | | | |
| 11/12 | W | 24-22 | St. Louis | 68,175 | | | | | | | |
| 11/19 | L | 20-14 | at San Francisco | 68,367 | | | | | | | |
| 11/27 | W | 34-24 | Green Bay | 68,256 | | | | | | | |
| 12/03 | W | 23-20 | at Denver | 76,146 | | | | | | | |
| 12/10 | L | 27-21 | at Arizona | 63,603 | | | | | | | |
| 12/14 | L | 24-14 | San Francisco | 67,650 | | | | | | | |
| 12/24 | L | 20-17 | San Diego | 68,174 | | | | | | | |
| 12/31 | W | 23-7 | at Tampa Bay | 65,660 | | | | | | | |

POSTSEASON

| | | | | | | | | | | | |
|-------|---|-------|--|--------|--|--|--|--|--|--|--|
| 01/06 | W | 21-20 | Dallas (NFC Wild Card Game) | 68,058 | | | | | | | |
| 01/14 | L | 27-24 | at Chicago (NFC Divisional Playoff) | 62,184 | | | | | | | |

Team Statistics

| | Sea | Opp |
|---------------------|---------|---------|
| TOTAL FIRST DOWNS | 312 | 277 |
| Rushing | 112 | 102 |
| Passing | 167 | 160 |
| Penalty | 33 | 15 |
| 3rd Down: Made/Att. | 85/224 | 80/219 |
| 3rd Down Pct. | 37.9 | 36.5 |
| 4th Down: Made/Att. | 2/8 | 6/12 |
| 4th Down Pct. | 25.0 | 50.0 |
| POSSESSION AVG. | 29:48 | 30:12 |
| TOTAL NETYARDS | 4977 | 5285 |
| Avg. Per Game | 311.1 | 330.3 |
| Total Plays | 1045 | 986 |
| Avg. Per Play | 4.8 | 5.4 |
| NETYARDS RUSHING | 1923 | 2029 |
| Avg. Per Game | 120.2 | 126.8 |
| Total Rushes | 484 | 441 |
| NETYARDS PASSING | 3054 | 3256 |
| Avg. Per Game | 190.9 | 203.5 |
| Sacked/Yards Lost | 49/315 | 41/282 |
| Gross Yards | 3369 | 3538 |
| Att./Completions | 512/292 | 504/299 |
| Completion Pct. | 57.0 | 59.3 |
| Had Intercepted | 22 | 12 |
| PUNTS/AVERAGE | 86/44.5 | 88/42.9 |
| NET PUNTING AVG. | 86/37.0 | 88/36.9 |
| PENALTIES/YARDS | 94/700 | 118/950 |
| FUMBLES/BALL LOST | 21/12 | 34/14 |
| TOUCHDOWNS | 37 | 39 |
| Rushing | 8 | 12 |
| Passing | 26 | 23 |
| Defensive | 2 | 4 |
| Returns | 1 | 0 |
| FIELD GOALS | 25/31 | 23/33 |
| TOTAL POINTS | 335 | 341 |

| Scoring | TD | Ru | Pa | Rt | PAT | FG | S | Pts |
|-----------|----|----|----|----|-------|-------|---|-----|
| Brown | 0 | 0 | 0 | 0 | 36/36 | 25/31 | 0 | 111 |
| Jackson | 10 | 0 | 10 | 0 | | | 0 | 60 |
| Alexander | 7 | 7 | 0 | 0 | | | 0 | 42 |
| Stevens | 4 | 0 | 4 | 0 | | | 0 | 26 |
| Branch | 4 | 0 | 4 | 0 | | | 0 | 24 |
| Hackett | 4 | 0 | 4 | 0 | | | 0 | 24 |
| SEA | 37 | 8 | 26 | 3 | 36/36 | 25/31 | 0 | 335 |
| OPP | 39 | 12 | 23 | 4 | 36/36 | 23/33 | 0 | 341 |

2-Pt. Conversions: SEA 1-1 (Stevens), OPP 1-3.

| Rushing | Att | Yds | Avg | LG | TD |
|------------|-----|------|------|-----|----|
| Alexander | 252 | 896 | 3.6 | 33t | 7 |
| Morris | 161 | 604 | 3.8 | 29 | 0 |
| Strong | 33 | 149 | 4.5 | 17 | 1 |
| Wallace | 12 | 122 | 10.2 | 37 | 0 |
| Hasselbeck | 18 | 110 | 6.1 | 19 | 0 |
| SEA | 484 | 1923 | 4.0 | 37 | 8 |
| OPP | 441 | 2029 | 4.6 | 95t | 12 |

| Receiving | No | Yds | Avg | LG | TD |
|-----------|-----|------|------|-----|----|
| Jackson | 63 | 956 | 15.2 | 72t | 10 |
| Branch | 53 | 725 | 13.7 | 38t | 4 |
| Hackett | 45 | 610 | 13.6 | 47 | 4 |
| Strong | 29 | 159 | 5.5 | 13 | 0 |
| Engram | 24 | 290 | 12.1 | 25 | 1 |
| Stevens | 22 | 231 | 10.5 | 26 | 4 |
| Burleson | 18 | 192 | 10.7 | 36 | 2 |
| SEA | 292 | 3369 | 11.5 | 72t | 26 |
| OPP | 299 | 3538 | 11.8 | 71t | 23 |

| Punting | No | Yds | Avg | Net | TB | I20 | LG | B |
|-------------|----|------|------|------|----|-----|----|---|
| Plackemeier | 84 | 3778 | 45.0 | 37.3 | 15 | 25 | 72 | 0 |
| TEAM | 86 | 3827 | 44.5 | 37.0 | 15 | 26 | 72 | 0 |
| OPP | 88 | 3773 | 42.9 | 36.9 | 5 | 25 | 61 | 0 |

| Punt Returns | No | FC | Yds | Avg | LG | TD |
|--------------|----|----|-----|-----|-----|----|
| Burleson | 34 | 7 | 322 | 9.5 | 90t | 1 |
| TEAM | 49 | 16 | 424 | 8.8 | 90t | 1 |
| OPP | 39 | 12 | 343 | 8.8 | 40 | 0 |

| Interceptions | No | Yds | Avg | LG | TD |
|---------------|----|-----|------|-----|----|
| Hamlin | 3 | 63 | 21.0 | 37 | 0 |
| Boulware | 2 | 1 | 0.5 | 1 | 0 |
| Tapp | 1 | 25 | 25.0 | 25t | 1 |
| Babineaux | 1 | 20 | 20.0 | 20 | 0 |
| SEA | 12 | 124 | 10.3 | 37 | 1 |
| OPP | 22 | 141 | 6.4 | 39 | 1 |

| Kickoff Returns | No | Yds | Avg | LG | TD |
|-----------------|----|------|------|----|----|
| Burleson | 26 | 643 | 24.7 | 50 | 0 |
| SEA | 69 | 1548 | 22.4 | 50 | 0 |
| OPP | 61 | 1499 | 24.6 | 51 | 0 |

| Field Goals | 1-19 | 20-29 | 30-39 | 40-49 | 50+ |
|-------------|------|-------|-------|-------|-----|
| J. Brown | 0/0 | 10/10 | 5/7 | 7/9 | 3/5 |
| TEAM | 0/0 | 10/10 | 5/7 | 7/9 | 3/5 |
| OPP | 1/1 | 1/3 | 11/12 | 10/12 | 0/5 |

| Passing | Att | Cmp | Yds | Cmp% | Yds/Att | TD | TD% | Int | Int% | LG | Sacked | Rating |
|------------|-----|-----|------|------|---------|----|-----|-----|------|-----|--------|--------|
| Hasselbeck | 371 | 210 | 2442 | 56.6 | 6.58 | 18 | 4.9 | 15 | 4.0 | 72t | 34/229 | 76.0 |
| Wallace | 141 | 82 | 927 | 58.2 | 6.57 | 8 | 5.7 | 7 | 5.0 | 49t | 14/83 | 76.2 |
| TEAM | 512 | 292 | 3369 | 57.0 | 6.58 | 26 | 5.1 | 22 | 4.3 | 72t | 49/315 | 76.0 |
| OPP | 504 | 299 | 3538 | 59.3 | 7.02 | 23 | 4.6 | 12 | 2.4 | 71t | 41/282 | 86.1 |

DEFENSIVE STATISTICS

| Player | T | S | A | QB | Int | PD | FF | FR |
|-----------|-----|----|----|------|-----|----|----|----|
| Tatupu | 123 | 93 | 30 | 1.5 | 1 | 7 | 2 | 1 |
| Hamlin | 96 | 75 | 21 | 2.0 | 3 | 11 | 1 | 0 |
| Hill | 92 | 70 | 22 | 2.0 | 0 | 2 | 2 | 1 |
| Peterson | 89 | 71 | 18 | 10.0 | 1 | 6 | 1 | 1 |
| Herndon | 68 | 50 | 18 | 0.0 | 1 | 16 | 1 | 1 |
| Trufant | 68 | 60 | 8 | 0.0 | 1 | 11 | 2 | 0 |
| Babineaux | 51 | 41 | 10 | 0.0 | 1 | 4 | 0 | 0 |

Record (finish): 9-7 (1st, NFC West)

Head Coach: Mike Holmgren (72-56, .563)

Assistants: Gil Haskell (Off. Coord.), John Marshall (Def. Coord.), Teryl Austin (DBs), Dwaine Board (DL), Bob Casullo (Special Teams), Mike Clark (Strength & Conditioning), Nolan Cromwell (WRs), Keith Gilbertson (Asst. OL), Tom Headlee (Quality Control/Def.), John Jamison (Special Teams Asst.), Darren Krein (Strength & Conditioning Asst.), Bill Laveroni (OL), Jim Lind (TEs), Larry Marmie (Def. Asst./Secondary), Stump Mitchell (RBs), Gary Reynolds (Offensive Asst./Quality Control), Ray Rhodes (Special Projects/Def.), Zerick Rollins (LBs), Jim Zorn (QBs).

Captains: LS J.P. Darche, T Walter Jones, LB Lofa Tatupu.

Largest Award: FB Mack Strong

AFC

| EAST | W | L | T | Pct. | Pts. | Opp. |
|--------------|----|----|---|------|------|------|
| New England | 12 | 4 | 0 | .750 | 385 | 237 |
| *N.Y. Jets | 10 | 6 | 0 | .625 | 316 | 295 |
| Buffalo | 7 | 9 | 0 | .438 | 300 | 311 |
| Miami | 6 | 10 | 0 | .375 | 260 | 283 |
| NORTH | W | L | T | Pct. | Pts. | Opp. |
| Baltimore | 13 | 3 | 0 | .812 | 353 | 201 |
| Cincinnati | 8 | 8 | 0 | .500 | 373 | 331 |
| Pittsburgh | 8 | 8 | 0 | .500 | 353 | 315 |
| Cleveland | 4 | 12 | 0 | .250 | 238 | 356 |
| SOUTH | W | L | T | Pct. | Pts. | Opp. |
| Indianapolis | 12 | 4 | 0 | .750 | 427 | 360 |
| Tennessee | 8 | 8 | 0 | .500 | 324 | 400 |
| Jacksonville | 8 | 8 | 0 | .500 | 371 | 274 |
| Houston | 6 | 10 | 0 | .375 | 267 | 366 |
| WEST | W | L | T | Pct. | Pts. | Opp. |
| San Diego | 14 | 2 | 0 | .875 | 492 | 303 |
| *Kansas City | 9 | 7 | 0 | .562 | 331 | 315 |
| Denver | 9 | 7 | 0 | .562 | 319 | 305 |
| Oakland | 2 | 14 | 0 | .125 | 168 | 332 |

*Wild Card teams

NFC

| EAST | W | L | T | Pct. | Pts. | Opp. |
|--------------|----|----|---|------|------|------|
| Philadelphia | 10 | 6 | 0 | .625 | 390 | 328 |
| *Dallas | 9 | 7 | 0 | .562 | 425 | 350 |
| *N.Y. Giants | 8 | 8 | 0 | .500 | 355 | 362 |
| Washington | 5 | 11 | 0 | .312 | 307 | 376 |

OFFENSE

| Pos. | Starts |
|------|--------------------|
| WR | Darrell Jackson 13 |
| | Deion Branch 13 |
| | Nate Burleson 7 |
| | Bobby Engram 6 |
| | D.J. Hackett 4 |
| LT | Walter Jones 16 |
| LG | Floyd Womack 8 |
| | Chris Spencer 5 |
| | *Rob Sims 3 |
| C | Robbie Tobeck 8 |
| | Chris Spencer 8 |
| RG | Chris Gray 15 |
| | Floyd Womack 1 |
| RT | Sean Locklear 10 |
| | Tom Ashworth 6 |
| TE | Jerramy Stevens 6 |
| | Itula Mili 2 |
| QB | Matt Hasselbeck 12 |
| | Seneca Wallace |
| RB | Shaun Alexander 10 |
| | Maurice Morris 8 |
| FB | Mack Strong 10 |

DEFENSE

| | |
|-----|--------------------|
| LE | Bryce Fisher 16 |
| LT | Chuck Darby 14 |
| | Marcus Tubbs 2 |
| RT | Rocky Bernard 16 |
| RE | Grant Wistrom 16 |
| OLB | Leroy Hill 15 |
| | D.D. Lewis 1 |
| MLB | Lofa Tatupu 16 |
| OLB | Julian Peterson 16 |
| LCB | Kelly Herndon 16 |
| RCB | Marcus Trufant 15 |
| | *Kelly Jennings 2 |
| SS | Michael Boulware 8 |
| | Jordan Babineaux 8 |
| FS | Ken Hamlin 16 |

SPECIAL TEAMS

| | |
|---|---------------------|
| P | Ryan Plackemeier 16 |
| K | Josh Brown 16 |
| | * Rookie |

NFC

| NORTH | W | L | T | Pct. | Pts. | Opp. |
|---------------|----|----|---|------|------|------|
| Chicago | 13 | 3 | 0 | .812 | 427 | 255 |
| Green Bay | 8 | 8 | 0 | .500 | 301 | 366 |
| Minnesota | 6 | 10 | 0 | .375 | 282 | 327 |
| Detroit | 3 | 13 | 0 | .188 | 305 | 398 |
| SOUTH | W | L | T | Pct. | Pts. | Opp. |
| New Orleans | 10 | 6 | 0 | .625 | 413 | 322 |
| Carolina | 8 | 8 | 0 | .500 | 270 | 305 |
| Atlanta | 7 | 9 | 0 | .438 | 292 | 328 |
| Tampa Bay | 4 | 12 | 0 | .250 | 211 | 353 |
| WEST | W | L | T | Pct. | Pts. | Opp. |
| Seattle | 9 | 7 | 0 | .562 | 335 | 341 |
| St. Louis | 8 | 8 | 0 | .500 | 367 | 381 |
| San Francisco | 7 | 9 | 0 | .438 | 298 | 412 |
| Arizona | 5 | 11 | 0 | .312 | 314 | 389 |

COACHES ALL-TIME ROSTER

| Name | Responsibility | Years | College |
|--------------------------|---------------------------------------|-----------------------|------------------------------------|
| Arnold, Dave | Special Teams | 1995-97 | Drake |
| Austin, Teryl | Defensive Backs | 2003-06 | Pittsburgh |
| Becker, John | Offensive Coord./WRs | 1989-91 | Cal State-Northridge |
| Board, Dwaine | Defensive Line | 2003- | North Carolina A&T |
| Boghosian, Sam | Offensive Coord./OL | 1976-77 | UCLA |
| Brasher, Tommy | Defensive Line | 1992-98 | Arkansas |
| Bratkowski, Bob | Wide Receivers | 1992-94 | Washington State |
| | Offensive Coord./WRs | 1995-97 | |
| | Offensive Coordinator | 1998 | |
| Brooks, Larry | Defensive Line | 1999-2002 | Virginia State |
| Brown, Dave | Defensive Coach | 1992-98 | Michigan |
| Casullo, Bob | Special Teams Coordinator | 2005-06 | Brookport St. (N.Y.) College |
| Catlin, Tom | Asst. Head Coach/LBs/Def. Coord. | 1983-91 | Oklahoma |
| | Assistant Head Coach/Defense | 1992 | |
| | Assistant Head Coach | 1993 | |
| | Quality Control | 1994-95 | |
| Christensen, Jack | Defensive Backs | 1978-82 | Colorado State |
| Clark, Mike | Strength & Conditioning | 2004- | Ottawa University |
| Colquitt, Jerry | Offensive Quality Control | 1999-2002 | Tennessee |
| Cromwell, Nolan | Wide Receivers | 1999- | Kansas |
| DeHaven, Bruce | Special Teams Coordinator | 2007- | Southwestern College (Kan.) |
| Dyer, George | Defensive Line | 1983-91 | UC-Santa Barbara |
| Erickson, Dennis | Head Coach | 1995-98 | Montana State |
| Flajole, Ken | Defensive Backs | 1999, 2001-02 | Pacific Lutheran |
| | Linebackers | 2000 | |
| Flores, Tom | Head Coach | 1992-94 | Pacific |
| Gilbertson, Keith | Defensive Assistant | 1996 | Central Washington |
| | Tight Ends | 1997-98 | |
| | Offensive Consultant | 2005 | |
| | Asst. Offensive Line | 2006- | |
| Gillespie, Bill | Asst. Strength & Conditioning | 2003-04 | Liberty |
| Harris, Chick | Running Backs | 1983-91 | Northern Arizona |
| Haskell, Gil | Offensive Coordinator | 2000-2006 | San Francisco State |
| | Asst. Head Coach/Off. Coord. | 2007- | |
| Hawkins, Ralph | Defensive Backs | 1983-88 | Maryland |
| Headlee, Tom | Quality Control/Defense | 2006- | Washington State |
| Holland, Johnny | Asst. Special Teams & Strength | 2000 | Texas A&M |
| | Linebackers | 2001-02 | |
| Hollway, Bob | Defensive Coordinator/DBs | 1976-77 | Michigan |
| Holmgren, Mike | Head Coach | 1999- | Southern California |
| Houck, Hudson | Offensive Line | 1992 | Southern California |
| Jackson, Milt | Wide Receivers | 1998 | Tulsa |
| James, Ned | Offensive Assistant | 1995-96 | New Mexico |
| | Defensive Assistant | 1997 | |
| Jamison, John | Special Teams Assistant | 2005- | California |
| Johnson, Jim | Linebackers | 1998 | Missouri |
| Johnston, Kent | Strength & Conditioning | 1999-2003 | Stephen F. Austin |
| Kennan, Larry | Offensive Coordinator/QBs | 1992-94 | LaVerne |
| Knox, Chuck | Head Coach | 1983-91 | Juniata |
| Krein, Darren | Assistant Strength & Cond. | 1997-98, 2001- | Miami |
| Lappano, Tim | Running Backs | 1998 | Idaho |
| Lauterbur, Frank | Defensive Line | 1982 | Mt. Union |
| Laveroni, Bill | Asst. Offensive Line | 2001-03 | California |
| | Offensive Line | 2004- | |
| LeDuc, Dana | Strength & Conditioning | 1995-98 | Texas |
| Leggett, Earl | Defensive Line | 1976-77 | Louisiana State |
| Lind, Jim | Linebackers | 1999 | Bemidji (Minn.) State |
| | Tight Ends | 2000- | |
| Lopez, Clayton | Defensive Quality Control | 1999-2001 | Nevada |
| | Defensive Asst./Secondary | 2002-2003 | |

| Name | Responsibility | Years | College |
|------------------------|---------------------------------------|----------------|-------------------------------|
| Lovat, Tom | Offensive Line | 1999-2003 | Utah |
| MacDonald, Andy | Running Backs | 1976-82 | Central Michigan |
| McCormack, Mike | Head Coach | 1982 | Kansas |
| McMackin, Greg | Defensive Coordinator | 1995-98 | So. Oregon State |
| Marmie, Larry | Defensive Assistant/Secondary | 2006- | Eastern Kentucky Univ. |
| Marshall, John | Linebackers | 2003-05 | Oregon |
| | Defensive Coordinator | 2006- | |
| Matsumoto, Arnie | Staff Assistant | 1989-95 | Lewis and Clark |
| Meyer, Ken | Quarterbacks | 1983-91 | Denison |
| Meyers, Bill | Assistant Offensive Line | 1998 | Stanford |
| Michaels, Mark | Asst. Special Teams | 2001-2003 | Connecticut |
| | Special Teams | 2004 | |
| Mitchell, Stump | Running Backs | 1999- | Citadel |
| Moore, Steve | Wide Receivers | 1983-85 | UC-Santa Barbara |
| | Offensive Coordinator/WRs | 1986-88 | |
| Mora, Jim E. | Defensive Line | 1978-81 | Occidental |
| Mora, Jim L. | Asst. Head Coach/Secondary | 2007- | Washington |
| Moyer, Paul | Special Assignments | 1990-91 | Arizona State |
| | DBs/Asst. Special Teams | 1992-94 | |
| Mudd, Howard | Offensive Line | 1978-82 | Hillsdale |
| | | 1993-97 | |
| Murphy, Mike | Linebackers | 1995-97 | Huron |
| Olson, Rich | Quarterbacks | 1995-98 | Washington State |
| Patera, Jack | Head Coach | 1976-82 | Oregon |
| Peccatiello, Larry | Linebackers | 1976-77 | William and Mary |
| | Defensive Coordinator/LBs | 1978-80 | |
| Perry, Rod | Defensive Backs | 1989-91 | Colorado |
| Prochaska, Ray | Offensive Coordinator/OL | 1983-85 | Nebraska |
| Purnell, Russ | Special Assignments | 1986 | Whittier |
| | TEs/Asst. Special Teams | 1987-91 | |
| | TEs/Special Teams | 1992-94 | |
| Raines, Frank | Strength & Conditioning | 1990-94 | George Mason |
| Reynolds, Gary | Off. Asst./Quality Control | 2003- | Texas A&M |
| Rhorne, Jerry | QB/WRs/TEs | 1976-77 | Tulsa |
| | Offensive Coord./QB/WRs/TEs | 1978-79 | |
| | Offensive Coord./QB/WRs | 1980-82 | |
| Rhodes, Ray | Defensive Coordinator | 2003-05 | Tulsa |
| | Special Projects/Defense | 2006- | |
| Roach, Dick | Defensive Assistant | 1999-2000 | Black Hills State |
| Robinson, Willy | Defensive Backs | 1995-98 | Fresno State |
| Rodriguez, Pete | Asst. Head Coach/Special Teams | 1998 | Western St. (Colorado) |
| | Special Teams Coordinator | 1999-2003 | |
| Rollins, Zerick | Defensive Assistant | 2001 | Texas A&M |
| | Defensive Line/Quality Control | 2002-05 | |
| | Linebackers | 2006- | |
| Shelmon, Clarence | Running Backs | 1992-97 | Houston |
| Sheppard, Mike | Quarterbacks | 1999-2000 | California Lutheran |
| Sherman, Mike | Offensive Coordinator | 1999 | Central Connecticut State |
| Shurmur, Fritz | Defensive Coordinator | 1999 | Albion College (Mich.) |
| Sidwell, Steve | Defensive Coordinator | 2000-2002 | Colorado |
| Simpson, Jackie | Defensive Coord./LBs | 1981-82 | Mississippi |
| Smith, Gregg | Assistant Head Coach/TEs | 1995-96 | Idaho |
| | Asst. Head Coach/Offensive Line | 1997 | |
| | Offensive Line | 1998 | |
| Springer, Rod | Assistant Strength & Cond. | 1999-2002 | Tarrleton State |
| Stephenson, Kent | Offensive Line | 1985-91 | Northern Iowa |
| Tillman, Rusty | Special Teams | 1979-82 | Northern Arizona |
| | Special Teams/TEs | 1983-86 | |
| | Special Teams/LBs | 1987-91 | |
| | Defensive Coordinator/LBs | 1992-94 | |
| Vitt, Joe | Special Assignments | 1982-91 | Towson State |
| Yarber, Eric | Offensive Quality Control | 1998 | Idaho |
| Zorn, Jim | Offensive Assistant | 1997 | Cal Poly-Pomona |
| | Quarterbacks | 2001- | |

ALL-TIME ROSTER

A

| Player | Position | Years | GP | GS | College |
|-------------------------|-----------|--------------|------------|-----------|-------------------|
| Abramowitz, Sid | T | 1984 | 4 | 0 | Tulsa |
| Adams, Sam | DT/DE | 1994-99 | 89 | 66 | Texas A&M |
| Adams, Theo | T | 1992 | 10 | 0 | Hawaii |
| Adkins, Sam | QB | 1977-82 | 10 | 0 | Wichita State |
| Agee, Tommie | FB | 1988 | 16 | 0 | Auburn |
| Ahrens, Dave | LB | 1990 | 10 | 3 | Wisconsin |
| Aiu, Charlie | G | 1978 | 1 | 0 | Hawaii |
| Alexander, Shaun | RB | 2000- | 106 | 86 | Alabama |
| Allen, Harvey | S | 1987 | 2 | 2 | Nevada-Las Vegas |
| Allert, Ty | LB | 1990 | 1 | 0 | Texas |
| Allred, Brian | CB | 1993-94 | 4 | 0 | Sacramento State |
| Alvarez, Wilson | K | 1981 | 4 | 0 | S.E. Louisiana |
| Anderson, Eddie | S | 1986 | 5 | 0 | Fort Valley State |
| Anderson, Fredell | DE | 1980-82 | 22 | 6 | Prairie View |
| Andrews, Ricky | LB | 1990 | 15 | 0 | Washington |
| Andrews, Tom | C/G | 1987 | 2 | 2 | Louisville |
| Araguz, Leo | P | 2005 | 4 | 0 | Stephen F. Austin |
| Ashworth, Tom | T | 2006- | 16 | 6 | Colorado |
| Atkins, James | T/G | 1994-97 | 49 | 37 | S.W. Louisiana |
| August, Steve | T | 1977-84 | 97 | 90 | Tulsa |

B

| | | | | | |
|--------------------------|-----------|--------------|-----------|-----------|--------------------------|
| Babineaux, Jordan | CB | 2004- | 37 | 12 | Southern Arkansas |
| Bachman, Ted | CB | 1976 | 5 | 0 | New Mexico State |
| Baham, Curtis | CB | 1987 | 3 | 0 | Tulane |
| Bailey, Edwin | G/T | 1981-91 | 139 | 120 | South Carolina State |
| Bailey, Karsten | WR | 1999-00 | 11 | 0 | Auburn |
| Bailey, Rodney | DE | 2005 | 8 | 0 | Ohio State |
| Ballard, Howard | T | 1994-98 | 74 | 74 | Alabama A&M |
| Bannister, Alex | WR | 2001-05 | 57 | 4 | Eastern Kentucky |
| Barbay, Roland | NT | 1987 | 5 | 0 | Louisiana State |
| Barber, Michael | LB | 1995-97 | 21 | 9 | Clemson |
| Barisich, Carl | DE | 1976 | 14 | 7 | Princeton |
| Barr, Robert | T | 1996 | *0 | 0 | Rutgers |
| Bates, Michael | WR | 1993-94 | 31 | 1 | Arizona |
| Bates, Solomon | LB | 2003-04 | 17 | 3 | Arizona State |
| Beamon, Autry | S | 1977-79 | 45 | 39 | East Texas State |
| Bebout, Nick | T | 1976-79 | 56 | 55 | Wyoming |
| Beede, Frank | G | 1996-00 | 46 | 8 | Panhandle State |
| Beeson, Terry | LB | 1977-81 | 77 | 67 | Kansas |
| Bell, Coleman | TE | 1996 | *0 | 0 | Miami |
| Bell, Marcus | LB | 2000-02 | 45 | 9 | Arizona |
| Bell, Mark | TE/DE | 1979-80, 82 | 41 | 2 | Colorado State |
| Bellamy, Jay | S | 1994-00 | 98 | 55 | Rutgers |
| Bengen, Brant | WR | 1987 | 3 | 0 | Idaho |
| Benjamin, Tony | FB | 1977-79 | 28 | 1 | Duke |
| Bentley, Kevin | LB | 2005- | 29 | 3 | Northwestern |
| Berry, Ray | LB | 1993 | 8 | 2 | Baylor |
| Bernard, Rocky | DT | 2002- | 74 | 26 | Texas A&M |
| Bernard, Walter | CB | 2002-03 | 1 | 0 | New Mexico |
| Berti, Tony | G/T | 1998 | *0 | 0 | Colorado |
| Bickett, Duane | LB | 1994-95 | 22 | 1 | Southern California |
| Bierria, Terreal | S | 2002-04 | 30 | 12 | Georgia |
| Bitterlich, Don | K | 1976 | 3 | 0 | Temple |
| Blackmon, Harold | CB | 2001-02 | 9 | 0 | Northwestern |
| Blackmon, Robert | S | 1990-96 | 106 | 96 | Baylor |
| Blackshear, Jeff | G | 1993-95 | 47 | 21 | Northeast Louisiana |

| | | | | | |
|--------------------------|-----------|----------------|-----------|-----------|------------------------|
| Blackwood, Lyle | S | 1976 | 11 | 0 | Texas Christian |
| Blades, Bennie | S | 1997 | 10 | 9 | Miami |
| Blades, Brian | WR | 1988-98 | 156 | 122 | Miami |
| Bloedorn, Greg | G | 1997-99 | 12 | 0 | Cornell |
| Blue, Anthony | CB | 1987 | 3 | 0 | Nevada-Las Vegas |
| Bolcar, Ned | LB | 1990 | 5 | 0 | Notre Dame |
| Bolton, Andrew | RB | 1976 | 5 | 2 | Fisk |
| Borchardt, Jon | G/T | 1985-87 | 42 | 4 | Montana State |
| Bosworth, Brian | LB | 1987-89 | 24 | 24 | Oklahoma |
| Boulware, Michael | S | 2004- | 48 | 28 | Florida State |
| Bouyer, Willie | WR | 1989-90 | 1 | 0 | Michigan State |
| Bowman, Barry | P | 1987 | 1 | 0 | Louisiana Tech |
| Bownes, Fabien | WR | 1999-01 | 47 | 0 | Western Illinois |
| Boyd, Dennis | DE/DT/T | 1977-79, 81-82 | 59 | 27 | Oregon State |
| Boyd, Jerome | LB | 1983 | 5 | 0 | Oregon State |
| Bradley, Ed | LB | 1976 | 14 | 14 | Wake Forest |
| Branch, Deion | WR | 2006- | 14 | 13 | Louisville |
| Brandon, David | LB | 1993-94 | 20 | 0 | Memphis State |
| Brilz, Darrick | G/C | 1989-93 | 78 | 44 | Oregon State |
| Brinson, Larry | RB | 1980 | 8 | 0 | Florida |
| Brock, Lou | CB | 1988 | 1 | 0 | Southern California |
| Broussard, Steve | RB | 1995-98 | 58 | 2 | Washington State |
| Brown, Arnold | CB | 1987 | 2 | 0 | North Carolina Central |
| Brown, Chad | LB | 1997-2004 | 107 | 107 | Colorado |
| Brown, Dave | S/CB | 1976-86 | 159 | 159 | Michigan |
| Brown, Joe | DT | 2001-02 | 2 | 0 | Ohio State |
| Brown, Josh | K | 2003- | 64 | 0 | Nebraska |
| Brown, Reggie | FB | 1996-00 | 62 | 10 | Fresno State |
| Brown, Theotis | RB | 1981-83 | 22 | 7 | UCLA |
| Brown, Tony | CB | 1994-95 | 29 | 5 | Fresno State |
| Brown, Travis | QB | 2000 | 1 | 0 | Northern Arizona |
| Bryant, Beno | RB | 1994 | 2 | 0 | Washington |
| Bryant, Cullen | FB | 1983-84 | 19 | 5 | Colorado |
| Bryant, Jeff | DE/DT | 1982-93 | 175 | 167 | Clemson |
| Bullard, Louis | T | 1978-80 | 36 | 15 | Jackson State |
| Burleson, Nate | WR | 2006- | 16 | 7 | Nevada |
| Burnham, Tim | T | 1987-88 | 3 | 3 | Washington |
| Burse, Tony | FB | 1987 | 12 | 0 | Middle Tennessee State |
| Bush, Blair | C | 1983-88 | 82 | 78 | Washington |
| Butler, Chuck | LB | 1984 | 8 | 0 | Boise State |
| Butler, Hillary | LB | 1998 | 7 | 0 | Washington |
| Butler, Keith | LB | 1978-87 | 146 | 132 | Memphis State |
| Butler, Ray | WR | 1985-88 | 41 | 8 | Southern California |

C

| | | | | | |
|------------------|----|-------------|----|----|--------------------|
| Cain, Joe | LB | 1989-92, 97 | 68 | 13 | Oregon Tech |
| Caldwell, Tony | LB | 1987 | 1 | 1 | Washington |
| Campbell, Jack | T | 1982 | 1 | 0 | Utah |
| Canty, Chris | CB | 1999-00 | 26 | 2 | Kansas State |
| Carr, Roger | WR | 1982 | 9 | 2 | Louisiana Tech |
| Carter, Kerry | RB | 2003-04 | 32 | 0 | Stanford |
| Castor, Chris | WR | 1983-84 | 23 | 0 | Duke |
| Celestin, Oliver | S | 2006 | 13 | 0 | Texas Southern |
| Chadwick, Jeff | WR | 1989-91 | 39 | 0 | Grand Valley State |
| Charlton, Ike | CB | 2000-01 | 31 | 1 | Virginia Tech |
| Childs, Jason | G | 1993 | *0 | 0 | North Dakota |
| Clancy, Sam | DE | 1983 | 13 | 0 | Pittsburgh |
| Clark, Bernard | LB | 1991 | 2 | 0 | Miami |
| Clark, Greg | LB | 1992 | 12 | 0 | Arizona State |
| Clark, Louis | WR | 1987-92 | 55 | 15 | Mississippi State |
| Clarke, Ken | NT | 1988 | 16 | 1 | Syracuse |
| Clune, Don | WR | 1976 | 9 | 1 | Pennsylvania |
| Cochran, Antonio | DT | 1999-2004 | 84 | 32 | Georgia |
| Coder, Ron | G | 1976-77, 79 | 43 | 19 | Penn State |

C

| | | | | | |
|------------------------|-----------|--------------|----------|----------|---------------------|
| Coffield, Randy | LB | 1976 | 13 | 0 | Florida State |
| Coleman, Andre | WR | 1997 | 2 | 0 | Kansas State |
| Collins, Greg | LB | 1976 | 13 | 0 | Notre Dame |
| Collins, Mark | S | 1998 | 9 | 0 | Cal State-Fullerton |
| Colquitt, Jimmy | P | 1985 | 2 | 0 | Tennessee |
| Comeaux, Darren | LB | 1988-91 | 50 | 39 | Arizona State |
| Cook, Kerwin | WR | 2001 | *0 | 0 | Tulane |
| Cooke, Bill | DE/DT | 1978-80 | 34 | 3 | Massachusetts |
| Cooper, Chris | DT | 2006 | *0 | 0 | Nebraska-Omaha |
| Cooper, Marquis | LB | 2006- | 1 | 0 | Washington |
| Corley, Chris | TE | 1987 | 1 | 0 | South Carolina |
| Cortes, Julio | LB | 1987 | 3 | 3 | Miami |
| Cotton, Marcus | LB | 1991 | 3 | 0 | Southern California |
| Covington, Tony | S | 1995 | 11 | 0 | Virginia |
| Cowlings, Al | DE | 1976 | 1 | 0 | Southern California |
| Crawford, Rufus | RB | 1978 | 16 | 0 | Virginia State |
| Croel, Mike | DE | 1998 | 11 | 0 | Nebraska |
| Cronan, Peter | LB | 1977-79, 81 | 50 | 3 | Boston College |
| Crumpler, Carlester | TE | 1994-98 | 69 | 31 | East Carolina |
| Cryder, Bob | T | 1984-86 | 32 | 25 | Alabama |
| Cunningham, Ed | C | 1996 | 11 | 3 | Washington |
| Cunningham, T.J. | S | 1996 | 9 | 0 | Colorado |
| Curtis, Mike | LB | 1976 | 14 | 14 | Duke |

D

| | | | | | |
|-----------------------|-----------|----------------|-----------|-----------|-----------------------------|
| Daniels, David | WR | 1991-92 | 29 | 1 | Penn State |
| Daniels, Phillip | DE | 1996-99 | 60 | 41 | Georgia |
| Darby, Alvis | TE | 1976 | 1 | 0 | Florida |
| Darby, Chuck | DT | 2005- | 30 | 28 | South Carolina State |
| Darche, Jean-Philippe | LS | 2000-06 | 97 | 0 | McGill (Canada) |
| Davis, Anthony | LB | 1993 | 10 | 0 | Utah |
| Davis, Brian | CB | 1991-92 | 29 | 2 | Nebraska |
| Davis, Chris | FB | 2003-04 | 1 | 0 | Syracuse |
| Davis, Fred | CB | 1987 | 1 | 1 | Western Carolina |
| Davis, Harlan | CB | 1991 | 0 | 0 | Tennessee |
| Davis, Russell | DT | 2006- | 13 | 0 | North Carolina |
| Davis, Tyree | WR | 1997 | 14 | 1 | Central Arkansas |
| Dawkins, Sean | WR | 1999-00 | 32 | 29 | California |
| Dean, Konrad | T | 2002 | *0 | 0 | Akron |
| Dean, Vernon | S | 1988 | 16 | 0 | San Diego State |
| Dee, Donnie | TE | 1989 | 3 | 3 | Tulsa |
| Demarie, John | G | 1976 | 9 | 8 | Louisiana State |
| DeVita, Rob | LB | 1987 | 1 | 0 | Illinois Benedictine |
| Dickenson, Dave | QB | 2002 | 0 | 0 | Montana |
| Dilfer, Trent | QB | 2001-04 | 22 | 12 | Fresno State |
| Dion, Terry | DE | 1980 | 9 | 2 | Oregon |
| Dixon, Zachary | RB | 1983-84 | 26 | 2 | Temple |
| Dodge, Dedrick | S | 1991-92 | 25 | 0 | Florida State |
| Donaldson, Ray | C | 1993-94 | 32 | 32 | Georgia |
| Donnelly, Rick | P | 1990-91 | 19 | 0 | Wyoming |
| Doornink, Dan | FB/RB | 1979-85 | 92 | 44 | Washington State |
| Dorning, Dale | DE | 1987 | 3 | 3 | Oregon |
| Dorris, Andy | DE | 1977 | 4 | 1 | New Mexico State |
| Dove, Wes | DE | 1987 | 2 | 0 | Syracuse |
| Duckett, Forey | S | 1994 | 2 | 0 | Nevada |
| Dufek, Don | S | 1976-77, 79-84 | 95 | 6 | Michigan |
| Dugan, Bill | G | 1981-83 | 40 | 5 | Penn State |
| Dyson, Andre | CB | 2005 | 10 | 5 | Utah |

| | | | | | |
|----------------------|-----------|--------------|-----------|-----------|---------------------|
| Easley, Kenny | S | 1981-87 | 89 | 87 | UCLA |
| East, Ron | DT | 1977 | 14 | 14 | Montana State |
| Eaton, Chad | DT | 2001-02 | 32 | 32 | Washington State |
| Edmonds, Bobby Joe | RB/KR | 1986-88 | 42 | 0 | Arkansas |
| Edmunds, Ferrell | TE | 1993-94 | 23 | 23 | Maryland |
| Edwards, Antonio | DE | 1993-97 | 51 | 24 | Valdosta State |
| Edwards, Randy | DE/NT | 1984-87 | 52 | 4 | Alabama |
| Engram, Bobby | WR | 2001- | 80 | 43 | Penn State |
| Eisenhooth, John | NT | 1987 | 1 | 0 | Lock Haven |
| Eisenhooth, Stan | C | 1987-88 | 13 | 0 | Towson State |
| Eller, Carl | DE | 1979 | 16 | 8 | Minnesota |
| Eloms, Joey | CB | 1998-99 | 6 | 0 | Indiana |
| Engles, Rick | P | 1976-77 | 15 | 0 | Tulsa |
| Essink, Ron | T | 1980-85 | 83 | 70 | Grand Valley State |
| Evans, Doug | CB | 2002-03 | 18 | 0 | Louisiana Tech |
| Evans, Heath | FB | 2001-04 | 61 | 1 | Auburn |
| Evans, Norm | T | 1976-78 | 38 | 25 | Texas Christian |
| Evans, Russell | WR | 1987 | 1 | 0 | N.E. Missouri State |

F

| | | | | | |
|----------------------|-----------|--------------|-----------|-----------|--------------------------|
| Fairbanks, Don | DE | 1987 | 3 | 3 | Colorado |
| Fanning, Mike | DE | 1984 | 16 | 0 | Notre Dame |
| Farrell, Sean | G | 1992 | 6 | 0 | Penn State |
| Fauria, Christian | TE | 1995-01 | 103 | 72 | Colorado |
| Feagles, Jeff | P | 1998-02 | 80 | 0 | Miami |
| Feasel, Grant | C | 1987-93 | 91 | 51 | Abilene Christian |
| Fenner, Derrick | RB | 1989-91 | 32 | 23 | North Carolina |
| Ferguson, Duke | WR | 1977-79 | 33 | 8 | San Diego State |
| Fields, Scott | LB | 1999 | 2 | 0 | Southern California |
| Fifer, Bill | T | 1979 | *0 | 0 | West Texas State |
| Finzer, Dave | P | 1985 | 12 | 0 | DePauw |
| Fisher, Bryce | DE | 2005- | 32 | 31 | Air Force Academy |
| Flones, Brian | LB | 1981-82 | 13 | 0 | Washington State |
| Foley, Glenn | QB | 1999 | 2 | 1 | Boston College |
| Frank, Malcolm | CB | 1992 | 15 | 0 | Baylor |
| Franklin, Byron | WR | 1985-87 | 33 | 1 | Auburn |
| Franklin, Jethro | DE | 1989 | 7 | 1 | Fresno State |
| French, Rufus | TE | 1999-00 | *0 | 0 | Mississippi |
| Frier, Mike | DT | 1994 | 2 | 0 | Appalachian State |
| Friesz, John | QB | 1995-98 | 21 | 11 | Idaho |
| Fuller, Curtis | S | 2001-02 | 26 | 2 | Texas Christian |
| Fuller, Randy | CB | 1999 | 2 | 0 | Tennessee State |

G

| | | | | | |
|----------------------|-----------|--------------|-----------|----------|----------------------|
| Gaines, Greg | LB | 1981, 83-88 | 88 | 43 | Tennessee |
| Galloway, Joey | WR | 1995-99 | 71 | 67 | Ohio State |
| Gamache, Vince | P | 1986 | 16 | 0 | Cal State-Fullerton |
| Garcia, Frank | P | 1981 | 1 | 0 | Arizona |
| Gardner, Rich | CB | 2006- | *0 | 0 | Penn State |
| Geddes, Ken | LB | 1976-78 | 36 | 25 | Nebraska |
| Gelbaugh, Stan | QB | 1992-96 | 13 | 9 | Maryland |
| George, Jeff | QB | 2002 | 0 | 0 | Illinois |
| Gilbert, Gale | QB | 1985-86 | 25 | 2 | California |
| Glasgow, Nesby | S | 1988-92 | 77 | 30 | Washington |
| Glaze, Charles | CB | 1987 | 3 | 2 | South Carolina State |
| Glover, Kevin | C | 1998-99 | 14 | 14 | Maryland |
| Godfrey, Chris | G | 1988 | 9 | 2 | Michigan |
| Godfrey, Randall | LB | 2003 | 15 | 14 | Georgia |
| Graff, Neil | QB | 1976 | *0 | 0 | Wisconsin |
| Graham, David | DE/NT | 1982, 1987 | 6 | 2 | Morehouse |
| Graham, Derrick | G | 1996-97 | 25 | 25 | Appalachian State |
| Graham, Jay | RB | 2001 | 11 | 0 | Tennessee |

G

| | | | | | |
|----------------------|------------|--------------|------------|------------|---------------------|
| Graham, Jeff | QB | 1993-94 | *0 | 0 | Long Beach State |
| Grant, Will | C | 1986 | 7 | 6 | Kentucky |
| Gray, Carlton | CB | 1993-96 | 53 | 45 | UCLA |
| Gray, Chris | G/C | 1998- | 142 | 129 | Auburn |
| Gray, Oscar | FB | 1996-97 | 9 | 0 | Arkansas |
| Green, Ahman | RB | 1998-99 | 30 | 0 | Nebraska |
| Green, Boyce | RB | 1987 | 2 | 2 | Carson-Newman |
| Green, Jacob | DE | 1980-91 | 178 | 176 | Texas A&M |
| Green, Jessie | WR | 1979-80 | 23 | 0 | Tulsa |
| Green, Marcus | DT | 2006- | 2 | 0 | Ohio State |
| Green, Paul | TE | 1992-94 | 35 | 23 | Southern California |
| Green, Sammy | LB | 1976-79 | 60 | 44 | Florida |
| Green, Tony | KR | 1979 | 11 | 0 | Florida |
| Greene, Andrew | G | 1998 | 4 | 0 | Indiana |
| Greene, Danny | WR | 1985 | 4 | 0 | Washington |
| Greene, David | QB | 2005- | *0 | 0 | Georgia |
| Gregory, Bill | DE/DT | 1978-80 | 47 | 43 | Wisconsin |
| Griffith, Russell | P | 1987 | 2 | 0 | Weber State |

H

| | | | | | |
|-------------------------|-----------|--------------|-----------|-----------|-----------------------|
| Habib, Brian | G | 1998-99 | 32 | 32 | Washington |
| Hackett, D.J. | WR | 2004- | 27 | 8 | Colorado |
| Hackett, Dino | LB | 1993 | 3 | 0 | Appalachian State |
| Hagen, Mike | FB | 1987 | 2 | 1 | Montana |
| Hagler, Scott | K | 1987 | 2 | 0 | South Carolina |
| Hamdan, Gibran | QB | 2006 | *0 | 0 | Indiana |
| Hamlin, Ken | S | 2003-06 | 54 | 52 | Arkansas |
| Hand, Norman | DT | 2003 | 6 | 5 | Mississippi |
| Hanks, Merton | S | 1999 | 12 | 2 | Iowa |
| Hannam, Ryan | TE | 2002-05 | 52 | 5 | Northern Iowa |
| Hanousek, Matt | T/G | 1987 | 3 | 3 | Utah State |
| Hansen, Don | LB | 1976 | 2 | 0 | Illinois |
| Harden, Michael | CB | 2004-05 | 4 | 0 | Missouri |
| Hardy, Andre | FB | 1985 | 3 | 1 | St. Mary's |
| Hardy, Darryl | LB | 1997 | 2 | 0 | Tennessee |
| Hardy, Robert | DT | 1979-82 | 54 | 53 | Jackson State |
| Harmon, Kevin | RB | 1988-89 | 9 | 0 | Iowa |
| Harper, Dwayne | CB | 1988-93 | 94 | 76 | South Carolina State |
| Harris, Corey | CB | 1995-96 | 32 | 32 | Vanderbilt |
| Harris, Elroy | RB | 1989 | 14 | 0 | Eastern Kentucky |
| Harris, Franco | FB | 1984 | 8 | 6 | Penn State |
| Harris, John | S | 1978-85 | 119 | 112 | Arizona State |
| Harris, Richard | DE/DT | 1976-77 | 28 | 24 | Grambling |
| Harris, Ronnie | WR | 1994-98 | 44 | 0 | Oregon |
| Harrison, Martin | DE | 1997 | 8 | 0 | Washington |
| Hart, Roy | NT | 1988-89 | 16 | 1 | South Carolina |
| Hasselbeck, Matt | QB | 2001- | 87 | 80 | Boston College |
| Hauck, Tim | S | 1997 | 16 | 0 | Montana |
| Hayes, Eric | DT | 1990-91 | 21 | 3 | Florida State |
| Heck, Andy | T/G | 1989-93 | 77 | 70 | Notre Dame |
| Heller, Ron | TE | 1990, 92 | 32 | 16 | Oregon State |
| Heller, Will | TE | 2006- | 16 | 0 | Georgia Tech |
| Heppner, Kris | K | 2000 | 4 | 0 | Montana |
| Hernandez, Matt | T | 1983 | 8 | 1 | Purdue |
| Hernndon, Kelly | CB | 2005-06 | 28 | 22 | Toledo |
| Herrera, Efren | K | 1978-81 | 60 | 0 | UCLA |
| Hicks, Mark | LB | 1983 | 10 | 1 | Arizona State |
| Hill, James | TE | 2000 | 10 | 0 | Abilene Christian |
| Hill, Leroy | LB | 2005- | 30 | 24 | Clemson |
| Hill, Matt | T | 2002-03 | 27 | 2 | Boise State |
| Hilliard, John | DE | 2000-02 | 27 | 11 | Mississippi State |
| Hines, Andre | T | 1980 | 9 | 0 | Stanford |

| | | | | | |
|---------------------|-----------|--------------|-----------|----------|-----------------------|
| Hire, Doug | C | 1987 | 3 | 1 | Linfield |
| Hitchcock, Bill | T/G | 1991-94 | 51 | 39 | Purdue |
| Hoaglin, Fred | C | 1976 | 13 | 7 | Pittsburgh |
| Hobbs, Daryl | WR | 1997 | 10 | 0 | Pacific |
| Hollie, Doug | DE | 1987-88 | 5 | 0 | Southern Methodist |
| Hollis, David | CB/S | 1987-89 | 27 | 0 | Nevada-Las Vegas |
| Howard, Ron | TE | 1976-78 | 42 | 36 | Seattle |
| Howell, John | S | 2005 | 10 | 0 | Colorado State |
| Huard, Brock | QB | 1999-01 | 6 | 4 | Washington |
| Hudson, Gordon | TE | 1986 | 16 | 4 | Brigham Young |
| Huff, Orlando | LB | 2001-04 | 55 | 23 | Fresno State |
| Hughes, David | FB | 1981-85 | 69 | 27 | Boise State |
| Hughes, Van D | T | 1987 | 1 | 1 | Southwest Texas State |
| Hunter, Al | RB/FB | 1977-80 | 53 | 5 | Notre Dame |
| Hunter, John | G | 1992 | 5 | 3 | Brigham Young |
| Hunter, Patrick | CB | 1986-94 | 120 | 99 | Nevada-Reno |
| Hunter, Pete | CB | 2006- | ^0 | 0 | Virginia Union |
| Hunter, Wayne | T | 2003- | 2 | 0 | Hawaii |
| Hutchinson, Steve | G | 2001-05 | 68 | 68 | Michigan |
| Hyde, Glenn | C | 1986 | 3 | 0 | Pittsburgh |

I

| | | | | | |
|----------------|----|---------|----|---|-------------|
| Innocent, Dou | WR | 1996 | 4 | 0 | Mississippi |
| Irvin, Darrell | DE | 1983 | 16 | 0 | Oklahoma |
| Ivory, Horace | RB | 1981-82 | 12 | 0 | Oklahoma |

J

| | | | | | |
|------------------------|-----------|----------------|------------|------------|-------------------------|
| Jackson, Darrell | WR | 2000-06 | 96 | 90 | Florida |
| Jackson, Harold | WR | 1983 | 15 | 6 | Jackson State |
| Jackson, Joe | LB | 1987 | 3 | 0 | San Francisco State |
| Jackson, Michael | LB | 1979-86 | 105 | 78 | Washington |
| Jackson, Terry | CB | 1984-85 | 32 | 0 | San Diego State |
| James, Toran | LB | 1998 | *0 | 0 | North Carolina A&T |
| Jefferson, James | CB | 1989-93 | 58 | 3 | Texas A&I |
| Jenkins, Marcus | G | 2000 | *0 | 0 | Central Florida |
| Jenkins, Melvin | CB | 1987-90 | 60 | 20 | Cincinnati |
| Jennings, Kelly | CB | 2006- | 16 | 2 | Miami |
| Jodat, Jim | FB | 1980-81 | 28 | 18 | Carthage |
| Johns, Paul | WR | 1981-84 | 40 | 18 | Tulsa |
| Johnson, Dustin | FB | 1999 | 1 | 0 | Brigham Young |
| Johnson, Gregory | CB | 1981-83, 86 | 56 | 3 | Oklahoma State |
| Johnson, Johnnie | S | 1989 | 3 | 1 | Texas |
| Johnson, M.L. | LB | 1987-89 | 37 | 9 | Hawaii |
| Johnson, Norm | K | 1982-90 | 134 | 0 | UCLA |
| Johnson, Tracy | FB | 1992-95 | 63 | 15 | Clemson |
| Jolley, Gordon | G/T | 1976-77 | 26 | 15 | Utah |
| Jones, Donnie | P | 2004 | 6 | 0 | Louisiana State |
| Jones, Ernie | CB | 1976 | 9 | 3 | Miami |
| Jones, Horace | DE | 1977 | 1 | 0 | Louisville |
| Jones, James | FB | 1989-92 | 50 | 7 | Florida |
| Jones, Mike | LB | 1977 | 12 | 0 | Jackson State |
| Jones, Mike | TE | 1992 | 4 | 1 | Texas A&M |
| Jones, Rod | TE | 1989 | 4 | 0 | Washington |
| Jones, Selwyn | CB | 1995-96 | 31 | 1 | Colorado State |
| Jones, Walter | T | 1997- | 153 | 153 | Florida State |
| Joppru, Ben | TE | 2006- | 5 | 0 | Michigan |
| Jordan, Charles | WR | 1999 | 4 | 1 | Long Beach City College |
| Joseph, Kerry | S | 1998-01 | 56 | 14 | McNeese State |
| Joyce, Matt | G | 1995 | 16 | 13 | Richmond |
| Juma, Kevin | WR | 1987 | 3 | 2 | Idaho |
| Junior, E.J. | LB | 1992-93 | 9 | 0 | Alabama |
| Junkin, Trey | TE | 1990-95 | 92 | 2 | Louisiana Tech |
| Jurevicius, Joe | WR | 2005 | 16 | 12 | Penn State |
| Justin, Kerry | CB | 1978-83, 86-87 | 105 | 35 | Oregon State |

K

| | | | | | |
|--------------------------|-----------|--------------|-----------|----------|----------------------|
| Kacyvenski, Isaiah | LB | 2000-06 | 90 | 22 | Harvard |
| Kaiser, John | LB | 1984-86 | 48 | 0 | Arizona |
| Kane, Tommy | WR | 1988-92 | 46 | 26 | Syracuse |
| Kasay, John | K | 1991-94 | 64 | 0 | Georgia |
| Kashama, Alain | DE | 2005 | 1 | 0 | Michigan |
| Kasper, Kevin | WR | 2002 | 3 | 0 | Iowa |
| Kauahi, Kani | C | 1982-86 | 60 | 5 | Hawaii |
| Kaumeier, Thom | S | 1989-90 | 8 | 0 | Oregon |
| Keel, Mark | TE | 1987 | 3 | 3 | Arizona |
| Keim, Mike | T | 1992-95 | 27 | 0 | Brigham Young |
| Kelly, Jeff | QB | 2002 | *0 | 0 | Southern Mississippi |
| Kelly, Maurice | S | 2000-01 | 24 | 3 | East Tennessee State |
| Kemp, Jeff | QB | 1987-91 | 55 | 7 | Dartmouth |
| Kendall, Pete | G | 1996-00 | 76 | 75 | Boston College |
| Kennedy, Cortez | DT | 1990-00 | 167 | 153 | Miami |
| Killens, Terry | LB | 2002 | 3 | 0 | Penn State |
| King, Lamar | DE | 1999-2003 | 57 | 37 | Saginaw Valley State |
| Kinlaw, Reggie | NT | 1985-86 | 30 | 5 | Oklahoma |
| Kirkland, Levon | LB | 2001 | 16 | 16 | Clemson |
| Kirtman, David | FB | 2006- | *0 | 0 | USC |
| Kitna, Jon | QB | 1997-00 | 39 | 33 | Central Washington |
| Koonce, George | LB | 2000 | 16 | 16 | East Carolina |
| Koutouvides, Niko | LB | 2004- | 44 | 2 | Purdue |
| Kraayeveld, Dave | DE/DT | 1978 | 12 | 0 | Milton |
| Krieg, Dave | QB | 1980-91 | 129 | 116 | Milton |
| Kuehn, Art | C/G | 1976-82 | 98 | 33 | UCLA |
| Kyle, Jason | LB | 1995-98 | 48 | 0 | Arizona |

L

| | | | | | |
|-----------------------|-----------|--------------|-----------|-----------|-----------------------------|
| LaBounty, Matt | DE | 1996-01 | 65 | 9 | Oregon |
| Lambert, Dion | S | 1994-95 | 1 | 1 | UCLA |
| Lane, Eric | FB/RB | 1981-87 | 97 | 12 | Brigham Young |
| Largent, Steve | WR | 1976-89 | 200 | 197 | Tulsa |
| Laughton, Jim | TE | 1986 | 6 | 0 | San Diego State |
| Laury, Lance | LB | 2006- | 8 | 0 | South Carolina |
| Lavine, Paul | LB | 1987 | 3 | 1 | Utah State |
| Le Bel, Harper | TE | 1989 | 16 | 0 | Colorado State |
| Lee, Ronnie | T | 1990-92 | 34 | 21 | Baylor |
| Lewis, D.D. | LB | 2002-06 | 48 | 18 | Texas |
| Lewis, Will | CB | 1980-81 | 26 | 0 | Millersville State |
| Leyboldt, John | K | 1976-78 | 25 | 0 | No College |
| Lincoln, Jeremy | CB | 1997 | 12 | 3 | Tennessee |
| Lindell, Rian | K | 2000-02 | 44 | 0 | Washington State |
| Lindley, David | QB | 1987 | *0 | 0 | Infield |
| Locklear, Sean | T | 2004- | 42 | 26 | North Carolina State |
| Logan, James | LB | 1995-00 | 63 | 4 | Memphis |
| Long, Doug | WR | 1977-78 | 16 | 0 | Whitworth |
| Loville, Derek | RB | 1990-91 | 27 | 1 | Oregon |
| Lucas, Ken | CB | 2001-04 | 62 | 47 | Mississippi |
| Lurtsema, Bob | DE/DT | 1976-77 | 27 | 25 | Western Michigan |
| Lynch, Tom | G | 1977-80 | 60 | 48 | Boston College |
| Lytle, Matt | QB | 2000 | 1 | 0 | Pittsburgh |

M

| | | | | | |
|------------------|------|---------|----|----|---------------|
| McAlister, Ken | S | 1982-83 | 11 | 0 | San Francisco |
| McBride, Tod | CB | 2004 | *0 | 0 | UCLA |
| McCleary, Norris | DT | 2002 | *0 | 0 | East Carolina |
| McCloughan, Dave | CB/S | 1993-94 | 28 | 12 | Colorado |
| McCrary, Michael | DE | 1993-96 | 58 | 13 | Wake Forest |

| | | | | | |
|------------------------|-----------|--------------|-----------|-----------|-----------------------|
| McCullum, Sam | WR | 1976-81 | 91 | 78 | Montana State |
| McCutcheon, Lawrence | FB | 1980 | 8 | 1 | Colorado State |
| McDaniel, Terry | CB | 1998 | 9 | 0 | Tennessee |
| McElroy, Vann | S | 1990 | 10 | 0 | Baylor |
| McEndoo, Jason | C | 1998 | 1 | 0 | Washington State |
| McGrath, Mark | WR | 1981 | 6 | 0 | Montana State |
| McGwire, Dan | QB | 1991-94 | 12 | 5 | San Diego State |
| McIntosh, Chris | T | 2000- | 24 | 13 | Wisconsin |
| McKenzie, Reggie | G | 1983-84 | 24 | 22 | Michigan |
| McKinnis, Hugh | FB | 1976 | 11 | 5 | Arizona State |
| McKnight, James | WR | 1994-98 | 60 | 7 | Liberty |
| McMakin, John | TE | 1976 | 12 | 1 | Clemson |
| McMillan, Eddie | CB | 1976-77 | 28 | 28 | Florida State |
| McMillian, Henry | DE | 1995-96 | 4 | 0 | Florida |
| McNeal, Travis | TE | 1989-91 | 48 | 24 | Tennessee-Chattanooga |
| McShane, Charles | LB | 1977-79 | 29 | 0 | California Lutheran |
| McVeigh, John | LB | 1987 | 3 | 3 | Miami |
| Mack, Kim | S | 1987 | 1 | 0 | Florida State |
| Mangiero, Dino | NT | 1984 | 15 | 0 | Rutgers |
| Manuel, Marquand | S | 2004-05 | 31 | 11 | Florida |
| Marinara, Ed | FB | 1977 | 2 | 0 | Cornell |
| Martin, Amos | LB | 1977 | 2 | 0 | Louisville |
| Martin, Kelvin | WR | 1993-94 | 32 | 29 | Boston College |
| Mathison, Bruce | QB | 1987 | 3 | 2 | Nebraska |
| Mattes, Ron | T | 1986-90 | 75 | 59 | Virginia |
| Matthews, Al | S | 1976 | 14 | 14 | Texas A&I |
| Mawae, Kevin | C/G | 1994-97 | 62 | 59 | Louisiana State |
| Maxwell, Vernon | LB | 1989 | 9 | 7 | Arizona State |
| May, Deems | TE | 1997-99 | 47 | 0 | North Carolina |
| Mayes, Derrick | WR | 1999-00 | 28 | 23 | Notre Dame |
| Mayes, Rueben | RB | 1992-93 | 17 | 0 | Washington State |
| Merriman, Sam | LB | 1983-87 | 71 | 1 | Idaho |
| Metzelaars, Pete | TE | 1982-84 | 34 | 13 | Wabash |
| Mili, Itula | TE | 1998-06 | 114 | 43 | Brigham Young |
| Millard, Bryan | G/T | 1984-91 | 121 | 99 | Texas |
| Millard, Keith | DT | 1992 | 2 | 0 | Washington State |
| Miller, Darrin | LB | 1988-89 | 32 | 0 | Tennessee |
| Miller, Donald | LB | 1990 | 7 | 0 | Idaho State |
| Miller, Keith | LB | 2002 | 7 | 0 | California |
| Miller, Terry | RB | 1981 | 1 | 0 | Oklahoma State |
| Milne, Brian | FB | 1999 | 10 | 0 | Penn State |
| Minor, Vic | S | 1980-81 | 20 | 0 | Northeast Louisiana |
| Miranda, Paul | CB | 2000-01 | 12 | 2 | Central Florida |
| Mirer, Rick | QB | 1993-96 | 55 | 51 | Notre Dame |
| Mitchell, Brandon | DE | 2002-04 | 34 | 8 | Texas A&M |
| Mitz, Alonzo | DE | 1986-89 | 40 | 7 | Florida |
| Montgomery, Glenn | DT | 1996 | 7 | 1 | Houston |
| Moody, Michael | T | 1994 | *0 | 0 | Southern California |
| Moon, Warren | QB | 1997-98 | 25 | 24 | Washington |
| Moore, Alvin | RB | 1987 | 1 | 0 | Arizona State |
| Moore, Jeff | RB | 1979-81 | 32 | 3 | Jackson State |
| Moore, Mark | S | 1987 | 5 | 0 | Oklahoma State |
| Moore, Rashad | DT | 2003-04 | 30 | 18 | Tennessee |
| Morris, Maurice | RB | 2002- | 74 | 11 | Oregon |
| Morris, Michael | LS | 1990 | 4 | 0 | N.E. Missouri State |
| Morris, Randall | LB | 1984-88 | 61 | 2 | Tennessee |
| Morton, Michael | RB | 1987 | 2 | 0 | Nevada-Las Vegas |
| Moss, Winston | LB | 1995-97 | 46 | 46 | Miami |
| Moyer, Paul | S | 1983-89 | 98 | 30 | Arizona State |
| Munson, Bill | QB | 1976 | 6 | 0 | Utah State |
| Murphy, Kevin | LB | 1993 | 14 | 10 | Oklahoma |
| Myer, Steve | QB | 1976-80 | 13 | 4 | New Mexico |
| Myles, DeShone | LB | 1998-00 | 16 | 7 | Nevada |

N

| | | | | | |
|------------------|-------|-------------|-----|-----|----------------|
| Nash, Joe | DT/NT | 1982-96 | 218 | 169 | Boston College |
| Nelson, Ralph | RB | 1976 | 7 | 3 | No College |
| Newbill, Richard | LB | 1990-92 | 10 | 0 | Miami |
| Newton, Bob | G | 1976-81 | 82 | 66 | Nebraska |
| Niehaus, Steve | DE/DT | 1976-78 | 36 | 20 | Notre Dame |
| Norman, Dennis | T | 2001-04 | 1 | 0 | Princeton |
| Norman, Joe | LB | 1979-81, 83 | 50 | 10 | Indiana |
| Norman, Todd | G | 1995 | *0 | 0 | Notre Dame |

O

| | | | | | |
|---------------------|-----------|--------------|-----------|----------|-----------------|
| O'Brien, Mike | S | 1979 | 3 | 0 | California |
| O'Callaghan, John | TE | 1987 | 1 | 0 | San Diego State |
| Obomanu, Ben | WR | 2006- | ^0 | 0 | Auburn |
| Okeafor, Chike | DE | 2003-04 | 32 | 32 | Purdue |
| Olds, Bill | FB | 1976 | 1 | 1 | Nebraska |
| Orns, Fred | LB | 1987 | 2 | 0 | Chapman College |
| Overhauser, Chad | G | 2000 | *0 | 0 | UCLA |
| Owens, Rich | DE | 2002 | 3 | 0 | Lehigh |

P

| | | | | | |
|--------------------------|-----------|----------------|-----------|-----------|------------------------|
| Packer, Walter | CB/KR | 1977 | 10 | 0 | Mississippi State |
| Palepoi, Anton | DE | 2002-04 | 21 | 1 | Nevada-Las Vegas |
| Pardridge, Curt | WR | 1987 | 3 | 0 | Northern Illinois |
| Parker, Riddick | DT | 1997-00 | 51 | 19 | North Carolina |
| Parros, Rick | FB/RB | 1985, 87 | 5 | 1 | Utah State |
| Parry, Josh | FB | 2006- | 8 | 0 | San Jose State |
| Peets, Brian | TE | 1978-79 | 25 | 14 | Pacific |
| Penchion, Bob | G | 1976 | 13 | 13 | Alcorn A&M |
| Perryman, Dean | C | 1987 | 1 | 0 | Washington |
| Peterson, Julian | LB | 2006- | 16 | 16 | Michigan State |
| Peterson, Todd | K | 1995-99 | 80 | 0 | Georgia |
| Plackemeier, Ryan | P | 2006- | 16 | 0 | Wake Forest |
| Pollard, Robert | DE | 2005-06 | 1 | 0 | Texas Christian |
| Polowski, Larry | LB | 1979 | 14 | 0 | Boise State |
| Ponder, Willie | WR | 2006 | 6 | 0 | SE Missouri State |
| Porter, Rufus | LB | 1988-94 | 98 | 67 | Southern |
| Powell, Alvin | G | 1987-88 | 18 | 0 | Winston-Salem State |
| Pratt, Robert | G | 1982-85 | 52 | 52 | North Carolina |
| Preece, Steve | S | 1977 | 14 | 14 | Oregon State |
| Price, Ernie | DE | 1978-79 | 16 | 15 | Texas A&I |
| Pritchard, Mike | WR | 1996-99 | 62 | 41 | Colorado |
| Proehl, Ricky | WR | 1995-96 | 24 | 7 | Wake Forest |
| Pruitt, Etric | S | 2005 | 6 | 0 | Southern Mississippi |

R

| | | | | | |
|-----------------------|-----------|--------------|-----------|----------|--------------------------|
| Rackley, Derek | LS | 2006- | 15 | 0 | Minnesota |
| Raible, Steve | WR | 1976-81 | 83 | 8 | Georgia Tech |
| Ramsey, Greg | DE | 1987 | 2 | 0 | Fresno State |
| Randall, Curtis | LB | 2004 | 4 | 0 | Louisiana Tech |
| Randle, John | DT | 2001-03 | 43 | 35 | Texas A&I |
| Rayhle, Fred | TE | 1977 | 2 | 0 | Tenn-Chattanooga |
| Reece, Geoff | C | 1977 | 5 | 0 | Washington State |
| Rennaker, Terry | LB | 1980 | 15 | 0 | Stanford |
| Rice, Jerry | WR | 2004 | 11 | 9 | Mississippi Valley State |
| Richard, Kris | CB | 2002-04 | 38 | 1 | Southern California |
| Richards, Howard | T | 1987 | 2 | 2 | Missouri |
| Richardson, C.J. | S | 1997 | 15 | 0 | Miami |
| Richardson, Kyle | P | 1997 | 2 | 0 | Arkansas State |

| | | | | | |
|---------------------|-----------|--------------|-----------|----------|------------------------|
| Richards, Howard | T | 1987 | 2 | 2 | Missouri |
| Richardson, C.J. | S | 1997 | 15 | 0 | Miami |
| Richardson, Kyle | P | 1997 | 2 | 0 | Arkansas State |
| Ridle, Elston | DE | 1989 | 2 | 0 | Nevada-Reno |
| Riley, Patrick | DT | 1996 | *0 | 0 | Miami |
| Roberts, Ray | T | 1992-95 | 57 | 46 | Virginia |
| Robertson, Marcus | S | 2001-02 | 27 | 27 | Iowa State |
| Robinson, Damien | S | 2003-04 | 15 | 4 | Iowa |
| Robinson, Eugene | S | 1985-95 | 170 | 152 | Colgate |
| Robinson, Koren | WR | 2001-04 | 57 | 52 | North Carolina State |
| Robinson, Rafael | S | 1992-95 | 51 | 5 | Wisconsin |
| Robinson, Shelton | LB | 1982-85 | 56 | 35 | North Carolina |
| Roche, Alden | DE | 1977-78 | 21 | 12 | Southern |
| Rodenhauser, Mark | LS | 1999 | 8 | 0 | Illinois State |
| Rodgers, Tyrone | DT | 1992-94 | 37 | 0 | Washington |
| Rodriguez, Ruben | P | 1987-89 | 44 | 0 | Arizona |
| Rogers, Charlie | RB/KR | 1999-01 | 41 | 0 | Georgia Tech |
| Romes, Charles | CB | 1987 | *0 | 0 | North Carolina Central |
| Ross, Dan | TE | 1985 | 10 | 5 | Northeastern |
| Ross, Gerard | CB | 2006- | *0 | 0 | Florida State |
| Ross, Oliver | RB | 1976 | 14 | 10 | Alabama A&M |
| Rouen, Tom | P | 2003-05 | 32 | 0 | Colorado |
| Rusk, Reggie | CB | 1997-98 | 2 | 0 | Kentucky |

S

| | | | | | |
|-----------------------|----------|----------------|-----------|-----------|----------------------|
| Sager, Ken | TE | 1987 | 3 | 1 | Western Washington |
| Saleaumua, Dan | DT | 1997-98 | 27 | 15 | Arizona State |
| Salisbury, Sean | QB | 1986 | *0 | 0 | Southern California |
| Sandifer, Bill | DT | 1977-78 | 16 | 15 | UCLA |
| Sanford, Rick | S | 1985 | 5 | 0 | South Carolina |
| Sawyer, John | TE | 1977-78, 80-82 | 65 | 39 | Southern Mississippi |
| Scales, Dwight | WR | 1984 | 4 | 0 | Grambling |
| Scholtz, Bruce | LB | 1982-88 | 96 | 95 | Texas |
| Schreiber, Adam | G | 1984 | 6 | 0 | Texas |
| Scobey, Josh | RB | 2005-06 | 28 | 0 | Kansas State |
| Scoggins, Ron | T | 1987 | 3 | 0 | Nevada-Las Vegas |
| Seigler, Dexter | CB | 1996-97 | 14 | 0 | Miami |
| Sevy, Jeff | G/T | 1979-80 | 19 | 5 | California |
| Sharper, Jamie | LB | 2005 | 8 | 8 | Virginia |
| Shaw, Bobby | WR | 1998 | 1 | 0 | California |
| Shaw, Rickie | T | 1993 | *0 | 0 | North Carolina |
| Simmons, Anthony | LB | 1998-2004 | 86 | 79 | Clemson |
| Simonson, Dave | T | 1976 | 5 | 0 | Minnesota |
| Simpson, Keith | CB/S | 1978-85 | 108 | 70 | Memphis State |
| Sims, David | FB/RB | 1977-79 | 29 | 12 | Georgia Tech |
| Sims, Jack | G | 1987 | 3 | 2 | Hawaii |
| Sims, Rob | G | 2006- | 14 | 3 | Ohio State |
| Sinclair, Michael | DE | 1991-01 | 144 | 114 | Eastern New Mexico |
| Singer, Curt | T | 1986, 90-91 | 24 | 0 | Tennessee |
| Skansi, Paul | WR | 1984-91 | 100 | 2 | Washington |
| Skow, Jim | DE | 1991 | 11 | 1 | Nebraska |
| Smith, Dallis | S | 1987 | 3 | 3 | Valdosta State |
| Smith, Darrin | LB | 1998-99 | 28 | 27 | Miami |
| Smith, Lamar | RB | 1994-97 | 43 | 4 | Houston |
| Smith, Sherman | RB | 1976-82 | 82 | 68 | Miami, Ohio |
| Smith, Steve | FB | 1994-95 | 25 | 7 | Penn State |
| Snell, Donald | WR | 1987 | 1 | 0 | Virginia Tech |
| Spagnola, John | TE | 1988 | 16 | 4 | Yale |
| Speer, Del | S | 1994 | 1 | 0 | Florida |
| Spencer, Chris | C | 2005- | 25 | 13 | Mississippi |

S

| | | | | | |
|---------------------|-----------|--------------|------------|------------|--------------------|
| Springs, Shawn | CB | 1997-03 | 93 | 88 | Ohio State |
| Spitulski, Bob | LB | 1992-94 | 26 | 1 | Central Florida |
| Stark, Chad | FB | 1987 | 2 | 0 | North Dakota State |
| Stark, Rohn | P | 1997 | 4 | 0 | Florida State |
| Stephens, Rod | LB | 1989-94 | 75 | 34 | Georgia Tech |
| Stevens, Jerramy | TE | 2002-06 | 71 | 26 | Washington |
| Stewart, Russell | TE | 2001 | *0 | 0 | Stanford |
| Stokes, Eric | S | 1997-98 | 11 | 0 | Nebraska |
| Stouffer, Kelly | QB | 1988-92 | 22 | 16 | Colorado State |
| Stowe, Tyronne | LB | 1995 | 6 | 6 | Rutgers |
| Streater, Rahmaan | DE | 2000 | *0 | 0 | Richmond |
| Strong, Mack | FB | 1994- | 196 | 106 | Georgia |
| Strozier, Wilbur | TE | 1987 | 12 | 3 | Georgia |
| Sutherland, Doug | DT | 1981 | 16 | 6 | Wisconsin-Superior |
| Sweeney, Jim | C | 1995 | 16 | 16 | Pittsburgh |

T

| | | | | | |
|------------------------|-----------|----------------|-----------|-----------|-------------------------|
| Tafoya, Joe | DE | 2005-06 | 28 | 1 | Arizona |
| Tapp, Darryl | DE | 2006- | 16 | 0 | Virginia Tech |
| Tatupu, Lofa | LB | 2005- | 32 | 32 | USC |
| Taylor, Bobby | CB | 2004 | 9 | 0 | Notre Dame |
| Taylor, Cordell | CB | 1999 | 2 | 0 | Hampton |
| Taylor, Terry | CB | 1984-88, 94 | 79 | 55 | Southern Illinois |
| Teal, Jimmy | WR | 1987-88 | 6 | 2 | Texas A&M |
| Terrill, Craig | DT | 2004- | 31 | 0 | Purdue |
| Terry, Chris | T | 2002-04 | 25 | 23 | Georgia |
| Terry, Joe | LB | 1987 | 2 | 0 | Cal State-Hayward |
| Terry, Tim | LB | 2000-02 | 38 | 8 | Temple |
| Testerman, Don | FB | 1976-78 | 44 | 26 | Clemson |
| Thomas, Doug | WR | 1991-93 | 39 | 4 | Clemson |
| Thomas, Fred | CB | 1996-99 | 45 | 5 | Tennessee-Martin |
| Thomas, Garth | G | 1987 | 1 | 1 | Washington |
| Thomas, Ricky | S | 1987 | 1 | 1 | Alabama |
| Thomas, Robb | WR | 1992-95 | 62 | 3 | Oregon State |
| Thomas, Rodell | LB | 1981-82 | 19 | 1 | Alabama State |
| Tice, Mike | TE | 1981-88, 90-91 | 130 | 83 | Maryland |
| Tipton, Dave | DE | 1976 | 12 | 12 | Stanford |
| Tipton, Rico | LB | 1987 | 3 | 2 | Washington State |
| Tobeck, Robbie | C | 2000-06 | 92 | 88 | Washington State |
| Tofflemire, Joe | C | 1989-94 | 33 | 16 | Arizona |
| Tongue, Reggie | S | 2000-03 | 62 | 52 | Oregon State |
| Torretta, Gino | QB | 1996-97 | 1 | 0 | Miami |
| Treggs, Brian | WR | 1992 | 2 | 0 | California |
| Trufant, Marcus | CB | 2003- | 62 | 62 | Washington State |
| Tuatagaloa, Natu | DE | 1992-93 | 30 | 15 | California |
| Tubbs, Marcus | DT | 2004- | 29 | 16 | Texas |
| Tuiasosopo, Manu | DT/DE/NT | 1979-83 | 73 | 64 | UCLA |
| Turner, Daryl | WR | 1984-87 | 59 | 40 | Michigan State |
| Turner, Kevin | LB | 1981 | 8 | 0 | Pacific |
| Tuten, Rick | P | 1991-97 | 101 | 0 | Florida State |
| Tyler, Robert | TE | 1989 | 9 | 9 | South Carolina State |

U

| | | | | | |
|-----------------|----|---------|----|---|-----------|
| Unverzagt, Eric | LB | 1996-97 | 9 | 0 | Wisconsin |
| Urban, Jerheme | WR | 2003-05 | 10 | 2 | Trinity |

V

| | | | | | |
|-------------|----|---------|----|---|----------|
| Vaughn, Jon | RB | 1993-94 | 26 | 2 | Michigan |
|-------------|----|---------|----|---|----------|

W

| | | | | | |
|------------------------|-----------|--------------|-----------|-----------|--------------------------|
| Wagner, Vince | K | 1981 | *0 | 0 | Northwestern, Minnesota |
| Waits, Alex | P | 1991 | 3 | 0 | Texas |
| Walker, Brian | S | 1999 | 5 | 0 | Washington State |
| Walker, Byron | WR | 1982-86 | 58 | 3 | Citadel |
| Walker, Tim | LB | 1980 | 16 | 0 | Savannah State |
| Wallace, Seneca | QB | 2003- | 14 | 4 | Iowa State |
| Wallace, Taco | WR | 2003-04 | 4 | 0 | Kansas State |
| Walsh, Jim | FB | 1980 | 4 | 0 | San Jose State |
| Walter, Ken | P | 2004 | 6 | 0 | Kent State |
| Warner, Curt | RB | 1983-89 | 93 | 92 | Penn State |
| Warren, Chris | RB | 1990-97 | 123 | 89 | Ferrum |
| Warren, Terrence | WR | 1993-94 | 16 | 0 | Hampton University |
| Warrick, Peter | WR | 2005 | 13 | 5 | Florida State |
| Watson, Tim | DT | 2000-01 | *0 | 0 | Rowan |
| Watters, Orlando | CB | 1994 | 16 | 8 | Arkansas |
| Watters, Ricky | RB | 1998-01 | 53 | 52 | Notre Dame |
| Weaver, Herman | P | 1977-80 | 61 | 0 | Tulsa |
| Weaver, Leonard | FB | 2005- | 16 | 0 | Carson-Newman |
| Weber, Roger | G | 1987 | *0 | 0 | Kent State |
| Webster, Cornell | CB | 1977-80 | 52 | 33 | Tulsa |
| Wedderburn, Floyd | T/G | 1999-02 | 46 | 26 | Penn State |
| Weeks, Marquis | RB | 2006- | 10 | 0 | Virginia |
| Weiner, Todd | T | 1998-01 | 48 | 20 | Kansas State |
| Wells, Dean | LB | 1993-98 | 84 | 50 | Kentucky |
| Werner, Matt | DE | 1994 | *0 | 0 | UCLA |
| West, Jeff | P | 1981-85 | 58 | 0 | Cincinnati |
| Wheat, Warren | G | 1989-91 | 16 | 7 | Brigham Young |
| White, Chris | S | 1987 | 1 | 0 | Tennessee |
| White, Jim | DE | 1976 | 2 | 0 | Colorado State |
| White, Mike | DT | 1981-82 | 20 | 8 | Albany State |
| White, Tracy | LB | 2003-04 | 20 | 2 | Howard |
| Wiley, Charles | DT | 1987 | 1 | 1 | Nevada-Las Vegas |
| Williams, Brent | DE | 1994-95 | 21 | 19 | Toledo |
| Williams, Darryl | S | 1996-99 | 61 | 60 | Miami |
| Williams, Eugene | LB | 1982-83 | 13 | 1 | Tulsa |
| Williams, Grant | T | 1996-99 | 56 | 23 | Louisiana Tech |
| Williams, James | FB | 1987 | 1 | 0 | Fresno State |
| Williams, James | WR | 2000-02 | 29 | 4 | Marshall |
| Williams, Jimmy | CB | 2005-06 | 30 | 1 | Vanderbilt |
| Williams, John | FB | 1985 | 2 | 0 | Wisconsin |
| Williams, John L. | FB | 1986-93 | 123 | 115 | Florida |
| Williams, Lester | NT | 1987 | 2 | 0 | Miami |
| Williams, Robert | CB | 1999 | 1 | 0 | North Carolina |
| Williams, Ronnie | TE | 1996 | 13 | 3 | Oklahoma State |
| Williams, Willie | CB | 1997-03 | 105 | 75 | Western Carolina |
| Willis, Donald | G | 1995 | *0 | 0 | North Carolina A&T |
| Willis, James | LB | 1999 | 16 | 0 | Auburn |
| Willis, Jason | WR | 2004 | 1 | 0 | Oregon |
| Willis, Ray | T | 2005- | 7 | 0 | Florida State |
| Wilmer, Ray | S | 1984 | 3 | 0 | Louisiana Tech |
| Wilson, Mike | T | 1986-89 | 60 | 60 | Georgia |
| Wilson, Robert | WR | 1997-99 | 18 | 0 | Florida A&M |
| Wimmer, Gary | LB | 1983 | 3 | 0 | Stanford |
| Wistrom, Grant | DE | 2004-06 | 41 | 41 | Nebraska |
| Womack, Floyd | T | 2001- | 62 | 31 | Mississippi State |

W

| | | | | | |
|--------------------|-------|---------|----|----|-----------------|
| Woodard, Cedric | DT | 2000-04 | 61 | 28 | Texas |
| Wooden, Terry | LB | 1990-96 | 89 | 87 | Syracuse |
| Woods, Larry | DT | 1976 | 6 | 0 | Tennessee State |
| Woods, Tony | LB/DE | 1987-92 | 89 | 79 | Pittsburgh |
| Woolsey, Rolly | CB | 1976 | 14 | 11 | Boise State |
| Wortham, Cornelius | LB | 2005 | 8 | 0 | Alabama |
| Wunsch, Jerry | T | 2002-04 | 33 | 5 | Wisconsin |
| Wyman, David | LB | 1987-92 | 61 | 56 | Stanford |

Y

| | | | | | |
|---------------|----|---------|----|----|---------------------|
| Yarno, John | C | 1977-82 | 74 | 62 | Idaho |
| Young, Charle | TE | 1983-85 | 45 | 43 | Southern California |
| Young, Fredd | LB | 1984-87 | 60 | 41 | New Mexico State |
| Young, Renard | CB | 1987 | 3 | 3 | Nevada-Las Vegas |

Z

| | | | | | |
|-----------|----|---------|-----|-----|-----------------|
| Zorn, Jim | QB | 1976-84 | 126 | 100 | Cal Poly-Pomona |
|-----------|----|---------|-----|-----|-----------------|

*on active roster, but did not play in a game

^on postseason active roster only



SERIES BREAKDOWN

Due to the 2002 new alignment plan, division records were reset.
Division records from 1976-2001 may be found on page 322

NFC WEST (19-11)

ARIZONA CARDINALS (8-8)

| | | | | |
|----------|---|----|-------|--------|
| 9/12/76 | — | L | 24-30 | 58,441 |
| 11/13/83 | — | L | 28-33 | 33,280 |
| 9/17/89 | — | L | 24-34 | 60,444 |
| 12/19/93 | — | *L | 27-30 | 45,737 |
| 10/29/95 | — | *L | 14-20 | 39,600 |
| 9/13/98 | — | W | 33-14 | 57,678 |
| 9/15/02 | — | L | 13-24 | 63,104 |
| 11/10/02 | — | W | 27-6 | 29,252 |
| 9/14/03 | — | W | 38-0 | 23,127 |
| 12/21/03 | — | W | 28-10 | 64,899 |
| 10/24/04 | — | L | 17-25 | 35,695 |
| 12/26/04 | — | W | 24-21 | 65,825 |
| 9/25/05 | — | W | 37-12 | 64,843 |
| 11/6/05 | — | W | 33-19 | 43,542 |
| 9/17/06 | — | W | 21-10 | 67,470 |
| 12/10/06 | — | L | 21-27 | 63,603 |

Franchise moved from St. Louis in 1988.

Points: Arizona 315 (19.7)
Seattle 409 (25.6)

ST. LOUIS RAMS (8-9)

| | | | | |
|----------|---|----|-------|--------|
| 10/31/76 | — | L | 6-45 | 52,035 |
| 11/4/79 | — | L | 0-24 | 62,048 |
| 9/23/85 | — | L | 24-35 | 63,292 |
| 10/23/88 | — | L | 10-31 | 57,033 |
| 12/22/91 | — | W | 23-9 | 51,100 |
| 10/19/97 | — | W | 17-9 | 64,819 |
| 9/10/00 | — | L | 34-37 | 64,869 |
| 10/20/02 | — | L | 20-37 | 65,931 |
| 12/22/02 | — | W | 30-10 | 63,953 |
| 9/21/03 | — | W | 24-23 | 65,841 |
| 12/14/03 | — | L | 22-27 | 66,152 |
| 10/10/04 | — | *L | 27-33 | 66,940 |
| 11/14/04 | — | L | 12-23 | 66,044 |
| 10/9/05 | — | W | 37-31 | 65,707 |
| 11/13/05 | — | W | 31-16 | 67,192 |
| 10/15/06 | — | W | 30-28 | 65,592 |
| 11/12/06 | — | W | 24-22 | 68,175 |

Moved from L.A. Coliseum to Anaheim Stadium in 1980. Moved from Anaheim to St. Louis in 1995.

Points: St. Louis 440 (25.9)
Seattle 371 (21.8)

SAN FRANCISCO 49ERS (8-8)

| | | | | |
|----------|---|---|-------|--------|
| 9/26/76 | — | L | 21-37 | 59,108 |
| 10/7/79 | — | W | 35-24 | 44,592 |
| 11/25/85 | — | L | 6-19 | 57,482 |
| 9/25/88 | — | L | 7-38 | 63,382 |
| 12/8/91 | — | L | 22-24 | 56,711 |
| 12/21/97 | — | W | 38-9 | 66,253 |
| 10/14/02 | — | L | 21-28 | 66,420 |
| 12/01/02 | — | L | 24-31 | 67,594 |
| 10/12/03 | — | W | 20-19 | 66,437 |
| 12/27/03 | — | W | 24-17 | 67,840 |
| 9/26/04 | — | W | 34-0 | 66,709 |
| 11/7/04 | — | W | 42-27 | 64,423 |

| | | | | | |
|----------|---|---|---|-------|--------|
| 11/20/05 | — | W | @ | 27-25 | 63,590 |
| 12/11/05 | — | W | | 41-3 | 66,690 |
| 11/19/06 | — | L | @ | 14-20 | 68,367 |
| 12/14/06 | — | L | | 14-24 | 67,650 |

Points: San Francisco 345 (21.6)
Seattle 390 (24.4)

NFC EAST (5-6)

DALLAS COWBOYS (4-6)

| | | | | | |
|----------|---|---|---|-------|--------|
| 10/3/76 | — | L | | 13-28 | 62,027 |
| 11/27/80 | — | L | @ | 7-51 | 57,540 |
| 12/4/83 | — | L | | 10-35 | 63,352 |
| 11/27/86 | — | W | @ | 31-14 | 58,020 |
| 10/11/92 | — | L | @ | 0-27 | 62,311 |
| 11/22/98 | — | L | @ | 22-30 | 64,142 |
| 12/16/01 | — | W | + | 29-3 | 63,366 |
| 10/27/02 | — | W | @ | 17-14 | 63,854 |
| 12/6/04 | — | L | | 39-43 | 68,093 |
| 10/23/05 | — | w | | 13-10 | 67,046 |

Points: Dallas 255 (25.5)
Seattle 181 (18.1)

NEW YORK GIANTS (5-7)

| | | | | | |
|----------|---|----|---|-------|--------|
| 11/28/76 | — | L | @ | 16-28 | 65,111 |
| 12/7/80 | — | L | | 21-27 | 51,617 |
| 10/18/81 | — | L | | 0-32 | 56,134 |
| 12/11/83 | — | W | @ | 17-12 | 48,942 |
| 10/19/86 | — | W | | 17-12 | 62,282 |
| 11/19/89 | — | L | @ | 3-15 | 75,014 |
| 10/25/92 | — | L | @ | 10-23 | 67,399 |
| 11/5/95 | — | W | | 30-28 | 42,100 |
| 12/23/01 | — | L | @ | 24-27 | 78,119 |
| 9/22/02 | — | L | @ | 6-9 | 78,551 |
| 11/27/05 | — | *W | | 24-21 | 67,102 |
| 9/24/06 | — | W | | 42-30 | 68,161 |

Points: N.Y. Giants 264 (22.0)
Seattle 210 (17.5)

PHILADELPHIA EAGLES (4-6)

| | | | | | |
|----------|---|----|---|-------|--------|
| 12/12/76 | — | L | @ | 10-27 | 37,949 |
| 11/2/80 | — | L | | 20-27 | 61,047 |
| 11/23/86 | — | W | | 24-20 | 55,786 |
| 9/10/89 | — | L | @ | 7-31 | 64,287 |
| 12/13/92 | — | *L | | 17-20 | 47,492 |
| 12/3/95 | — | W | | 26-14 | 39,893 |
| 9/6/98 | — | W | @ | 38-0 | 66,418 |
| 9/23/01 | — | L | + | 3-27 | 62,826 |
| 12/8/02 | — | L | | 20-27 | 59,862 |
| 12/5/05 | — | W | @ | 42-0 | 67,637 |

Points: Philadelphia 193 (19.3)
Seattle 207 (20.7)

WASHINGTON REDSKINS (4-9)

| | | | | | |
|----------|---|----|---|-------|--------|
| 9/19/76 | — | L | @ | 7-31 | 53,174 |
| 9/28/80 | — | W | @ | 14-0 | 53,263 |
| 9/25/83 | — | L | | 17-27 | 60,718 |
| 9/28/86 | — | L | @ | 14-19 | 54,157 |
| 12/23/89 | — | L | | 0-29 | 60,294 |
| 11/8/92 | — | L | | 3-16 | 53,616 |
| 9/4/94 | — | W | @ | 28-7 | 52,930 |
| 11/19/95 | — | W | @ | 27-20 | 51,298 |
| 9/20/98 | — | W | | 24-14 | 63,336 |
| 11/04/01 | — | L | @ | 14-27 | 82,352 |
| 11/3/02 | — | L | | 3-14 | 64,325 |
| 11/9/03 | — | L | @ | 20-27 | 80,728 |
| 10/2/05 | — | *L | @ | 17-20 | 90,215 |

Points: Washington 251 (19.3)
Seattle 188 (14.5)

NFC NORTH (6-5)

CHICAGO BEARS (6-3)

| | | | | | |
|----------|---|---|---|-------|--------|
| 12/5/76 | — | L | | 7-34 | 60,510 |
| 11/5/78 | — | W | @ | 31-29 | 50,697 |
| 12/12/82 | — | W | | 20-14 | 52,826 |
| 9/23/84 | — | W | | 38-9 | 61,520 |
| 12/20/87 | — | W | @ | 34-21 | 62,518 |
| 9/9/90 | — | L | @ | 0-17 | 64,400 |
| 9/19/99 | — | W | @ | 14-13 | 66,944 |
| 10/19/03 | — | W | | 24-17 | 65,671 |
| 10/1/06 | — | L | @ | 6-37 | 62,225 |

Points: Seattle 174 (19.3)
Chicago 191 (21.2)

DETROIT LIONS (6-4)

| | | | | | |
|----------|---|---|---|-------|--------|
| 10/24/76 | — | L | | 14-41 | 61,280 |
| 9/24/78 | — | W | | 28-16 | 56,781 |
| 12/2/84 | — | W | | 38-17 | 62,441 |
| 10/18/87 | — | W | @ | 37-14 | 8,310 |
| 12/30/90 | — | W | | 30-10 | 50,681 |
| 10/17/93 | — | L | @ | 10-30 | 60,801 |
| 10/17/96 | — | L | @ | 16-17 | 51,194 |
| 9/12/99 | — | L | | 20-28 | 66,238 |
| 11/16/03 | — | W | | 35-14 | 65,865 |
| 9/10/06 | — | W | @ | 9-6 | 60,535 |

Points: Seattle 237 (23.7)
Detroit 190 (19.0)

GREEN BAY PACKERS (5-6)

| | | | | | |
|----------|---|---|---|-------|--------|
| 10/10/76 | — | L | @ | 20-27 | 54,983 |
| 10/15/78 | — | L | @ | 28-45 | 52,712 |
| 11/1/81 | — | L | @ | 24-34 | 49,467 |
| 10/21/84 | — | W | @ | 30-24 | 52,286 |
| 11/15/87 | — | W | | 24-13 | 60,963 |
| 12/9/90 | — | W | @ | 20-14 | 52,015 |
| 9/29/96 | — | L | | 10-31 | 59,973 |
| 11/1/99 | — | W | @ | 27-7 | 59,869 |
| 10/5/03 | — | L | @ | 13-35 | 70,365 |
| 1/1/06 | — | L | @ | 17-23 | 69,928 |
| 11/27/06 | — | W | | 34-24 | 68,256 |

1981 & 1999 games played at Green Bay.
1976, 1978 & 1990 played in Milwaukee.

Points: Green Bay 277 (25.2)
Seattle 247 (22.5)

MINNESOTA VIKINGS (6-4)

| | | | | | |
|----------|---|---|---|-------|--------|
| 11/14/76 | — | L | @ | 21-27 | 45,087 |
| 10/8/78 | — | W | | 29-28 | 62,031 |
| 9/30/84 | — | W | @ | 20-12 | 57,171 |
| 11/1/87 | — | W | | 28-17 | 61,134 |
| 11/18/90 | — | L | | 21-24 | 59,735 |
| 11/10/96 | — | W | | 42-23 | 50,794 |
| 9/29/02 | — | W | | 48-23 | 65,212 |
| 12/7/03 | — | L | @ | 7-34 | 63,968 |
| 12/12/04 | — | W | @ | 27-23 | 64,110 |
| 10/22/06 | — | L | | 13-31 | 68,118 |

Played in Metropolitan Stadium from 1961-81. Moved into the Metrodome in 1982.

Points: Seattle 256 (25.6)
Minnesota 242 (24.2)

NFC SOUTH (7-0)

ATLANTA FALCONS (8-2)

| | | | | | |
|----------|---|----|---|-------|--------|
| 11/7/76 | — | W | | 30-13 | 57,985 |
| 10/29/79 | — | W | @ | 31-28 | 52,566 |
| 10/13/85 | — | W | | 30-26 | 60,430 |
| 10/2/88 | — | W | @ | 31-20 | 28,619 |
| 12/15/91 | — | L | @ | 13-26 | 53,834 |
| 11/30/97 | — | L | | 17-24 | 52,584 |
| 12/03/00 | — | W | @ | 30-10 | 44,680 |
| 12/15/02 | — | *W | @ | 30-24 | 69,551 |
| 1/2/05 | — | W | | 28-26 | 66,740 |
| 9/18/05 | — | W | | 21-18 | 66,030 |

Played at Atlanta-Fulton County Stadium from 1966-91. Moved into Georgia Dome in 1992.

Points: Seattle 261 (26.1)
Atlanta 215 (21.5)

CAROLINA PANTHERS (1-1)

| | | | | | |
|----------|---|---|---|-------|--------|
| 10/08/00 | — | L | @ | 3-26 | 72,192 |
| 10/31/04 | — | W | | 23-17 | 66,214 |

Points: Carolina 43 (21.5)
Seattle 26 (13.0)

NEW ORLEANS SAINTS (5-4)

| | | | | | |
|----------|---|----|---|-------|--------|
| 11/21/76 | — | L | | 27-51 | 61,865 |
| 11/18/79 | — | W | | 38-24 | 60,055 |
| 11/10/85 | — | W | @ | 27-3 | 47,365 |
| 10/16/88 | — | L | | 19-20 | 63,569 |
| 9/1/91 | — | L | @ | 24-27 | 68,492 |
| 11/16/97 | — | *L | @ | 17-20 | 50,493 |
| 9/17/00 | — | W | + | 20-10 | 59,513 |
| 9/7/03 | — | W | | 27-10 | 52,250 |
| 9/12/04 | — | W | @ | 21-7 | 64,900 |

Points: Seattle 220 (24.4)
New Orleans 172 (19.1)

TAMPA BAY BUCCANEERS (6-1)

| | | | | | |
|----------|---|---|---|-------|--------|
| 10/17/76 | — | W | @ | 13-10 | 43,812 |
| 10/16/77 | — | W | | 30-23 | 54,783 |
| 11/20/94 | — | W | | 22-21 | 37,466 |
| 9/22/96 | — | W | @ | 17-13 | 30,212 |
| 11/28/99 | — | L | | 3-16 | 66,314 |
| 9/19/04 | — | W | @ | 10-6 | 65,089 |
| 12/31/06 | — | W | @ | 23-7 | 65,660 |

Points: Seattle 118 (16.9)
Tampa Bay 96 (13.7)

* Overtime + at Husky Stadium

AFC WEST (4-4)

DENVER BRONCOS (18-33)

KANSAS CITY CHIEFS (18-31)

| | | | | |
|----------|---|----|-------|--------|
| 10/2/77 | — | L | 13-24 | 53,108 |
| 10/7/78 | — | L | 7-28 | 74,989 |
| 10/29/78 | — | *L | 17-20 | 62,948 |
| 9/23/79 | — | L | 34-37 | 74,879 |
| 12/8/79 | — | W | 28-23 | 60,038 |
| 11/23/80 | — | L | 20-36 | 73,274 |
| 12/21/80 | — | L | 17-25 | 51,853 |
| 9/13/81 | — | W | 13-10 | 58,513 |
| 12/13/81 | — | L | 13-23 | 74,527 |
| 11/21/82 | — | W | 17-10 | 73,916 |
| 1/2/83 | — | W | 13-11 | 43,145 |
| 11/6/83 | — | W | 27-19 | 61,189 |
| 11/20/83 | — | L | 27-38 | 74,710 |
| 11/25/84 | — | W | 27-24 | 74,922 |
| 12/15/84 | — | L | 14-31 | 64,411 |
| 10/20/85 | — | *L | 10-13 | 74,899 |
| 12/20/85 | — | L | 24-27 | 56,283 |
| 10/26/86 | — | L | 13-20 | 76,089 |
| 12/20/86 | — | W | 41-16 | 63,697 |
| 9/13/87 | — | L | 17-40 | 75,999 |
| 12/13/87 | — | W | 28-21 | 61,759 |
| 9/4/88 | — | W | 21-14 | 75,986 |
| 12/11/88 | — | W | 42-14 | 62,839 |
| 10/22/89 | — | *L | 21-24 | 62,353 |
| 11/26/89 | — | L | 14-41 | 75,117 |
| 9/23/90 | — | *L | 31-34 | 75,290 |
| 12/23/90 | — | W | 17-12 | 55,845 |
| 9/15/91 | — | L | 10-16 | 74,152 |
| 11/24/91 | — | W | 13-10 | 60,430 |
| 11/30/92 | — | *W | 16-13 | 51,612 |
| 12/20/92 | — | L | 6-10 | 72,570 |
| 10/31/93 | — | L | 17-28 | 73,644 |
| 11/28/93 | — | L | 9-17 | 57,812 |
| 10/9/94 | — | L | 9-16 | 63,872 |
| 11/13/94 | — | L | 10-17 | 71,290 |
| 10/1/95 | — | W | 27-10 | 49,914 |
| 12/10/95 | — | W | 31-27 | 71,488 |
| 9/8/96 | — | L | 20-30 | 43,671 |
| 12/11/96 | — | L | 7-34 | 74,982 |
| 9/7/97 | — | L | 14-35 | 55,859 |
| 11/2/97 | — | L | 27-30 | 74,212 |
| 10/11/98 | — | L | 16-21 | 66,258 |
| 12/27/98 | — | L | 21-28 | 74,057 |
| 11/14/99 | — | W | 20-17 | 66,314 |
| 12/19/99 | — | *L | 30-36 | 65,987 |
| 11/26/00 | — | L | 31-38 | 68,661 |
| 12/10/00 | — | L | 24-31 | 75,218 |
| 10/14/01 | — | W | 34-21 | 61,837 |
| 12/09/01 | — | L | 7-20 | 74,524 |
| 11/17/02 | — | L | 9-31 | 65,495 |
| 12/03/06 | — | W | 23-20 | 76,146 |

| | | | | | |
|----------|---|----|---|-------|--------|
| 12/11/77 | — | W | @ | 34-31 | 22,562 |
| 11/19/78 | — | W | @ | 13-10 | 32,252 |
| 12/17/78 | — | W | | 23-19 | 58,490 |
| 9/30/79 | — | L | | 6-24 | 61,169 |
| 12/2/79 | — | L | @ | 21-37 | 42,160 |
| 9/14/80 | — | W | @ | 17-16 | 42,403 |
| 11/9/80 | — | L | | 30-31 | 58,976 |
| 9/27/81 | — | L | | 14-20 | 59,255 |
| 11/22/81 | — | L | @ | 13-40 | 49,002 |
| 9/4/83 | — | L | @ | 13-17 | 42,531 |
| 11/27/83 | — | *W | | 51-48 | 56,795 |
| 11/4/84 | — | W | | 45-0 | 61,396 |
| 12/9/84 | — | L | @ | 7-34 | 34,855 |
| 9/29/85 | — | L | @ | 7-28 | 50,485 |
| 12/1/85 | — | W | | 26-6 | 52,655 |
| 9/14/86 | — | W | | 23-17 | 61,068 |
| 11/9/86 | — | L | @ | 7-27 | 53,268 |
| 9/20/87 | — | W | | 43-14 | 61,667 |
| 12/27/87 | — | L | @ | 20-41 | 20,370 |
| 9/11/88 | — | W | | 31-10 | 61,512 |
| 11/20/88 | — | L | @ | 24-27 | 33,152 |
| 10/8/89 | — | L | | 16-20 | 60,715 |
| 11/5/89 | — | L | @ | 10-20 | 54,489 |
| 10/21/90 | — | W | | 19-7 | 60,358 |
| 11/11/90 | — | W | @ | 17-16 | 71,285 |
| 9/22/91 | — | L | @ | 13-20 | 71,789 |
| 12/1/91 | — | L | | 6-19 | 57,248 |
| 9/13/92 | — | L | @ | 7-26 | 75,125 |
| 11/22/92 | — | L | | 14-24 | 49,867 |
| 12/5/93 | — | L | | 16-31 | 58,551 |
| 1/2/94 | — | L | @ | 24-34 | 72,136 |
| 10/23/94 | — | L | @ | 23-38 | 78,847 |
| 11/27/94 | — | W | | 10-9 | 54,120 |
| 9/3/95 | — | L | | 10-34 | 47,564 |
| 12/24/95 | — | L | @ | 3-26 | 75,784 |
| 9/15/96 | — | L | | 17-35 | 39,970 |
| 10/17/96 | — | L | @ | 16-34 | 76,057 |
| 9/28/97 | — | *L | @ | 17-20 | 77,877 |
| 11/23/97 | — | L | | 14-19 | 66,264 |
| 10/4/98 | — | L | @ | 6-17 | 66,418 |
| 11/8/98 | — | W | | 24-12 | 66,251 |
| 11/21/99 | — | W | @ | 31-19 | 78,714 |
| 12/26/99 | — | W | | 23-14 | 66,332 |
| 10/02/00 | — | L | @ | 17-24 | 82,893 |
| 10/29/00 | — | L | + | 19-24 | 62,141 |
| 11/25/01 | — | L | @ | 7-19 | 77,357 |
| 1/06/02 | — | W | + | 21-18 | 58,460 |
| 11/24/02 | — | W | | 39-22 | 56,250 |
| 10/29/06 | — | L | @ | 28-35 | 77,645 |

Points: Kansas City 1133 (23.1)
Seattle 933 (19.0)

Points: Denver 1191 (23.4)
Seattle 997 (19.5)

OAKLAND RAIDERS (23-27)

| | | | | | |
|----------|---|----|---|-------|--------|
| 11/6/77 | — | L | @ | 7-44 | 50,929 |
| 10/22/78 | — | W | | 27-7 | 62,529 |
| 11/26/78 | — | W | @ | 17-16 | 52,978 |
| 9/16/79 | — | W | | 27-10 | 61,602 |
| 12/16/79 | — | W | @ | 29-24 | 53,177 |
| 10/26/80 | — | L | @ | 14-33 | 50,185 |
| 11/17/80 | — | L | | 17-19 | 60,480 |
| 9/20/81 | — | L | @ | 10-20 | 45,725 |
| 11/29/81 | — | L | | 31-32 | 57,147 |
| 12/5/82 | — | L | @ | 23-28 | 42,170 |
| 10/16/83 | — | W | | 38-36 | 60,697 |
| 10/30/83 | — | W | @ | 34-21 | 49,708 |
| 10/7/84 | — | L | @ | 14-28 | 77,904 |
| 11/12/84 | — | W | | 17-14 | 64,011 |
| 11/3/85 | — | W | | 33-3 | 64,060 |
| 12/15/85 | — | L | @ | 3-13 | 77,425 |
| 10/12/86 | — | L | @ | 10-14 | 70,635 |
| 12/8/86 | — | W | | 37-0 | 62,923 |
| 10/25/87 | — | W | @ | 35-13 | 52,735 |
| 11/30/87 | — | L | | 14-37 | 62,802 |
| 11/28/88 | — | W | | 35-27 | 62,641 |
| 12/18/88 | — | W | @ | 43-37 | 61,127 |
| 10/1/89 | — | W | @ | 24-20 | 44,319 |
| 12/17/89 | — | W | | 23-17 | 61,076 |
| 9/16/90 | — | L | | 13-17 | 61,889 |
| 10/14/90 | — | L | @ | 17-24 | 50,624 |
| 10/13/91 | — | *L | | 20-23 | 61,974 |
| 11/17/91 | — | L | @ | 7-31 | 49,317 |
| 10/18/92 | — | L | | 0-19 | 56,904 |
| 11/15/92 | — | L | @ | 3-20 | 46,862 |
| 9/12/93 | — | L | | 13-17 | 58,836 |
| 12/12/93 | — | L | @ | 23-27 | 38,161 |
| 9/11/94 | — | W | @ | 38-9 | 47,319 |
| 12/11/94 | — | L | | 16-17 | 53,301 |
| 10/8/95 | — | L | @ | 14-34 | 50,213 |
| 12/17/95 | — | W | | 44-10 | 58,428 |
| 11/24/96 | — | L | | 21-27 | 47,506 |
| 12/22/96 | — | W | @ | 28-21 | 33,455 |
| 10/26/97 | — | W | | 45-34 | 66,264 |
| 12/14/97 | — | W | @ | 22-21 | 40,124 |
| 11/1/98 | — | L | | 18-31 | 66,246 |
| 11/15/98 | — | L | @ | 17-20 | 51,527 |
| 10/3/99 | — | W | | 22-21 | 66,400 |
| 12/5/99 | — | L | @ | 21-30 | 44,716 |
| 10/22/00 | — | L | @ | 3-31 | 57,490 |
| 12/16/00 | — | W | + | 27-24 | 68,681 |
| 9/30/01 | — | L | @ | 14-38 | 54,629 |
| 11/11/01 | — | W | + | 34-27 | 67,231 |
| 9/8/02 | — | L | @ | 17-31 | 53,260 |
| 11/6/06 | — | W | | 16-0 | 67,816 |

SAN DIEGO CHARGERS (25-23)

| | | | | | |
|----------|---|----|---|-------|--------|
| 11/27/77 | — | L | | 28-30 | 55,338 |
| 9/3/78 | — | L | | 20-24 | 55,778 |
| 12/10/78 | — | L | @ | 10-37 | 49,975 |
| 9/2/79 | — | L | | 16-33 | 62,287 |
| 10/14/79 | — | L | @ | 10-20 | 50,077 |
| 9/7/80 | — | L | | 13-34 | 62,042 |
| 12/13/80 | — | L | @ | 14-21 | 49,980 |
| 10/4/81 | — | L | @ | 10-24 | 51,463 |
| 11/16/81 | — | W | | 44-23 | 58,628 |
| 9/18/83 | — | W | | 34-31 | 61,714 |
| 10/9/83 | — | L | @ | 21-28 | 49,132 |
| 9/9/84 | — | W | | 31-17 | 61,314 |
| 10/29/84 | — | W | @ | 24-0 | 53,974 |
| 9/15/85 | — | W | @ | 49-35 | 54,420 |
| 10/6/85 | — | W | | 26-21 | 61,300 |
| 10/6/86 | — | W | | 33-7 | 63,207 |
| 12/14/86 | — | W | @ | 34-24 | 47,096 |
| 11/22/87 | — | W | | 34-3 | 62,444 |
| 9/18/88 | — | L | @ | 6-17 | 44,449 |
| 10/30/88 | — | W | | 17-14 | 59,641 |
| 10/15/89 | — | W | @ | 17-16 | 50,079 |
| 10/29/89 | — | W | | 10-7 | 59,961 |
| 11/4/90 | — | L | | 14-31 | 59,646 |
| 11/25/90 | — | *W | @ | 13-10 | 50,097 |
| 10/27/91 | — | W | | 20-9 | 58,025 |
| 11/10/91 | — | L | @ | 14-17 | 43,597 |
| 10/4/92 | — | L | @ | 6-17 | 36,783 |
| 12/27/92 | — | L | | 14-31 | 49,324 |
| 9/5/93 | — | L | @ | 12-18 | 58,039 |
| 10/3/93 | — | W | | 31-14 | 54,778 |
| 9/18/94 | — | L | + | 10-24 | 65,536 |
| 10/30/94 | — | L | @ | 15-35 | 59,001 |
| 9/10/95 | — | L | @ | 10-14 | 54,420 |
| 10/22/95 | — | L | | 25-35 | 45,821 |
| 9/1/96 | — | L | @ | 7-29 | 58,780 |
| 10/27/96 | — | W | | 32-13 | 38,143 |
| 9/21/97 | — | W | | 26-22 | 51,110 |
| 11/9/97 | — | W | @ | 37-31 | 64,616 |
| 10/25/98 | — | W | @ | 27-20 | 58,512 |
| 12/13/98 | — | W | | 38-17 | 62,690 |
| 10/17/99 | — | L | @ | 10-13 | 59,432 |
| 12/12/99 | — | L | | 16-19 | 66,318 |
| 9/24/00 | — | W | @ | 20-12 | 47,233 |
| 11/05/00 | — | W | + | 17-15 | 59,884 |
| 12/2/01 | — | *W | + | 13-10 | 55,466 |
| 12/30/01 | — | W | @ | 25-22 | 51,412 |
| 12/29/02 | — | *W | @ | 31-28 | 52,159 |
| 12/24/06 | — | L | | 17-20 | 68,174 |

Points: Seattle 1,001 (20.9)
San Diego 992 (20.7)

Franchise moved from Oakland to Los Angeles in 1982. Moved back to Oakland in 1995.

Points: Oakland 1117 (22.3)
Seattle 1075 (21.5)

* Overtime + at Husky Stadium

AFC EAST (1-3)

BUFFALO BILLS (6-4)

| | | | | |
|----------|---|-----|-------|--------|
| 10/30/77 | — | W | 56-17 | 61,180 |
| 10/14/84 | — | W | 31-28 | 59,034 |
| 11/6/88 | — | L | 3-13 | 61,074 |
| 12/4/89 | — | W | 17-16 | 57,682 |
| 10/15/95 | — | L @ | 21-27 | 74,362 |
| 12/1/96 | — | W | 26-18 | 41,373 |
| 10/24/99 | — | W | 26-16 | 66,301 |
| 12/23/00 | — | L + | 23-42 | 61,025 |
| 11/18/01 | — | W @ | 23-20 | 60,836 |
| 11/28/04 | — | L | 9-38 | 66,271 |

Points: Seattle 235 (23.5)
Buffalo 235 (23.5)

MIAMI DOLPHINS (3-6)

| | | | | |
|----------|---|-----|-------|--------|
| 10/23/77 | — | L @ | 13-31 | 29,855 |
| 9/9/79 | — | L @ | 10-19 | 56,233 |
| 10/4/87 | — | W | 24-20 | 19,448 |
| 12/16/90 | — | L @ | 17-24 | 57,851 |
| 9/27/92 | — | L | 17-19 | 59,374 |
| 10/6/96 | — | W @ | 22-15 | 59,539 |
| 9/3/00 | — | L @ | 0-23 | 72,949 |
| 10/28/01 | — | L + | 20-24 | 59,108 |
| 11/21/04 | — | W | 24-17 | 66,644 |

Moved from the Orange Bowl into Joe Robbie Stadium in 1987.

Points: Miami 192 (21.3)
Seattle 147 (16.3)

NEW ENGLAND PATRIOTS (7-7)

| | | | | |
|----------|---|-----|-------|--------|
| 10/9/77 | — | L @ | 0-31 | 45,929 |
| 9/21/80 | — | L | 31-37 | 61,035 |
| 12/19/82 | — | L | 0-16 | 53,457 |
| 12/18/83 | — | W | 24-6 | 59,688 |
| 9/16/84 | — | L @ | 23-38 | 43,140 |
| 11/17/85 | — | L | 13-20 | 60,345 |
| 9/21/86 | — | W @ | 38-31 | 58,977 |
| 12/4/88 | — | L @ | 7-13 | 59,068 |
| 9/24/89 | — | W @ | 24-3 | 48,025 |
| 10/7/90 | — | W @ | 33-20 | 39,735 |
| 9/20/92 | — | W @ | 10-6 | 42,327 |
| 9/19/93 | — | W @ | 17-14 | 50,392 |
| 10/24/93 | — | W | 10-9 | 56,526 |
| 10/17/04 | — | L @ | 20-30 | 68,756 |

Points: New England 274 (19.6)
Seattle 250 (17.9)

NEW YORK JETS (8-8)

| | | | | |
|----------|---|-----|-------|--------|
| 11/13/77 | — | W @ | 17-0 | 43,973 |
| 9/17/78 | — | W @ | 24-17 | 46,911 |
| 11/26/79 | — | W | 30-7 | 59,977 |
| 10/19/80 | — | W @ | 27-17 | 52,496 |
| 10/25/81 | — | W @ | 19-3 | 49,678 |
| 12/6/81 | — | W | 27-23 | 53,105 |
| 9/11/83 | — | W @ | 17-10 | 50,066 |
| 10/27/85 | — | L @ | 14-17 | 69,320 |
| 11/28/86 | — | L | 7-38 | 62,497 |
| 11/9/87 | — | L @ | 14-30 | 60,452 |
| 9/8/91 | — | W | 20-13 | 56,770 |
| 11/26/95 | — | L | 10-16 | 41,160 |
| 8/31/97 | — | L | 3-41 | 53,893 |
| 12/6/98 | — | L @ | 31-32 | 72,200 |
| 1/2/00 | — | L @ | 9-19 | 78,154 |
| 12/19/04 | — | L @ | 14-37 | 77,894 |

Moved from Shea Stadium into Giants Stadium in 1984.

Points: N.Y. Jets 320 (20.0)
Seattle 283 (17.7)

AFC NORTH (2-2)

BALTIMORE RAVENS (0-2)

| | | | | |
|----------|---|------|-------|--------|
| 12/27/97 | — | L @ | 24-31 | 54,395 |
| 11/23/03 | — | *L @ | 41-44 | 69,477 |

Points: Baltimore 75 (37.5)
Seattle 65 (32.5)

CINCINNATI BENGALS (8-8)

| | | | | |
|----------|---|-----|-------|--------|
| 9/25/77 | — | L @ | 20-42 | 45,579 |
| 9/6/81 | — | L @ | 21-27 | 41,177 |
| 12/26/82 | — | L @ | 10-24 | 55,330 |
| 11/18/84 | — | W @ | 26-6 | 50,280 |
| 9/8/85 | — | W @ | 28-24 | 51,625 |
| 11/16/86 | — | L @ | 7-34 | 54,410 |
| 10/11/87 | — | L | 10-17 | 31,739 |
| 12/10/89 | — | W @ | 24-17 | 54,744 |
| 10/1/90 | — | W | 31-16 | 60,135 |
| 10/6/91 | — | W @ | 13-7 | 60,010 |
| 9/6/92 | — | L | 3-21 | 57,350 |
| 9/26/93 | — | W @ | 19-10 | 46,880 |
| 11/06/94 | — | *L | 17-20 | 46,630 |
| 9/17/95 | — | W | 24-21 | 39,492 |
| 11/7/99 | — | W | 37-20 | 66,303 |
| 10/26/03 | — | L @ | 24-27 | 52,131 |

Points: Cincinnati 333 (20.8)
Seattle 314 (19.6)

* Overtime + at Husky Stadium

CLEVELAND BROWNS (11-4)

| | | | | |
|----------|---|-----|-------|--------|
| 12/18/77 | — | W | 20-19 | 61,583 |
| 12/3/78 | — | W | 47-24 | 62,262 |
| 11/11/79 | — | W @ | 29-24 | 72,440 |
| 10/12/80 | — | L | 3-27 | 61,366 |
| 12/20/81 | — | W | 42-21 | 51,435 |
| 9/12/82 | — | L | 7-21 | 55,907 |
| 10/2/83 | — | W @ | 24-9 | 75,446 |
| 9/3/84 | — | W | 33-0 | 59,540 |
| 12/8/85 | — | W | 31-13 | 58,477 |
| 10/9/88 | — | W @ | 16-10 | 78,605 |
| 11/12/89 | — | L | 7-17 | 58,978 |
| 11/14/93 | — | W | 22-5 | 54,622 |
| 12/24/94 | — | L @ | 9-35 | 54,180 |
| 9/9/01 | — | W @ | 9-6 | 72,318 |
| 11/30/03 | — | W | 34-7 | 64,680 |

Franchise suspended in 1996 and reactivated in 1999.

Points: Seattle 333 (22.2)
Cleveland 238 (15.9)

PITTSBURGH STEELERS (8-6)

| | | | | |
|----------|---|-----|-------|--------|
| 12/4/77 | — | L @ | 20-30 | 45,429 |
| 9/10/78 | — | L @ | 10-21 | 48,277 |
| 11/8/81 | — | W | 24-21 | 59,058 |
| 11/28/82 | — | W | 16-0 | 55,553 |
| 10/23/83 | — | L | 21-27 | 61,615 |
| 9/7/86 | — | W | 30-0 | 61,146 |
| 12/6/87 | — | L @ | 9-13 | 48,881 |
| 10/20/91 | — | W @ | 27-7 | 54,678 |
| 12/6/92 | — | L @ | 14-20 | 47,015 |
| 12/26/93 | — | W | 16-6 | 51,814 |
| 9/25/94 | — | W + | 30-13 | 59,637 |
| 9/27/98 | — | L @ | 10-13 | 58,413 |
| 9/26/99 | — | W @ | 29-10 | 57,881 |
| 11/02/03 | — | W | 23-16 | 66,507 |

Points: Seattle 279 (19.9)
Pittsburgh 197 (14.1)

AFC SOUTH (3-1)

HOUSTON TEXANS (1-0)

| | | | | |
|----------|---|---|-------|--------|
| 10/16/05 | — | W | 42-10 | 66,196 |
|----------|---|---|-------|--------|

INDIANAPOLIS COLTS (4-5)

| | | | | |
|----------|---|-----|-------|--------|
| 9/18/77 | — | L | 14-29 | 58,991 |
| 11/12/78 | — | L | 14-17 | 61,905 |
| 9/29/91 | — | W | 31-3 | 56,656 |
| 10/2/94 | — | L @ | 15-17 | 49,876 |
| 12/4/94 | — | L | 19-31 | 39,574 |
| 9/14/97 | — | W @ | 31-3 | 49,194 |
| 12/20/98 | — | W | 27-23 | 58,703 |
| 10/15/00 | — | L + | 24-37 | 63,593 |
| 12/24/05 | — | W | 28-13 | 67,855 |

Franchise transferred from Baltimore in 1984.

Points: Seattle 203 (22.6)
Indianapolis 173 (19.2)

JACKSONVILLE JAGUARS (3-2)

| | | | | |
|----------|---|-----|-------|--------|
| 11/12/95 | — | W @ | 47-30 | 71,290 |
| 12/15/96 | — | L @ | 13-20 | 66,134 |
| 11/12/00 | — | W @ | 28-21 | 68,063 |
| 10/07/01 | — | W + | 24-15 | 54,524 |
| 9/11/05 | — | L @ | 14-26 | 65,204 |

Points: Seattle 126 (25.2)
Jacksonville 112 (22.4)

TENNESSEE TITANS (9-4)

| | | | | |
|----------|---|-----|-------|--------|
| 11/20/77 | — | L | 10-22 | 61,519 |
| 10/21/79 | — | W | 34-14 | 60,705 |
| 10/5/80 | — | W @ | 26-7 | 46,860 |
| 10/11/81 | — | L @ | 17-35 | 42,671 |
| 9/19/82 | — | L @ | 21-23 | 43,117 |
| 11/13/88 | — | W | 27-24 | 60,446 |
| 12/2/90 | — | *W | 13-10 | 57,592 |
| 11/7/93 | — | L @ | 14-24 | 50,447 |
| 12/11/94 | — | W @ | 16-14 | 31,453 |
| 11/3/96 | — | W | 23-16 | 36,320 |
| 10/5/97 | — | W | 16-13 | 49,897 |
| 11/29/98 | — | W | 20-18 | 59,048 |
| 12/18/05 | — | W @ | 28-24 | 69,149 |

Franchise transferred from Houston in 1997 and changed name from Oilers to Titans in 1999.

Points: Seattle 265 (20.4)
Tennessee 244 (18.8)

* Overtime + at Husky Stadium

RECORD VS. DIVISION (1976-2001)

AFC East (26-27)

Buffalo (6-3)
Indianapolis (3-5)
Miami (2-6)
New England (7-6)
New York Jets (8-7)

AFC Central (29-17)

Baltimore (0-1)
Cleveland (10-4)
Cincinnati (8-7)
Jacksonville (3-1)
Tennessee (8-4)

AFC West (80-110)

Denver (17-32)
Kansas City (17-30)
Oakland (22-26)
San Diego (24-22)

NFC East (13-27)

Arizona (1-5)
Dallas (2-5)
New York Giants (3-6)
Philadelphia (3-5)

NFC Central (21-13)

Chicago (5-2)
Detroit (4-4)
Green Bay (4-4)
Minnesota (4-2)

NFC West (12-16)

Atlanta (5-2)
Carolina (0-1)
New Orleans (3-4)
St. Louis (2-5)

YEARLY RESULTS

| Year | W | L | T | Pct. | Pts. | Opp. | Finish | Home | Road | Div. | AFC | NFC | Post. |
|------------|------------|----------|-------------|---------------|---------------|------|--------|------------------|-----------------|------------------|------------------|----------------|--------------|
| 1976 | 2 | 12 | 0 | .143 | 229 | 429 | *5th | 1-6-0 | 1-6-0 | 0-4-0 | 1-0-0 | 1-12-0 | --- |
| 1977 | 5 | 9 | 0 | .357 | 282 | 373 | *4th | 3-4-0 | 2-5-0 | 1-3-0 | 4-9-0 | 1-0-0 | --- |
| 1978 | 9 | 7 | 0 | .563 | 345 | 358 | 3rd | 5-3-0 | 4-4-0 | 4-4-0 | 6-6-0 | 3-1-0 | --- |
| 1979 | 9 | 7 | 0 | .563 | 378 | 372 | 3rd | 5-3-0 | 4-4-0 | 3-5-0 | 6-6-0 | 3-1-0 | --- |
| 1980 | 4 | 12 | 0 | .250 | 291 | 408 | 5th | 0-8-0 | 4-4-0 | 1-7-0 | 3-9-0 | 1-3-0 | --- |
| 1981 | 6 | 10 | 0 | .375 | 322 | 388 | 5th | 5-3-0 | 1-7-0 | 2-6-0 | 6-8-0 | 0-2-0 | --- |
| 1982 | 4 | 5 | 0 | .444 | 127 | 147 | +10th | 3-2-0 | 1-3-0 | 2-1-0 | 3-5-0 | 1-0-0 | --- |
| 1983 | 9 | 7 | 0 | .563 | 403 | 397 | 2nd | 5-3-0 | 4-4-0 | 5-3-0 | 8-4-0 | 1-3-0 | 2-1-0 |
| 1984 | 12 | 4 | 0 | .750 | 418 | 282 | 2nd | 7-1-0 | 5-3-0 | 6-2-0 | 8-4-0 | 4-0-0 | 1-1-0 |
| 1985 | 8 | 8 | 0 | .500 | 349 | 303 | 3rd | 5-3-0 | 3-5-0 | 4-4-0 | 6-6-0 | 2-2-0 | --- |
| 1986 | 10 | 6 | 0 | .625 | 366 | 293 | 3rd | 7-1-0 | 3-5-0 | 5-3-0 | 7-5-0 | 3-1-0 | --- |
| 1987 | 9 | 6 | 0 | .600 | 371 | 314 | ^2nd | 6-2-0 | 3-4-0 | 4-3-0 | 5-6-0 | 4-0-0 | 0-1-0 |
| 1988 | 9 | 7 | 0 | .563 | 339 | 329 | 1st | 5-3-0 | 4-4-0 | 6-2-0 | 8-4-0 | 1-3-0 | 0-1-0 |
| 1989 | 7 | 9 | 0 | .438 | 241 | 327 | 4th | 3-5-0 | 4-4-0 | 4-4-0 | 7-5-0 | 0-4-0 | --- |
| 1990 | 9 | 7 | 0 | .563 | 306 | 286 | 3rd | 5-3-0 | 4-4-0 | 4-4-0 | 7-5-0 | 2-2-0 | --- |
| 1991 | 7 | 9 | 0 | .438 | 276 | 261 | 4th | 5-3-0 | 2-6-0 | 2-6-0 | 6-6-0 | 1-3-0 | --- |
| 1992 | 2 | 14 | 0 | .125 | 140 | 312 | 5th | 1-7-0 | 1-7-0 | 1-7-0 | 2-10-0 | 0-4-0 | --- |
| 1993 | 6 | 10 | 0 | .375 | 280 | 314 | 5th | 4-4-0 | 2-6-0 | 1-7-0 | 6-8-0 | 0-2-0 | --- |
| 1994 | 6 | 10 | 0 | .375 | 287 | 323 | 5th | 3-5-0 | 3-5-0 | 2-6-0 | 4-10-0 | 2-0-0 | --- |
| 1995 | 8 | 8 | 0 | .500 | 363 | 366 | 3rd | 5-3-0 | 3-5-0 | 3-5-0 | 5-7-0 | 3-1-0 | --- |
| 1996 | 7 | 9 | 0 | .438 | 317 | 376 | 5th | 4-4-0 | 3-5-0 | 2-6-0 | 5-7-0 | 2-2-0 | --- |
| 1997 | 8 | 8 | 0 | .500 | 365 | 362 | 3rd | 4-4-0 | 4-4-0 | 4-4-0 | 6-6-0 | 2-2-0 | --- |
| 1998 | 8 | 8 | 0 | .500 | 372 | 310 | 3rd | 6-2-0 | 2-6-0 | 3-5-0 | 5-7-0 | 3-1-0 | --- |
| 1999 | 9 | 7 | 0 | .563 | 338 | 298 | 1st | 5-3-0 | 4-4-0 | 4-4-0 | 7-5-0 | 2-2-0 | 0-1-0 |
| 2000 | 6 | 10 | 0 | .375 | 320 | 405 | 4th | 3-5-0 | 3-5-0 | 3-5-0 | 4-8-0 | 2-2-0 | --- |
| 2001 | 9 | 7 | 0 | .563 | 301 | 324 | 2nd | 6-2-0 | 3-5-0 | 5-3-0 | 8-4-0 | 1-3-0 | --- |
| 2002 | 7 | 9 | 0 | .438 | 355 | 369 | 3rd | 3-5-0 | 4-4-0 | 2-4-0 | 2-2-0 | 5-7-0 | --- |
| 2003 | 10 | 6 | 0 | .625 | 404 | 327 | 2nd | 8-0-0 | 2-6-0 | 5-1-0 | 2-2-0 | 8-4-0 | 0-1-0 |
| 2004 | 9 | 7 | 0 | .563 | 371 | 373 | 1st | 5-3-0 | 4-4-0 | 3-3-0 | 1-3-0 | 8-4-0 | 0-1-0 |
| 2005 | 13 | 3 | 0 | .813 | 452 | 271 | 1st | 8-0-0 | 5-3-0 | 6-0-0 | 3-1-0 | 10-2-0 | 2-1-0 |
| 2006 | 9 | 7 | 0 | .563 | 335 | 341 | 1st | 5-3-0 | 4-4-0 | 3-3-0 | 2-2-0 | 7-5-0 | 1-1-0 |
| 236 | 248 | 0 | .488 | 10,043 | 10,338 | | | 140-103-0 | 96-145-0 | 100-124-0 | 153-170-0 | 83-70-0 | 6-9-0 |

*Seahawks were placed in the NFC West for scheduling purposes in 1976 and played every NFC team and the Tampa Bay Buccaneers. In 1977, Seattle was placed in the AFC West and played every AFC team and Tampa Bay. Seattle switched back to the NFC West in 2002.

+Conference finish. Schedule shortened to 9 games because of players' strike.

^Schedule shortened to 15 games because of players' strike. Game 2 (at San Diego) was cancelled and games 3-5 were played with replacement players.



With the Seahawks win over Dallas in the 2006 postseason, the team won a playoff game in back-to-back seasons for the first time since 1983-84.

VERSUS THE NFL

| | — Regular Season — | | | | Post-season | Pre-season |
|----------------|--------------------|----------------|---------------|-------------|-------------|--------------|
| | Total | Home | Road | OT | | |
| * Arizona | 8-8 | 5-4 | 3-4 | 0-2 | 0-0 | 9-5 |
| Arizona | 8-6 | 5-3 | 3-3 | 0-2 | 0-0 | 7-2 |
| St. Louis | 0-2 | 0-1 | 0-1 | 0-0 | 0-0 | 2-2 |
| Atlanta | 8-2 | 4-1 | 4-1 | 1-0 | 0-0 | 2-0 |
| ^ Baltimore | 0-2 | 0-0 | 0-2 | 0-1 | 0-0 | 0-0 |
| Buffalo | 6-4 | 5-3 | 1-1 | 0-0 | 0-0 | 2-0 |
| Carolina | 1-1 | 1-0 | 0-1 | 0-0 | 1-0 | 0-0 |
| Chicago | 6-3 | 3-1 | 3-2 | 0-0 | 0-1 | 1-1 |
| Cincinnati | 8-8 | 3-3 | 5-5 | 0-1 | 0-1 | 1-0 |
| Cleveland | 11-4 | 7-3 | 4-1 | 0-0 | 0-0 | 0-0 |
| Dallas | 4-6 | 2-3 | 2-3 | 0-0 | 1-0 | 3-2 |
| Denver | 18-33 | 13-13 | 5-20 | 1-5 | 1-0 | 0-7 |
| Detroit | 6-4 | 4-2 | 2-2 | 0-0 | 0-0 | 5-2 |
| + Green Bay | 5-6 | 2-1 | 3-5 | 0-0 | 0-1 | 2-0 |
| Houston | 1-0 | 1-0 | 0-0 | 0-0 | 0-0 | 5-2 |
| # Indianapolis | 4-5 | 3-4 | 1-1 | 0-0 | 0-0 | 8-9 |
| Indianapolis | 4-3 | 3-2 | 1-1 | 0-0 | 0-0 | 7-9 |
| Baltimore | 0-2 | 0-2 | 0-0 | 0-0 | 0-0 | 1-0 |
| Jacksonville | 3-2 | 1-0 | 2-2 | 0-0 | 0-0 | 0-0 |
| Kansas City | 18-31 | 13-11 | 5-20 | 1-1 | 0-0 | 3-0 |
| Miami | 3-6 | 2-2 | 1-4 | 0-0 | 1-2 | 0-1 |
| Minnesota | 6-4 | 4-2 | 2-2 | 0-0 | 0-0 | 5-5 |
| New England | 7-7 | 2-3 | 5-4 | 0-0 | 0-0 | 1-1 |
| New Orleans | 5-4 | 3-2 | 2-2 | 0-1 | 0-0 | 3-0 |
| N.Y. Giants | 5-7 | 4-2 | 1-5 | 1-0 | 0-0 | 0-0 |
| N.Y. Jets | 8-8 | 3-3 | 5-5 | 0-0 | 0-0 | 0-0 |
| @ Oakland | 23-27 | 14-10 | 9-17 | 0-1 | 1-1 | 4-2 |
| Oakland | 12-14 | 8-4 | 4-10 | 0-0 | 0-0 | 4-2 |
| Los Angeles | 11-13 | 6-6 | 5-7 | 0-1 | 1-1 | 0-0 |
| Philadelphia | 4-6 | 2-4 | 2-2 | 0-1 | 0-0 | 0-0 |
| Pittsburgh | 8-6 | 6-1 | 2-5 | 0-0 | 0-1 | 0-0 |
| % St. Louis | 8-9 | 5-4 | 3-5 | 0-1 | 0-1 | 2-6 |
| St. Louis | 7-5 | 4-2 | 3-3 | 0-0 | 0-1 | 0-0 |
| Los Angeles | 1-4 | 1-2 | 0-2 | 0-0 | 0-0 | 2-6 |
| San Diego | 25-23 | 15-10 | 10-13 | 3-0 | 0-0 | 4-3 |
| San Francisco | 8-8 | 4-5 | 4-3 | 0-0 | 0-0 | 13-15 |
| Tampa Bay | 6-1 | 2-1 | 4-0 | 0-0 | 0-0 | 3-0 |
| = Tennessee | 9-4 | 6-1 | 3-3 | 1-0 | 0-1 | 1-0 |
| Tennessee | 3-0 | 2-0 | 1-0 | 0-0 | 0-0 | 0-0 |
| Houston | 6-4 | 4-1 | 2-3 | 1-0 | 0-1 | 1-0 |
| Washington | 4-9 | 1-4 | 3-5 | 0-1 | 1-0 | 0-0 |
| TOTALS | 236-248 | 140-103 | 96-145 | 8-15 | 6-9 | 73-59 |

* Includes 2 games while franchise was located in St. Louis (0-2)

^ Relocated from Cleveland in 1996. All records remain in Cleveland.

+ Includes 5 games at Milwaukee's County Stadium (3-2)

Includes 2 games while franchise was located in Baltimore (0-2)

@ Includes 25 games (11-14) while franchise was located in Los Angeles

% Includes 5 games while franchise was located in Los Angeles (1-4)

= Includes 10 games while franchise was located in Houston (6-4)

OVERTIME GAMES

OVERTIME RESULTS (8-15)

| | | | | |
|-----------|---|-------|-----------------------|--------|
| 10/29/78 | L | 17-20 | Denver Broncos | 62,948 |
| 11/27/83 | W | 51-48 | Kansas City Chiefs | 56,795 |
| 10/20/85 | L | 10-13 | at Denver Broncos | 74,899 |
| 01/03/88* | L | 20-23 | at Houston Oilers | 49,662 |
| 10/22/89 | L | 21-24 | Denver Broncos | 62,353 |
| 09/23/90 | L | 31-34 | at Denver Broncos | 75,290 |
| 11/25/90 | W | 13-10 | at San Diego Chargers | 50,097 |
| 12/02/90 | W | 13-10 | Houston Oilers | 57,592 |
| 10/13/91 | L | 20-23 | Los Angeles Raiders | 61,974 |
| 11/30/92 | W | 16-13 | Denver Broncos | 51,612 |
| 12/13/92 | L | 17-20 | Philadelphia Eagles | 47,492 |
| 12/19/93 | L | 27-30 | Phoenix Cardinals | 45,737 |
| 11/06/94 | L | 17-20 | Cincinnati Bengals | 46,630 |
| 10/29/95 | L | 14-20 | at Arizona Cardinals | 39,600 |
| 09/28/97 | L | 17-20 | at Kansas City Chiefs | 77,877 |
| 11/16/97 | L | 17-20 | at New Orleans Saints | 50,493 |
| 12/19/99 | L | 30-36 | at Denver Broncos | 65,987 |
| 12/02/01 | W | 13-10 | San Diego Chargers | 55,466 |
| 12/15/02 | W | 30-24 | at Atlanta Falcons | 69,551 |
| 12/29/02 | W | 31-28 | at San Diego Chargers | 52,159 |
| 11/23/03 | L | 41-44 | at Baltimore Ravens | 69,477 |
| 01/04/04 | L | 27-33 | at Green Bay Packers | 71,457 |
| 10/10/04* | L | 27-33 | St. Louis Rams | 66,940 |
| 10/02/05 | L | 17-20 | at Washington | 90,215 |
| 11/27/05 | W | 24-21 | N.Y. Giants | 67,102 |
| 01/14/07* | L | 27-24 | at Chicago | 62,184 |

* playoff games

Denver 20, at Seattle 17 — Sunday, October 29, 1978

The Broncos' Jim Turner kicked a second-chance 18-yard field goal 12:59 into overtime for the win. Turner missed an 18-yarder the play before but the Seahawks were penalized for 12 men on the field. Denver's Steve Foley intercepted a pass at the Seattle 36 to set up the drive. The Broncos had three possessions in the overtime and Seattle two.

at Seattle 51, Kansas City 48 — Sunday, November 27, 1983

Norm Johnson's third 42-yard field goal of the day, with 1:46 gone, gave the Seahawks the win in the highest-scoring game in Seattle history and the third-highest in NFL history. Seattle had the only possession in overtime, driving 24 yards in four plays. Zachary Dixon's 47-yard kickoff return to the Chiefs' 48 started the drive, which featured four Curt Warner runs to the Kansas City 24 before Johnson kicked his field goal on third down. Warner set team records with 32 rushes, 207 rushing yards, and scored three touchdowns. Johnson had tied the game with two seconds left in regulation with a 42-yarder.

at Denver 13, Seattle 10 — Sunday, October 20, 1985

Rich Karlis booted a 24-yard field goal 9:19 into overtime for the win. Each team had three possessions, with the first two ending in punts. Seattle's third drive ended in Daniel Hunter's interception and 20-yard return to the Seahawks' 15. Karlis booted his field goal four plays later.

at Houston 23, Seattle 20 — Sunday, January 3, 1988 (Wild Card Playoffs)

Tony Zendejas' 42-yard field goal 8:05 into overtime gave the Oilers the win over the Seahawks. Zendejas' kick capped a 61-yard drive on the Oilers' first overtime possession. Warren Moon completed 3-of-4 passes on the drive's first five plays, for 37 yards, before

Mike Rozier ran six times for 27 yards setting up Zendejas. Seattle forced overtime with an 80-yard drive that ended with Steve Largent's touchdown reception from Dave Krieg with 26 seconds left. The drive, which was set up because of a miss by Zendejas from 29 yards, featured a fourth-and-10 and third-and-10 conversions from Krieg, was only 4-of-10 on the drive, but accounted for all 80 yards. Seattle won the overtime coin toss, but was forced to punt after three plays.

Denver 24, at Seattle 21 — Sunday, October 22, 1989

David Treadwell kicked a 27-yard field goal 7:46 into overtime for the win. Seattle won the toss and drove to the Broncos' 22 where Norm Johnson's 40-yard field goal was wide left. After a Broncos punt, Denver's Dennis Smith intercepted Dave Krieg's pass and returned it 28 yards to the Seattle 10, where Treadwell kicked a field goal on the next play.

at Denver 34, Seattle 31 — Sunday, September 23, 1990

David Treadwell's 25-yard field goal 9:14 into overtime capped Denver's first overtime possession. Seattle won the toss and drove to the Denver 26 where Norm Johnson's 44-yard field goal was wide right. The Broncos then moved from their own 26 to the Seattle 8 setting up the kick.

Seattle 13, at San Diego 10 — Sunday, November 25, 1990

Norm Johnson's 40-yard field goal came 3:01 into overtime and was set up by Rufus Porter's recovery of a Nesby Glasgow forced fumble at the Chargers' 23.

at Seattle 13, Houston 10 — Sunday, December 2, 1990

De ja vu. Norm Johnson's 42-yard field goal 4:25 into overtime was set up by David Wyman's recovery of a Tony Woods forced fumble at the Houston 27.

L.A. Raiders 23, at Seattle 20 — Sunday, October 13, 1991

Jeff Jaeger's 37-yard field goal 6:37 into overtime was the winner. After both team's punted on their first possession, Los Angeles' Ronnie Lott intercepted Jeff Kemp at the Seattle 19 and Jaeger kicked the game-winner on the next play.

at Seattle 16, Denver 13 — Sunday, November 30, 1992

John Kasay redeemed himself with a 32-yard field goal 11:10 into overtime as Seattle snapped an eight-game losing streak. Kasay had missed a 33-yarder on Seattle's second overtime possession. Denver had three possessions and Seattle four. The Seahawks' special teams and defense set up the game-winning drive by downing a punt at the Denver 4 and holding the Broncos to no yards on three plays. Seattle drove 24 yards in four plays for the winner.

Philadelphia 20, at Seattle 17 — Sunday, December 13, 1992

Roger Ruzek's 44-yard field goal as the gun sounded ended the longest game in Seattle history (75:00). The Eagles gained 101 yards and controlled the ball for 10:02 on three overtime possessions, while holding the Seahawks to 20 yards on two.

Phoenix 30, at Seattle 27 — Sunday, December 19, 1993

Greg Davis kicked a club record and personal-best, 55-yard field goal on the last play of regulation and added a 41-yarder on the Cardinals only overtime possession for the win. Davis' 55-yard kick capped a 27-yard, seven-play drive after Seattle took a 27-24 lead on Rick Mirer's one-yard run with 1:22 left. Steve Beuerlein hit 5-of-6 passes on Phoenix's 57-yard, 13-play game-winning drive. It was the only possession in overtime by either team.

Cincinnati 20, at Seattle 17 — Sunday, November 6, 1994

Doug Pelfrey kicked his Cincinnati-record sixth field goal of the game, a 26-yarder 8:14 into overtime, to give the winless Bengals (0-8) their first victory of the season. Pelfrey's kick came one play after quarterback Jeff Blake connected on a 76-yard pass to Darnay Scott to the Seattle 7. Each team had two possessions in the overtime. The game marked the Seahawks' first game in the Kingdome, which had been undergoing ceiling tile repairs since mid-July.

at Arizona 20, Seattle 14 — Sunday, October 29, 1995

Lorenzo Lynch returned a deflected pass 72 yards for a touchdown with 3:33 left in overtime. His return ended a game that had a combined 11 turnovers, seven by Seattle, including a team record eight fumbles. Each team had chances to win late, but Seattle lost a fumble into the Cardinals' end zone and had a field goal blocked, while Arizona also had a field goal blocked. After the block, the Seahawks moved to the Cardinals' 33 where a second-and-six pass was deflected into Lynch's hands.

at Kansas City 20, Seattle 17 — Sunday, September 28, 1997

Pete Stoyanovich's 41-yard field goal with 1:56 left in overtime gave the Chiefs the win. Safety James Woods picked off a Seahawks pass and returned it to midfield setting up the Chiefs' game-winning drive. Marcus Allen, who scored two touchdowns, ran four times for eight yards on the drive, including a two-yard run on a third-and-one play. Each team had two possessions in overtime.

at New Orleans 20, Seattle 17 — Sunday, November 16, 1997

Doug Brien's 48-yard field goal one play after Winfred Tubbs' interception gave the Saints the win 17 seconds into overtime. Tubbs picked off his pass on Seattle's first play and returned it to the Seahawks' 20 setting up Brien. Both teams had chances to win late in regulation after Seattle had tied the game with 1:40 left. New Orleans drove to the Seahawks 29' with 51 seconds left, but lost a fumble. Seattle then moved to the Saints' 27, but missed a 45-yard field goal with 19 seconds left.

at Denver 36, Seattle 30 — Sunday, December 19, 1999

After falling behind 30-20, with 1:47 remaining, the Seahawks scored on a Jon Kitna to Derrick Mayes pass play with :54 left. Trailing by three points, the Seahawks' Kerry Joseph recovered an onside kick and Todd Peterson booted a 45-yard field goal to send the game into overtime. The Seahawks' defense forced a punt on the first possession of overtime, but after a sack, a fumble was returned by Broncos' linebacker Glenn Cadrez 37 yards for the winning score.

at Seattle 13, San Diego 10 — Sunday, December 2, 2001

Rian Lindell's 24-yard field goal on the first overtime series clinched the win for Seattle. Lindell made up for a 43-yard field-goal attempt toward the end of regulation that sailed wide right. Shaun Alexander rushed for 29 of his 87 yards in the period setting up the game-winning field goal.

Seattle 30, at Atlanta 24 — Sunday, December 15, 2002

The Falcons had possession first in the extra period and drove to the Seahawks' 18-yard line, but Jay Feely's 36-yard attempt sailed wide right. The Seahawks took over and drove down the field before Shaun Alexander scampered 27 yards into the end zone for the win. The game marked the first overtime victory for the Seahawks via a touchdown.

Seattle 31, at San Diego 28 — Sunday, December 29, 2002

Seattle had possession first and drove down to the Chargers' 28-yard line, but an errant Matt Hasselbeck pass was intercepted. The Seahawks forced San Diego to a three-and-out following a John Randle sack deep in Chargers territory. Seattle regained possession and moved to the Chargers 6-yard line where Rian Lindell booted a game-winning 24-yard field goal.

at Baltimore 44, Seattle 41 — Sunday, November 23, 2003

The Ravens overcame a 17-point, fourth-quarter deficit to force the game into overtime sparked by a 16-yard blocked punt return for a touchdown. Following a fourth-down conversion via a tipped pass on fourth-and-28, the Ravens scored with 1:12 remaining to make it a three-point game. An errant officiating call allowed the clock to stop on second down with 1:03 to go in the game, allowing Baltimore to save their final timeout to use on third down. Following a punt by Seattle, and later aided by a 44-yard pass interference

call, the Ravens were in field goal territory to tie and eventually won the game in overtime on a Matt Stover 42-yard field goal.

at Green Bay 33, Seattle 27 — Sunday, January 4, 2004 (Wild Card Playoffs)

The back-and-forth battle (four ties/four lead changes) was eventually won by the Packers when Al Harris returned a Matt Hasselbeck pass 52 yards for a touchdown. Played in 20-degree temperatures, the Seahawks were down 13-6 at the half. Three Shaun Alexander second-half touchdowns, all 1 yarders, kept the Seahawks in it, including the game-tying score with :51 left in the game. Heading into overtime, the Seahawks won the toss but both teams exchanged punts. On Seattle's next possession, Harris stepped in front of Alex Bannister to end the game. Hasselbeck became the first Seahawks quarterback to throw for at least 300 yards in the postseason (305). Alexander set a club single-game record with three postseason touchdowns.

St. Louis 33, at Seattle 27 — Sunday, October 10, 2004

St. Louis rallied from a 17-point, fourth-quarter deficit to force overtime. After limiting the Rams to just seven points and 122 total first-half yards, the Seahawks led 24-10 heading into the final quarter. A Marc Bulger 8-yard touchdown pass to Brandon Manumaleuna, followed by a 41-yard touchdown pass to Kevin Curtis on their very next play following a Seattle punt, brought the Rams within three points, 27-24. Unable to run out the clock, Seattle was forced to punt and the Rams proceeded to drive for a Jeff Wilkins' game-tying, 36-yard field goal with eight seconds remaining. The Rams had first crack in overtime and a 52-yard touchdown pass from Bulger to Shaun McDonald sealed the victory for St. Louis.

at Washington 20, Seattle 17 — Sunday, October 2, 2005

The Seahawks used a 91-yard drive capped by a Matt Hasselbeck to Darrell Jackson 6-yard scoring pass to tie the game at 17-17 with 1:23 remaining. Kelly Herndon intercepted a Mark Brunell pass on the ensuing drive to set up a game-winning field goal attempt; however, Josh Brown's 47-yard attempt hit the left upright as time expired and the game headed into overtime. The Redskins won the coin flip and took the opening drive 55 yards in 11 plays before Nick Novak connected on a game-winning 39-yard field goal.

Seattle 24, N.Y. Giants 21 — Sunday, November 27, 2005

The Seahawks escaped defeat three times to win their first overtime game since 2002. The Giants tied the game 21-21 with 1:59 to play in the game. The Giants forced Seahawks punt and five plays and 28 yards later, the Giants were lining up for a 40-yard game-winning field goal by Jay Feely. The kick was wide left and the game headed into overtime. The Seahawks won the toss and were forced to punt on their first possession. New York took over at their own 49-yard line. After an Eli Manning to Jeremy Shockey pass to the Seahawks 26-yard line was reviewed and overturned, the Giants were forced to settle for a 54-yard field goal attempt that came up short. The Seahawks punted yet again, and Tiki Barber rattled off a 49-yard run to the Seahawks 31. The Giants gained four more yards setting up a third game-winning attempt for Feely, this one from 45 yards. Short again. The Seahawks finally took advantage of their opportunity and on second-and-21, Matt Hasselbeck connected with D.J. Hackett for 38 yards and then rushed for an additional 20 yards setting up a 36-yard game winner by Josh Brown.

at Chicago 27, Seattle 24 — Sunday, January 14, 2007

Seattle's bid for a return trip to the Super Bowl ended when Bears' kicker Robbie Gould connected on a 49-yard field goal in overtime. Seattle won the coin toss, but was forced to punt. Facing a third-and-10, Rex Grossman found Bernard Berrian for a 30-yard gain to the Seahawks' 36 yard line. Four plays later, Gould connected on the game winner.

PLAYOFF GAMES

AFC WILD CARD PLAYOFFS

SEATTLE SEAHAWKS 31, DENVER BRONCOS 7

SATURDAY, DECEMBER 24, 1983 — KINGDOME

Dave Krieg threw three touchdown passes to lead the Seahawks to a win in the first playoff game in their history. Krieg, who completed 12-of-13 passes, increased a 10-7 Seahawks halftime lead with touchdown passes on Seattle's first two second half possessions. Seattle scored on the game's opening drive on a Krieg touchdown pass. After a Denver touchdown, Seattle took the lead for good with a field goal. Krieg then opened the second half by throwing two touchdown passes. Seattle recorded three takeaways, all deep in Seahawks territory. Of Denver's 360 total yards, 140 were gained on their last two drives. Steve DeBerg, who was activated two days before the game after missing nine games with a shoulder injury, was 14-of-19 for 131 yards, before being replaced midway through the fourth quarter by rookie John Elway. Both teams had 9-7 records in the regular season with Seattle gaining the home-field advantage by virtue of their win on the season's last week and Denver's loss at Kansas City.

| | | | | | |
|---------|-------|--------|--|----|----|
| Denver | 7 | 0 | 0 | 0 | 7 |
| Seattle | 7 | 3 | 7 | 14 | 31 |
| SEA 1 | 4:42 | 0-7 | Largent 17 pass Krieg (N. Johnson kick) [8-62, 4:33] | | |
| DEN 1 | 11:22 | 7-7 | Myles 13 pass DeBerg (Karlis kick) [9-76, 4:08] | | |
| SEA 2 | 5:35 | 7-10 | N. Johnson 37 FG [9-32, 4:33] | | |
| SEA 3 | 7:02 | 7-17 | Metzelaars 5 pass Krieg (N. Johnson kick) [5-73, 3:19] | | |
| SEA 4 | 0:04 | 7-24 | Johns 18 pass Krieg (N. Johnson kick) [9-61, 4:17] | | |
| SEA 4 | 5:26 | 7-31 | Hughes 2 run (N. Johnson kick) [9-64, 4:43] | | |
| Att. | — | 60,752 | | | |

STARTERS

OFFENSE

| | |
|----|--------------|
| TE | - Metzelaars |
| LT | - Essink |
| LG | - Bailey |
| C | - Bush |
| RT | - Pratt |
| RG | - August |
| TE | - Young |
| WR | - Largent |
| QB | - Krieg |
| RB | - Warner |
| FB | - C. Bryant |
| K | - N. Johnson |

DEFENSE

| | |
|------|-------------|
| LE | - Green |
| NT | - Nash |
| RE | - J. Bryant |
| LOLB | - Scholtz |
| LILB | - Norman |
| RILB | - Butler |
| ROLB | - Gaines |
| LCB | - Justin |
| RCB | - Brown |
| SS | - Easley |
| FS | - Harris |
| P | - West |

INDIVIDUAL STATISTICS

RUSHING LEADERS

| Denver | Att | Yds | LG | TD |
|--------------|-----------|------------|-----------|----------|
| Winder | 16 | 59 | 35 | 0 |
| Poole | 7 | 25 | 7 | 0 |
| TOTAL | 33 | 125 | 35 | 0 |
| Seattle | Att | Yds | LG | TD |
| Warner | 23 | 99 | 15 | 0 |
| Hughes | 3 | 16 | 9 | 1 |
| TOTAL | 38 | 145 | 15 | 1 |

PASSING LEADERS

| Denver | A | C | Yds | TD | I |
|--------------|-----------|-----------|------------|----------|----------|
| DeBerg | 19 | 14 | 131 | 1 | 1 |
| Elway | 15 | 10 | 123 | 0 | 1 |
| TOTAL | 34 | 24 | 254 | 1 | 2 |
| Seattle | A | C | Yds | TD | I |
| Krieg | 13 | 12 | 200 | 3 | 0 |
| TOTAL | 13 | 12 | 200 | 3 | 0 |

PASS RECEIVING LEADERS

| Denver | No | Yds | LG | TD |
|--------------|-----------|------------|-----------|----------|
| Myles | 7 | 73 | 18 | 1 |
| Watson | 4 | 51 | 22 | 0 |
| Poole | 4 | 17 | 8 | 0 |
| Simpson | 3 | 52 | 31 | 0 |
| TOTAL | 24 | 254 | 31 | 1 |
| Seattle | No | Yds | LG | TD |
| Largent | 4 | 76 | 34 | 1 |
| Warner | 3 | 22 | 9 | 0 |
| Johns | 2 | 59 | 41 | 1 |
| Young | 2 | 38 | 28 | 0 |
| Metzelaars | 1 | 5 | 5 | 1 |
| TOTAL | 12 | 200 | 41 | 3 |

TEAM STATISTICS

| Denver | Seattle |
|-------------------------|------------|
| Total First Downs | 21 |
| Rush/Pass/Penalty | 5/14/2 |
| Third Down Eff. | 9/17 52.9% |
| Fourth Down Eff. | 1/2 50.0% |
| Total Net Yards | 360 |
| Total Off. Plays | 69 |
| Avg. Per Play | 5.2 |
| Net Yards Rushing | 125 |
| Total Rushing Plays | 33 |
| Avg. Gain Per Rush | 3.8 |
| Net Yards Passing | 235 |
| Times Sacked/Yards Lost | 2-19 |
| Pass Att.-Comp.-Int. | 34-24-2 |
| Avg. Gain Per Pass Play | 6.5 |
| Punts-No. and Avg. | 4-47.8 |
| Had Blocked | 0 |
| Penalties-No. and Yards | 5-35 |
| Return Yardage | 128 |
| Fumbles-No. and Lost | 1-1 |
| Touchdowns | 1 |
| Rush/Pass/Return | 0/1/0 |
| Extra Points Made-Att. | 1-1 |
| Field Goals Made-Att. | 0-0 |
| Time of Possession | 30:57 |

DEFENSE

Denver — Tackles: Ryan 7. **Sacks:** Manor 1.0, Woodard 1.0. **Interceptions:** None. **Forced Fumbles:** None. **Fumble Recoveries:** None.

Seattle — Tackles: Easley 11. **Sacks:** Clancy 1.0, Easley 1.0. **Interceptions:** G. Johnson 1, Justin 1. **Forced Fumbles:** Robinson 1. **Fumble Recoveries:** Moyer 1.

AFC DIVISIONAL PLAYOFFS SEATTLE SEAHAWKS 27, MIAMI DOLPHINS 20 SATURDAY, DECEMBER 31, 1983 — ORANGE BOWL

Seattle scored 10 points in a 33-second span late in the fourth quarter to upset the highly favored and defending AFC champion Dolphins at home. Trailing 20-17 with 3:43 left, Dave Krieg connected twice with Steve Largent for 16 and 40 yards to put the ball at the Dolphins' 2 where Curt Warner scored. Sam Merriman recovered a Fulton Walker fumble on the ensuing kickoff to set up Norm Johnson's field goal. When Walker fumbled the kickoff again, Seattle recovered and ran out the clock. Miami scored first, but missed the point after allowing Seattle to take a 7-6 lead on Krieg's pass to Cullen Bryant. Zachary Dixon set up the score with a 59-yard kickoff return. Dan Marino's second touchdown pass of the first half gave the Dolphins a 13-7 halftime lead. Seattle regained the lead on Warner's 1-yard run which was set up by John Harris' fumble recovery. Johnson then added a field goal for a 17-13 lead after Kerry Justin's interception. Krieg was intercepted with 4:34 left setting up the Dolphins' go-ahead touchdown before rebounding with his completions to Largent, who had been held without a reception. The Seattle defense forced five turnovers to set up 13 points. Dave Brown had 10 tackles and Keith Butler nine for Seattle. Harris had four tackles, an interception and a fumble recovery. Miami entered the game 12-4 and winners of the AFC East, while Seattle qualified as a wild card with a 9-7 mark.

| | | | | | | |
|---------|-------|--------|--|----|---|----|
| Seattle | 0 | 7 | 7 | 13 | — | 27 |
| Miami | 0 | 13 | 0 | 7 | — | 20 |
| MIA 2 | 2:23 | 0-6 | D. Johnson 19 pass Marino (kick blocked) [12-80, 5:44] | | | |
| SEA 2 | 5:41 | 7-6 | C. Bryant 6 pass Krieg (N. Johnson kick) [6-38, 3:16] | | | |
| MIA 2 | 9:17 | 7-13 | Duper 32 pass Marino (von Schamann kick) [7-74, 3:36] | | | |
| SEA 3 | 8:34 | 14-13 | Warner 1 run (N. Johnson kick) [8-55, 3:53] | | | |
| SEA 4 | 4:18 | 17-13 | N. Johnson 27 FG [9-40, 4:18] | | | |
| MIA 4 | 11:17 | 17-20 | Bennett 2 run (von Schamann kick) [3-16, 0:51] | | | |
| SEA 4 | 13:12 | 24-20 | Warner 2 run (N. Johnson kick) [5-66, 1:55] | | | |
| SEA 4 | 13:34 | 27-20 | N. Johnson 37 FG [4-8, 0:24] | | | |
| Att. | — | 71,032 | | | | |

INDIVIDUAL STATISTICS

RUSHING LEADERS

| Seattle | Att | Yds | LG | TD |
|--------------|-----------|------------|-----------|----------|
| Warner | 29 | 113 | 11 | 2 |
| Bryant | 5 | 22 | 6 | 0 |
| TOTAL | 42 | 151 | 12 | 2 |
| Miami | Att | Yds | LG | TD |
| Nathan | 8 | 19 | 9 | 0 |
| Franklin | 6 | 28 | 9 | 0 |
| TOTAL | 30 | 128 | 10 | 1 |

PASSING LEADERS

| Seattle | A | C | Yds | TD | I |
|--------------|-----------|-----------|------------|----------|----------|
| Krieg | 28 | 15 | 192 | 1 | 1 |
| Zorn | 1 | 0 | 0 | 0 | 0 |
| TOTAL | 29 | 15 | 192 | 1 | 1 |
| Miami | A | C | Yds | TD | I |
| Marino | 25 | 15 | 193 | 2 | 2 |
| Clayton | 1 | 0 | 0 | 0 | 0 |
| TOTAL | 26 | 15 | 193 | 2 | 2 |

PASS RECEIVING LEADERS

| Seattle | No | Yds | LG | TD |
|--------------|-----------|------------|-----------|----------|
| Warner | 5 | 38 | 10 | 0 |
| Johns | 4 | 60 | 28 | 0 |
| Largent | 2 | 56 | 40 | 0 |
| Doornink | 2 | 26 | 16 | 0 |
| C. Bryant | 2 | 12 | 6 | 1 |
| TOTAL | 15 | 192 | 40 | 1 |
| Miami | No | Yds | LG | TD |
| Duper | 9 | 117 | 32 | 1 |
| D. Johnson | 2 | 29 | 19 | 1 |
| Moore | 2 | 26 | 13 | 0 |
| TOTAL | 15 | 193 | 32 | 2 |

| | |
|-------------------------|--|
| Total First Downs | |
| Rush/Pass/Penalty | |
| Third Down Eff. | |
| Fourth Down Eff. | |
| Total Net Yards | |
| Total Off. Plays | |
| Avg. Per Play | |
| Net Yards Rushing | |
| Total Rushing Plays | |
| Avg. Gain Per Rush | |
| Net Yards Passing | |
| Times Sacked/Yards Lost | |
| Pass Att.-Comp.-Int. | |
| Avg. Gain Per Pass Play | |
| Punts-No. and Avg. | |
| Had Blocked | |
| Penalties-No. and Yards | |
| Return Yardage | |
| Fumbles-No. and Lost | |
| Touchdowns | |
| Rush/Pass/Return | |
| Extra Points Made-Att. | |
| Field Goals Made-Att. | |
| Time of Possession | |

DEFENSE

Seattle — Tackles: Brown 10. **Sacks:** None. **Interceptions:** Harris 1, Justin 1. **Forced Fumbles:** Doornink 1, Gaines 1. **Fumble Recoveries:** Doornink 1, Harris 1, Merriman 1. **Miami — Tackles:** Baumhower 13. **Sacks:** Baumhower 1.0. **Interceptions:** Small 1. **Forced Fumbles:** None. **Fumble Recoveries:** None.

STARTERS

OFFENSE

| | |
|----|--------------|
| TE | - Metzelaars |
| LT | - Essink |
| LG | - Bailey |
| C | - Bush |
| RG | - Pratt |
| RT | - August |
| TE | - Young |
| WR | - Largent |
| QB | - Krieg |
| RB | - Warner |
| FB | - C. Bryant |
| K | - N. Johnson |

DEFENSE

| | |
|------|-------------|
| LE | - Green |
| NT | - Nash |
| RE | - J. Bryant |
| LOLB | - Scholtz |
| LILB | - Robinson |
| RILB | - Butler |
| ROLB | - Gaines |
| LCB | - Justin |
| RCB | - Brown |
| SS | - Easley |
| FS | - Harris |
| P | - West |

AFC CHAMPIONSHIP GAME LOS ANGELES RAIDERS 30, SEATTLE SEAHAWKS 14 SUNDAY, JANUARY 8, 1984 — MEMORIAL COLISEUM

The Raiders stopped the Seahawks dream of a trip to the Super Bowl with a convincing 30-14 win in Seattle's first appearance in the AFC Championship Game. The Raiders, who compiled an AFC-best 12-4 record during the regular season, jumped to a 27-0 lead and were never threatened. Frank Hawkins rushed for a pair of touchdowns and Chris Bahr had two field goals in the first half, which saw Los Angeles score 17 points in the last 4:17 of the second quarter. Key was a 49-yard Malcolm Barnwell pass reception setting up a touchdown and a Mike Davis interception which led to a Bahr field goal. The Raiders held a 226-16 total-yard advantage at halftime, including holding Seattle to minus 9 yards passing. The Raiders also ran 36 plays to Seattle's 23. Marcus Allen extended the Raiders lead to 27-7 with a third-quarter touchdown reception. The Seahawks scored two late touchdowns sandwiched around another Bahr field goal for the final margin. Los Angeles controlled the ball for 37:06 and outgained Seattle 401 yards to 167. Seattle suffered five interceptions and allowed four sacks. Allen accounted for 216 total yards from scrimmage, rushing for 154 and catching seven passes for 62. The Raiders were playing in their eleventh AFL/AFC title game and won for the fourth time to earn a berth in Super Bowl XVIII. Los Angeles went on to defeat the defending world-champion Washington Redskins, 38-9, in the Super Bowl.

| | | | | | | |
|-------------|--------|-------|---|---|---|----|
| Seattle | 0 | 0 | 7 | 7 | — | 14 |
| Los Angeles | 3 | 17 | 7 | 3 | — | 30 |
| LA 1 | 6:13 | 0-3 | Bahr 20 FG [6-23, 2:43] | | | |
| LA 2 | 10:43 | 0-10 | Hawkins 1 run (Bahr kick) [9-61, 4:40] | | | |
| LA 2 | 13:54 | 0-17 | Hawkins 5 run (Bahr kick) [4-60, 1:26] | | | |
| LA 2 | 14:57 | 0-20 | Bahr 45 FG [5-33, 0:38] | | | |
| LA 3 | 8:11 | 0-27 | Allen 3 pass Plunkett (Bahr kick) [2-46, 1:09] | | | |
| SEA 3 | 10:59 | 7-27 | Doornink 11 pass Zorn (N. Johnson kick) [10-74, 4:01] | | | |
| LA 4 | 11:03 | 7-30 | Bahr 35 FG [7-19, 3:49] | | | |
| SEA 4 | 13:44 | 14-30 | Young 9 pass Zorn (N. Johnson kick) [9-71, 2:41] | | | |
| Att. — | 88,734 | | | | | |

INDIVIDUAL STATISTICS

RUSHING LEADERS

| Seattle | Att | Yds | LG | TD |
|--------------|-----------|------------|-----------|----------|
| Warner | 11 | 26 | 7 | 0 |
| Hughes | 3 | 14 | 8 | 0 |
| TOTAL | 18 | 65 | 10 | 0 |
| Los Angeles | Att | Yds | LG | TD |
| Allen | 25 | 154 | 43 | 0 |
| Hawkins | 10 | 24 | 8 | 2 |
| Plunkett | 7 | 26 | 10 | 0 |
| TOTAL | 46 | 205 | 43 | 2 |

PASSING LEADERS

| Seattle | A | C | Yds | TD | I |
|--------------|-----------|-----------|------------|----------|----------|
| Krieg | 9 | 3 | 12 | 0 | 3 |
| Zorn | 27 | 14 | 134 | 2 | 2 |
| TOTAL | 36 | 17 | 146 | 2 | 5 |
| Los Angeles | A | C | Yds | TD | I |
| Plunkett | 24 | 17 | 214 | 1 | 2 |
| TOTAL | 24 | 17 | 214 | 1 | 2 |

PASS RECEIVING LEADERS

| Seattle | No | Yds | LG | TD |
|--------------|-----------|------------|-----------|----------|
| Doornink | 6 | 48 | 12 | 1 |
| Johns | 5 | 49 | 14 | 0 |
| Largent | 2 | 25 | 14 | 0 |
| Warner | 2 | 10 | 12 | 0 |
| TOTAL | 17 | 146 | 14 | 2 |
| Los Angeles | No | Yds | LG | TD |
| Allen | 7 | 62 | 16 | 1 |
| Barnwell | 5 | 116 | 49 | 0 |
| Christensen | 3 | 14 | 6 | 0 |
| Branch | 2 | 22 | 11 | 0 |
| TOTAL | 17 | 214 | 49 | 1 |

| Seattle | Los Angeles |
|-------------------------|-----------------------|
| Total First Downs | 16 21 |
| Rush/Pass/Penalty | 4/10/2 10/11/0 |
| Third Down Eff. | 2/12 16.7% 9/16 56.3% |
| Fourth Down Eff. | 1/2 50.0% 0/1 0.0% |
| Total Net Yards | 167 401 |
| Total Off. Plays | 58 72 |
| Avg. Per Play | 2.9 5.6 |
| Net Yards Rushing | 65 205 |
| Total Rushing Plays | 18 46 |
| Avg. Gain Per Rush | 2.9 5.6 |
| Net Yards Passing | 102 196 |
| Times Sacked/Yards Lost | 4/44 2/18 |
| Pass Att.-Comp.-Int. | 36-17-5 24-17-2 |
| Avg. Gain Per Pass Play | 2.6 7.5 |
| Punts-No. and Avg. | 5-32.0 2-34.0 |
| Penalties-No. and Yards | 2-20 7-53 |
| Return Yardage | 144 100 |
| Fumbles-No. and Lost | 1-0 3-2 |
| Touchdowns | 2 3 |
| Rush/Pass/Return | 0/2/0 2/1/0 |
| Extra Points Made-Att. | 2-2 3-3 |
| Field Goals Made-Att. | 0-0 3-3 |
| Time of Possession | 22:54 37:06 |

DEFENSE

Seattle — Tackles: Nash 11, Butler 10. **Sacks:** Dufek 1.0, Gaines 1.0. **Interceptions:** G. Johnson 1, Scholtz 1. **Forced Fumbles:** Green 1, Scholtz 1. **Fumble Recoveries:** J. Bryant 2. **Los Angeles — Tackles:** Squirek 7. **Sacks:** Townsend 2.0, Martin 1.0, Pickel 1.0. **Interceptions:** M. Davis 2, Hayes 1, McElroy 1, Millen 1. **Forced Fumbles:** Millen 1. **Fumble Recoveries:** None.

STARTERS

OFFENSE

| | |
|----|--------------|
| TE | - Metzelaars |
| LT | - Essink |
| LG | - Bailey |
| C | - Bush |
| RG | - Pratt |
| RT | - August |
| TE | - Young |
| WR | - Largent |
| QB | - Krieg |
| RB | - Warner |
| FB | - C. Bryant |
| K | - N. Johnson |

DEFENSE

| | |
|------|-------------|
| LE | - Green |
| NT | - Nash |
| RE | - J. Bryant |
| LOLB | - Scholtz |
| LILB | - Robinson |
| RILB | - Butler |
| ROLB | - Gaines |
| LCB | - Justin |
| RCB | - Brown |
| FS | - Easley |
| P | - West |

AFC WILD CARD PLAYOFFS SEATTLE SEAHAWKS 13, LOS ANGELES RAIDERS 7 SUNDAY, DECEMBER 22, 1984 — KINGDOME

Dan Doornink rushed for a career-high 123 yards to help the Seahawks eliminate the defending Super Bowl champion Raiders. Seattle took a 7-0 lead into halftime on Dave Krieg's 26-yard second-quarter touchdown pass to Daryl Turner. Seattle rushed for 34 yards on the 93-yard drive, which was keyed by a 23-yard pass interference penalty on Los Angeles' Lester Hayes putting the ball at the Raiders' 33. Doornink contributed 18 yards on a third-quarter drive to Norm Johnson's 35-yard field goal. That drive was set up by Keith Simpson's recovery of a Bruce Scholtz forced fumble at the Raiders' 38. Johnson upped the lead to 13-0 with a 44-yard fourth-quarter field goal. The Raiders broke into the scoring column on Jim Plunkett's 46-yard touchdown pass to Marcus Allen with 5:05 left. Seattle ran the clock down to 45 seconds on their next drive behind the running of Doornink, who carried four times for 13 yards, including a five-yard run on a third-and-two. He also contributed a 14-yard reception. The Raiders' last drive ended with Kenny Easley's interception with four seconds left. Doornink, a seven-year veteran, had started only three times in the regular season and rushed for 215 yards. He contributed 82 of his total in the second half. The Seattle defense limited Los Angeles to 240 total yards, recorded six sacks, and forced three turnovers. Jacob Green had 2.5 of the sacks. Keith Butler had nine tackles, including a sack. Bill Pickel had 15 tackles and Vann McElroy 11 for the Raiders. Seattle played the game without starting left tackle Ron Essink (flu) and started Sid Abramowitz, who had one career start, in his place. Seattle's reliance on the run caused the Raiders to switch to a 4-4 defense for most of the second half, removing Hayes for an extra linebacker.

| | | | | | | |
|-------------|-------|------|---|---|---|----|
| Los Angeles | 0 | 0 | 0 | 7 | — | 7 |
| Seattle | 0 | 7 | 3 | 3 | — | 13 |
| SEA 2 | 10:41 | 0-7 | Turner 26 pass Krieg (N. Johnson kick) [9-93, 5:05] | | | |
| SEA 3 | 13:31 | 0-10 | N. Johnson 35 FG [7-21, 2:33] | | | |
| SEA 4 | 4:10 | 0-13 | N. Johnson 44 FG [5-23, 2:27] | | | |
| LA 4 | 9:55 | 7-13 | Allen 46 pass Plunkett (Bahr kick) [7-78, 1:17] | | | |

Att. — 62,049

INDIVIDUAL STATISTICS

RUSHING LEADERS

| Los Angeles | Att | Yds | LG | TD |
|--------------|-----------|------------|-----------|----------|
| Allen | 17 | 61 | 15 | 0 |
| Hawkins | 6 | 34 | 11 | 0 |
| TOTAL | 25 | 105 | 15 | 0 |
| Seattle | Att | Yds | LG | TD |
| Doornink | 27 | 123 | 14 | 0 |
| Hughes | 14 | 54 | 12 | 0 |
| Lane | 4 | 17 | 8 | 0 |
| Krieg | 3 | 10 | 13 | 0 |
| TOTAL | 49 | 202 | 14 | 0 |

PASSING LEADERS

| Los Angeles | A | C | Yds | TD | I |
|--------------|-----------|-----------|------------|----------|----------|
| Plunkett | 27 | 14 | 184 | 1 | 2 |
| TOTAL | 27 | 14 | 184 | 1 | 2 |
| Seattle | A | C | Yds | TD | I |
| Krieg | 10 | 4 | 70 | 1 | 0 |
| TOTAL | 10 | 4 | 70 | 1 | 0 |

PASS RECEIVING LEADERS

| Los Angeles | No | Yds | LG | TD |
|--------------|-----------|------------|-----------|----------|
| Allen | 5 | 90 | 46 | 1 |
| Hawkins | 4 | 27 | 12 | 0 |
| Barnwell | 3 | 34 | 18 | 0 |
| Christensen | 1 | 21 | 21 | 0 |
| King | 1 | 12 | 12 | 0 |
| TOTAL | 14 | 184 | 46 | 1 |
| Seattle | No | Yds | LG | TD |
| Turner | 1 | 26 | 26 | 1 |
| Tice | 1 | 20 | 20 | 0 |
| Doornink | 1 | 14 | 14 | 0 |
| Hughes | 1 | 10 | 10 | 0 |
| TOTAL | 4 | 70 | 26 | 1 |

TEAM STATISTICS

| | Los Angeles | Seattle |
|-------------------------|-------------|------------|
| Total First Downs | 14 | 17 |
| Rush/Pass/Penalty | 5/8/1 | 12/4/1 |
| Third Down Eff. | 4/13 30.8% | 2/13 15.4% |
| Fourth Down Eff. | 0/0 0.0% | 0/0 0.0% |
| Total Net Yards | 240 | 248 |
| Total Off. Plays | 58 | 61 |
| Avg. Per Play | 4.1 | 4.1 |
| Net Yards Rushing | 105 | 202 |
| Total Rushing Plays | 25 | 49 |
| Avg. Gain Per Rush | 4.2 | 4.1 |
| Net Yards Passing | 135 | 46 |
| Times Sacked/Yards Lost | 6/49 | 2/24 |
| Pass Att.-Comp.-Int. | 27-14-2 | 10-4-0 |
| Avg. Gain Per Pass Play | 4.1 | 3.8 |
| Punts-No. and Avg. | 8-41.9 | 8-37.8 |
| Penalties-No. and Yards | 8-68 | 7-55 |
| Return Yardage | 33 | 111 |
| Fumbles-No. and Lost | 2-1 | 0-0 |
| Touchdowns | 1 | 1 |
| Rush/Pass/Return | 0/1/0 | 0/1/0 |
| Extra Points Made-Att. | 1-1 | 1-1 |
| Field Goals Made-Att. | 0-0 | 2-2 |
| Time of Possession | 25:41 | 34:19 |

DEFENSE

Los Angeles — Tackles: McElroy 11. **Sacks:** Alzado 2.0. **Interceptions:** None. **Forced Fumbles:** None. **Fumble Recoveries:** None.
Seattle — Tackles: Butler 9, Green 9. **Sacks:** Green 2.5, Butler 1.0, Fanning 1.0, Mangiero 1.0, Bryant 0.5. **Interceptions:** Easley 1, Harris 1. **Forced Fumbles:** Butler 1, Scholtz 1. **Fumble Recoveries:** Simpson 1.

STARTERS

| | OFFENSE |
|------|--------------|
| TE | - Tice |
| LT | - Abramowitz |
| LG | - Bailey |
| C | - Bush |
| RG | - Pratt |
| RT | - Cryder |
| TE | - Young |
| WR | - Largent |
| QB | - Krieg |
| RB | - Doornink |
| FB | - Hughes |
| K | - N. Johnson |
| | DEFENSE |
| LE | - Green |
| NT | - Nash |
| RE | - J. Bryant |
| LOLB | - Scholtz |
| LILB | - Robinson |
| RILB | - Butler |
| ROLB | - Gaines |
| LCB | - Simpson |
| RCB | - Brown |
| SS | - Easley |
| FS | - Harris |
| P | - West |

AFC DIVISIONAL PLAYOFFS MIAMI DOLPHINS 31, SEATTLE SEAHAWKS 10 SATURDAY, DECEMBER 29, 1984 — ORANGE BOWL

Dan Marino threw three touchdown passes to lead the Dolphins to a divisional playoff win in the Orange Bowl. Miami, which had the AFC's best regular-season record, 14-2, would host the AFC Championship Game. Seattle, which finished the regular season a franchise best 12-4, was eliminated. The win also avenged a 27-20 Seahawks win in the divisional round of the 1983 AFC playoffs. Marino threw two of his scoring passes in the third quarter to break open what had been a 14-10 Miami halftime lead. Marino, who set an NFL record with 48 touchdown passes during the season, was 7-of-8 for 50 yards on the first scoring drive. On the second, he found Mark Clayton two plays after a short punt gave Miami the ball at the Seattle 33. Uwe von Schamann closed out the scoring with a fourth-quarter field goal. Miami struck first on their second possession as Tony Nathan scored on a 14-yard run. After Seattle closed to 7-3, Marino found Jimmy Cefalo for a 34-yard touchdown on the Dolphins' next possession, one play after a Seattle interception was nullified by an offsides penalty. Seattle closed to 14-10 on Dave Krieg's 56-yard touchdown pass to Steve Largent with 3:23 left in the half. Miami gained 405 yards as Marino passed for 262. Seattle's John Harris, a Miami native, picked off two passes in the first half. His 32-yard return with the first set up a field goal. He returned the second 13 yards to the Miami 45, but the Dolphins held, forcing a punt.

| | | | | | | | | |
|---------|---|--------|-------|---|---|---|----|---|
| Seattle | | 0 | 10 | 0 | 0 | — | 10 | P |
| Miami | | 7 | 7 | 14 | 3 | — | 31 | |
| MIA | 1 | 10:51 | 0-7 | Nathan 14 run (von Schamann kick) [8-68, 4:01] | | | | |
| SEA | 2 | 1:24 | 3-7 | N. Johnson 27 FG [7-29, 3:08] | | | | |
| MIA | 2 | 4:07 | 3-14 | Cefalo 34 pass Marino (von Schamann kick) [4-60, 2:43] | | | | |
| SEA | 2 | 11:37 | 10-14 | Largent 56 pass Krieg (N. Johnson kick) [4-70, 1:47] | | | | |
| MIA | 3 | 10:35 | 10-21 | Hardy 3 pass Marino (von Schamann kick) [13-76, 5:40] | | | | |
| MIA | 3 | 12:35 | 10-28 | Clayton 33 pass Marino (von Schamann kick) [2-33, 0:46] | | | | |
| MIA | 4 | 3:32 | 10-31 | von Schamann 37 FG (8-69, 3:55] | | | | |
| Att. | — | 73,469 | | | | | | |

INDIVIDUAL STATISTICS

RUSHING LEADERS

| Seattle | Att | Yds | LG | TD |
|--------------|-----------|------------|-----------|----------|
| Doornink | 10 | 35 | 8 | 0 |
| Hughes | 7 | 14 | 7 | 0 |
| TOTAL | 18 | 51 | 8 | 0 |
| Miami | Att | Yds | LG | TD |
| Nathan | 18 | 76 | 14 | 1 |
| Bennett | 11 | 41 | 14 | 0 |
| P. Johnson | 6 | 22 | 11 | 0 |
| TOTAL | 36 | 143 | 14 | 1 |

PASSING LEADERS

| Seattle | A | C | Yds | TD | I |
|--------------|-----------|-----------|------------|----------|----------|
| Krieg | 35 | 20 | 234 | 1 | 0 |
| TOTAL | 35 | 20 | 234 | 1 | 0 |
| Miami | A | C | Yds | TD | I |
| Marino | 34 | 21 | 262 | 3 | 2 |
| TOTAL | 34 | 21 | 262 | 3 | 2 |

PASS RECEIVING LEADERS

| Seattle | No | Yds | LG | TD |
|----------------|-----------|------------|------------|----------|
| Largent | 6 | 128 | 56t | 1 |
| Doornink | 6 | 23 | 9 | 0 |
| Turner | 3 | 38 | 21 | 0 |
| Skansi | 2 | 31 | 24 | 0 |
| TOTAL | 20 | 234 | 56t | 1 |
| Miami | No | Yds | LG | TD |
| Clayton | 5 | 75 | 33 | 1 |
| Nathan | 4 | 20 | 12 | 0 |
| Hardy | 3 | 48 | 32 | 1 |
| Duper | 3 | 32 | 15 | 0 |
| 2 players with | 2 | | | |
| TOTAL | 21 | 262 | 34 | 3 |

STARTERS

OFFENSE

| | |
|----|--------------|
| TE | - Tice |
| LT | - Essink |
| LG | - Bailey |
| C | - Bush |
| RG | - Pratt |
| RT | - Cryder |
| TE | - Young |
| WR | - Largent |
| QB | - Krieg |
| RB | - Doornink |
| FB | - Hughes |
| K | - N. Johnson |

DEFENSE

| | |
|------|-------------|
| LE | - Green |
| NT | - Nash |
| RE | - J. Bryant |
| LOLB | - Scholtz |
| LILB | - Robinson |
| RILB | - Butler |
| ROLB | - Gaines |
| LCB | - Simpson |
| RCB | - Brown |
| SS | - Easley |
| FS | - Harris |
| P | - West |

TEAM STATISTICS

| Seattle | Miami |
|-------------------------|-----------------------|
| Total First Downs | 8 22 |
| Rush/Pass/Penalty | 2/6/0 8/12/2 |
| Third Down Eff. | 5/15 33.3% 4/13 30.8% |
| Fourth Down Eff. | 0/1 0.0% 1/1 100.0% |
| Total Net Yards | 267 405 |
| Total Off. Plays | 55 70 |
| Avg. Per Play | 4.9 5.8 |
| Net Yards Rushing | 51 143 |
| Total Rushing Plays | 18 36 |
| Avg. Gain Per Rush | 4.9 5.8 |
| Net Yards Passing | 216 262 |
| Times Sacked/Yards Lost | 2/18 0/0 |
| Pass Att.-Comp.-Int. | 35-20-0 34-21-2 |
| Avg. Gain Per Pass Play | 5.8 7.7 |
| Punts-No. and Avg. | 7-37.0 3-37.0 |
| Had Blocked | 0 0 |
| Penalties-No. and Yards | 4-20 1-5 |
| Return Yardage | 127 81 |
| Fumbles-No. and Lost | 1-1 0-0 |
| Touchdowns | 1 4 |
| Rush/Pass/Return | 0/1/0 1/3/0 |
| Extra Points Made-Att. | 1-1 4-4 |
| Field Goals Made-Att. | 1-2 1-3 |
| Time of Possession | 24:12 35:48 |

DEFENSE

Seattle — **Tackles:** Butler 8, Easley 8. **Sacks:** None. **Interceptions:** Harris 2. **Forced Fumbles:** None. **Fumble Recoveries:** None.
Miami — **Tackles:** M. Brown 10. **Sacks:** Brudzinski 1.0, Betters 1.0. **Interceptions:** None. **Forced Fumbles:** McNeil 1. **Fumble Recoveries:** Benson 1.

AFC WILD CARD PLAYOFFS HOUSTON OILERS 23, SEATTLE SEAHAWKS 20 (OVERTIME) SUNDAY, JANUARY 3, 1988 — ASTRODOME

Tony Zendejas' 42-yard field goal 8:05 into overtime gave the Oilers the win over the Seahawks in Houston's first playoff game since 1980. The win put the Oilers in the divisional playoffs at the Denver Broncos. Zendejas' kick capped a 61-yard drive on the Oilers' first overtime possession. Warren Moon completed 3-of-4 passes on the drive's first five plays, for 37 yards, before Mike Rozier ran six times for 27 yards setting up Zendejas. Seattle forced overtime with an 80-yard drive that ended with Steve Largent's touchdown reception from Dave Krieg with 26 seconds left. The drive, which was set up a miss by Zendejas from 29 yards, featured a fourth-and-10 and third-and-10 conversions from Krieg, who was only 4-of-10 on the drive, but accounted for all 80 yards. Seattle won the overtime coin toss, but was forced to punt after three plays. Playing without Curt Warner (ankle), the NFL's third-leading rusher, Seattle was outgained 437-250, including 178-29 on the ground. Houston held the ball for 47:44 compared to Seattle's 20:21. Despite this, the Seahawks grabbed a 7-0 lead just 3:16 into the game. Melvin Jenkins picked off a pass on Houston's third play setting up a Krieg touchdown pass. Zendejas had a pair of field goals around a Rozier touchdown. After two Johnson field goals tied the score, Moon threw a touchdown pass to Willie Drewrey, the first of his career, for a 20-13 lead.

| | | | | | | | |
|---------|-------|-------|---|---|---|---|----|
| Seattle | 7 | 3 | 3 | 7 | 0 | — | 20 |
| Houston | 3 | 10 | 7 | 0 | 3 | — | 23 |
| SEA 1 | 3:16 | 7-0 | Largent 20 pass Krieg (N. Johnson kick) [3-54, 1:38] | | | | |
| HOU 1 | 10:16 | 7-3 | Zendejas 47 FG [11-51, 7:00] | | | | |
| HOU 2 | 1:43 | 7-10 | Rozier 1 run (Zendejas kick) [9-48, 4:20] | | | | |
| HOU 2 | 8:11 | 7-13 | Zendejas 49 FG [7-27, 4:33] | | | | |
| SEA 2 | 11:50 | 10-13 | N. Johnson 33 FG [4-4, 0:48] | | | | |
| SEA 3 | 6:37 | 13-13 | N. Johnson 41 FG [6-16, 2:16] | | | | |
| HOU 3 | 12:26 | 13-20 | Drewrey 29 pass Moon (Zendejas kick) [9-84, 5:49] | | | | |
| SEA 4 | 14:34 | 20-20 | Largent 12 pass Krieg (N. Johnson kick) [10-80, 1:21] | | | | |
| HOU OT | 8:05 | 20-23 | Zendejas 42 FG (12-61, 6:53) | | | | |

STARTERS

| OFFENSE | |
|---------|--------------|
| WR | - Butler |
| LT | - Mattes |
| LG | - Bailey |
| C | - Feasel |
| RG | - Millard |
| RT | - Wilson |
| TE | - Tice |
| WR | - Largent |
| QB | - Krieg |
| RB | - Williams |
| FB | - Burse |
| K | - N. Johnson |

DEFENSE

| | |
|------|-------------|
| LE | - Green |
| NT | - Nash |
| RE | - J. Bryant |
| LOLB | - Scholtz |
| LILB | - Young |
| RILB | - Bosworth |
| ROLB | - Gaines |
| LCB | - Jenkins |
| RCB | - Hunter |
| SS | - Easley |
| FS | - Robinson |
| P | - West |

Att. — 49,622

INDIVIDUAL STATISTICS

RUSHING

| Seattle | Att | Yds | LG | TD |
|--------------|-----------|------------|-----------|----------|
| Williams | 7 | 27 | 10 | 0 |
| Morris | 4 | 2 | 4 | 0 |
| TOTAL | 11 | 29 | 10 | 0 |
| Houston | Att | Yds | LG | TD |
| Hightsmith | 12 | 74 | 16 | 0 |
| Rozier | 21 | 66 | 11 | 1 |
| Pinkett | 11 | 29 | 5 | 0 |
| TOTAL | 50 | 178 | 16 | 1 |

PASSING

| Seattle | A | C | Yds | TD | I |
|--------------|-----------|-----------|------------|----------|----------|
| Krieg | 38 | 16 | 237 | 2 | 0 |
| Williams | 1 | 0 | 0 | 0 | 0 |
| TOTAL | 39 | 16 | 237 | 2 | 0 |
| Houston | A | C | Yds | TD | I |
| Moon | 32 | 21 | 273 | 1 | 1 |
| TOTAL | 32 | 21 | 273 | 1 | 1 |

PASS RECEIVING

| Seattle | No | Yds | LG | TD |
|--------------|-----------|------------|------------|----------|
| Largent | 7 | 132 | 33 | 2 |
| Butler | 3 | 73 | 32 | 0 |
| Williams | 2 | 5 | 3 | 0 |
| Skansi | 2 | 13 | 7 | 0 |
| TOTAL | 16 | 237 | 33 | 2 |
| Houston | No | Yds | LG | TD |
| Givins | 7 | 89 | 19 | 0 |
| D. Hill | 6 | 84 | 15 | 0 |
| Drewrey | 3 | 62 | 29t | 1 |
| Hightsmith | 2 | 17 | 11 | 0 |
| TOTAL | 21 | 273 | 29t | 1 |

TEAM STATISTICS

| | Seattle | Houston |
|-------------------------|------------|-------------|
| Total First Downs | 11 | 27 |
| Rush/Pass/Penalty | 1/10/0 | 9/18/0 |
| Third Down Eff. | 2/12 16.7% | 10/18 55.6% |
| Fourth Down Eff. | 1/1 100.0% | 0/0 0.0% |
| Total Net Yards | 250 | 437 |
| Total Off. Plays | 52 | 84 |
| Avg. Per Play | 4.8 | 5.2 |
| Net Yards Rushing | 29 | 178 |
| Total Rushing Plays | 11 | 50 |
| Avg. Gain Per Rush | 2.6 | 3.6 |
| Net Yards Passing | 221 | 259 |
| Times Sacked/Yards Lost | 2/16 | 2/14 |
| Pass Att.-Comp.-Int. | 39-16-0 | 32-21-1 |
| Avg. Gain Per Pass Play | 5.3 | 7.6 |
| Punts-No. and Avg. | 7-44.3 | 3-35.0 |
| Penalties-No. and Yards | 3-20 | 4-25 |
| Return Yardage | 226 | 92 |
| Fumbles-No. and Lost | 1-1 | 2-1 |
| Touchdowns | 2 | 2 |
| Rush/Pass/Return | 0/2/0 | 1/1/0 |
| Extra Points Made-Att. | 2-2 | 2-2 |
| Field Goals Made-Att. | 2-2 | 3-5 |
| Time of Possession | 20:21 | 47:44 |

DEFENSE

Seattle — Tackles: Bosworth 17, Robinson 15, Easley 12, Jenkins 12, Young 12. **Sacks:** Bryant 1.0, Gaines 1.0. **Interceptions:** Jenkins 1. **Forced Fumbles:** Young 1. **Fumble Recoveries:** Young 1.

Houston — Tackles: Bostic 5, Childress 5, Meads 5. **Sacks:** Childress 1.0, Lyles 0.5, Meads 0.5. **Interceptions:** None. **Forced Fumbles:** None. **Fumble Recoveries:** Bostic 1.

AFC DIVISIONAL PLAYOFFS CINCINNATI BENGALS 21, SEATTLE SEAHAWKS 13 SATURDAY, DECEMBER 31, 1988 — RIVERFRONT STADIUM

In a matchup of division winners, the Bengals used the running of rookie Ickey Woods to defeat the Seahawks in Riverfront Stadium. With the win, Cincinnati earned the right to host the AFC Championship Game. Woods rushed for 126 of the Bengals' 254 yards helping set up two short Stanley Wilson touchdown runs. Woods scored on a third short run to give the Bengals a 21-0 halftime lead. Cincinnati rushed for 165 yards in the half, 70 by Woods and 60 by James Brooks, and controlled the ball for 20:35. The Seahawks scored first in the fourth quarter after Joe Nash recovered a Jacob Green forced fumble on the Bengals' 31. Dave Krieg passed seven yards to John L. Williams for the score. After a punt, Seattle drove 69 yards capped by Krieg's one-yard run, but missed the extra point, to trail by eight. Seattle out-gained the Bengals 245-116 in the second half. Williams caught 11 passes for 137 yards for the Seahawks, both team postseason records. The 11 receptions were also the third most in a post-season game in NFL history. The Seahawks were hampered by an ankle injury suffered by Curt Warner in the season finale at the Los Angeles Raiders, which held him to 11 yards on eight carries. The Bengals earned the right to host the game after posting an AFC-best 12-4 record. Seattle was 9-7 and won their first AFC West title. Cincinnati went on to defeat the Buffalo Bills and represented the AFC in Super Bowl XXIII.

| | | | | | | |
|------------|--------|-------|---|---------------|---|----|
| Seattle | 0 | 0 | 0 | 13 | — | 13 |
| Cincinnati | 7 | 14 | 0 | 0 | — | 21 |
| CIN 1 | 5:59 | 0-7 | Wilson 3 run (Breech kick) | [11-85, 5:41] | | |
| CIN 2 | 3:25 | 0-14 | Wilson 3 run (Breech kick) | [7-75, 5:32] | | |
| CIN 2 | 7:20 | 0-21 | Woods 1 run (Breech kick) | [5-56, 3:00] | | |
| SEA 4 | 3:20 | 7-21 | Williams 7 pass Krieg (N. Johnson kick) | [5-31, 1:44] | | |
| SEA 4 | 8:55 | 13-21 | Krieg 1 run (kick wide right) | [9-69, 3:33] | | |
| Att. — | 58,560 | | | | | |

INDIVIDUAL STATISTICS

RUSHING LEADERS

| Seattle | Att | Yds | LG | TD |
|--------------|-----------|------------|-----------|----------|
| Warner | 8 | 11 | 8 | 0 |
| Williams | 7 | 10 | 3 | 0 |
| TOTAL | 16 | 22 | 8 | 1 |
| Cincinnati | Att | Yds | LG | TD |
| Woods | 23 | 126 | 30 | 1 |
| Brooks | 13 | 72 | 26 | 0 |
| Wilson | 7 | 45 | 20 | 2 |
| TOTAL | 47 | 254 | 30 | 3 |

PASSING LEADERS

| Seattle | A | C | Yds | TD | I |
|--------------|-----------|-----------|------------|----------|----------|
| Krieg | 50 | 24 | 297 | 1 | 2 |
| TOTAL | 50 | 24 | 297 | 1 | 2 |
| Cincinnati | A | C | Yds | TD | I |
| Esiason | 19 | 7 | 108 | 0 | 0 |
| TOTAL | 19 | 7 | 108 | 0 | 0 |

PASS RECEIVING LEADERS

| Seattle | No | Yds | LG | TD |
|--------------|-----------|------------|-----------|----------|
| Williams | 11 | 137 | 37 | 1 |
| Blades | 5 | 78 | 24 | 0 |
| Butler | 2 | 40 | 32 | 0 |
| Largent | 2 | 17 | 12 | 0 |
| TOTAL | 24 | 297 | 37 | 1 |
| Cincinnati | No | Yds | LG | TD |
| Holman | 3 | 44 | 24 | 0 |
| Collinsworth | 1 | 30 | 30 | 0 |
| Brown | 1 | 23 | 23 | 0 |
| Brooks | 1 | 9 | 9 | 0 |
| Riggs | 1 | 2 | 2 | 0 |
| TOTAL | 7 | 108 | 30 | 0 |

TEAM STATISTICS

| Seattle | Cincinnati |
|-------------------------|-----------------------|
| Total First Downs | 19 22 |
| Rush/Pass/Penalty | 1/16/2 17/5/0 |
| Third Down Eff. | 2/12 16.7% 6/13 46.2% |
| Fourth Down Eff. | 2/4 50.0% 0/1 0.0% |
| Total Net Yards | 294 345 |
| Total Off. Plays | 69 68 |
| Avg. Per Play | 4.3 5.1 |
| Net Yards Rushing | 22 254 |
| Total Rushing Plays | 16 47 |
| Avg. Gain Per Rush | 1.4 5.4 |
| Net Yards Passing | 297 108 |
| Times Sacked/Yards Lost | 3/25 2/17 |
| Pass Att.-Comp.-Int. | 50-24-2 19-7-0 |
| Avg. Gain Per Pass Play | 5.3 4.3 |
| Punts-No. and Avg. | 6-44.1 6-46.0 |
| Had Blocked | 0 0 |
| Penalties-No. and Yards | 5-45 2-29 |
| Return Yardage | 96 73 |
| Fumbles-No. and Lost | 1-1 3-2 |
| Touchdowns | 2 3 |
| Rush/Pass/Return | 1/1/0 3/0/0 |
| Extra Points Made-Att. | 2-3 3-3 |
| Field Goals Made-Att. | 0-0 0-0 |
| Time of Possession | 24:41 35:19 |

DEFENSE

Seattle — Tackles: Robinson 11. **Sacks:** Clarke 1.0, Green 1.0. **Interceptions:** None. **Forced Fumbles:** Clarke 1, Green 1. **Fumble Recoveries:** Jenkins 1, Nash 1. **Cincinnati — Tackles:** Krumrie 7. **Sacks:** Buck 1.0, Skow 1.0, Williams 1.0. **Interceptions:** Thomas 1, Wilcots 1. **Forced Fumbles:** Krumrie 1. **Fumble Recoveries:** Skow 1.

STARTERS

OFFENSE

| | |
|----|--------------|
| WR | - Blades |
| LT | - Mattes |
| LG | - Bailey |
| C | - Bush |
| RT | - Millard |
| RG | - Wilson |
| TE | - Tice |
| WR | - Largent |
| QB | - Krieg |
| RB | - Warner |
| FB | - Williams |
| K | - N. Johnson |

DEFENSE

| | |
|------|-------------|
| LE | - Green |
| NT | - Nash |
| RE | - J. Bryant |
| LOLB | - Scholtz |
| LILB | - Comeaux |
| RILB | - Wyman |
| ROLB | - Woods |
| LCB | - Taylor |
| RCB | - Jenkins |
| SS | - Moyer |
| FS | - Robinson |
| P | - West |

AFC WILD CARD PLAYOFFS MIAMI DOLPHINS 20, SEATTLE SEAHAWKS 17 SUNDAY, JANUARY 9, 2000 — KINGDOME

Charlie Rogers' 85-yard kickoff return touchdown proved not to be enough as the Seattle Seahawks lost to the Miami Dolphins at the Kingdome, 20-17, in their first playoff appearance since 1988. Seattle held a 17-13 lead in the fourth quarter, but Dan Marino led an 85-yard touchdown drive with 4:48 remaining which proved to be the game-winner. The Seahawks jumped to a 7-0 lead when Jon Kitna connected with Sean Dawkins on a 9-yard scoring pass. The Dolphins' Olindo Mare put the Dolphins on the board in the first quarter with a 32-yard field goal. Seattle countered with a 50-yard Todd Peterson field goal with 50 seconds remaining in the half for a 10-3 Seahawks halftime lead. Miami came right out of the gates to open the second half trying to work their way back into the game. Marino connected with Orande Gadsden on a 1-yard touchdown pass, which tied the game at 10-10. However, on the ensuing kickoff, Rogers bobbled the kick, but was able to retain possession and returned it 85 yards for an electrifying touchdown giving Seattle a 17-10 lead. Following an exchange of punts, Miami crept to within 17-13 on a 50-yard Mare field goal in the third quarter. Trying to catch Seattle by surprise, the Dolphins attempted an onside kick and recovered, but Seattle's defense held and forced the Dolphins to punt. The Dolphins scored the go-ahead touchdown on a J.J. Johnson 2-yard touchdown run with 4:48 remaining. The Seahawks would have two opportunities to catch up, but were forced to punt on the first and an interception with 23 seconds left in the game sealed the victory for the Dolphins.

| | | | | | | |
|---------|------|-------|---|---|---|----|
| Miami | 3 | 0 | 10 | 7 | — | 20 |
| Seattle | 7 | 3 | 7 | 0 | — | 17 |
| SEA 1 | 6:18 | 0-7 | Dawkins 9 pass Kitna (Peterson kick) [8-47, 3:35] | | | |
| MIA 1 | 2:05 | 3-7 | Mare 32 FG [7-37, 4:13] | | | |
| SEA 2 | 0:45 | 3-10 | Peterson 50 FG [8-49, 3:45] | | | |
| MIA 3 | 8:55 | 10-10 | Gadsden 1 pass Marino (Mare kick) [10-60, 6:05] | | | |
| SEA 3 | 8:37 | 10-17 | Rogers 85 kickoff return (Peterson kick) | | | |
| MIA 3 | 2:22 | 13-17 | Mare 50 FG [6:32, 3:12] | | | |
| MIA 4 | 4:48 | 20-17 | Johnson 2 run (Mare kick) [11-85, 4:21] | | | |

Att. — 66,170

INDIVIDUAL STATISTICS

RUSHING LEADERS

| Miami | Att | Yds | LG | TD |
|--------------|-----------|------------|-----------|----------|
| Johnson | 27 | 86 | 18 | 1 |
| Denson | 7 | 19 | 17 | 0 |
| 2 Others | 3 | 3 | 4 | 0 |
| TOTAL | 37 | 108 | 18 | 1 |
| Seattle | Att | Yds | LG | TD |
| Watters | 19 | 40 | 8 | 0 |
| Kitna | 1 | 1 | 1 | 0 |
| TOTAL | 20 | 41 | 8 | 0 |

PASSING LEADERS

| Miami | A | C | Yds | TD | I |
|--------------|-----------|-----------|------------|----------|----------|
| Marino | 30 | 17 | 196 | 1 | 0 |
| TOTAL | 30 | 17 | 196 | 1 | 0 |
| Seattle | A | C | Yds | TD | I |
| Kitna | 30 | 14 | 162 | 1 | 2 |

TOTAL 3014 **162** **1**
2PASS RECEIVING LEADERS

| Miami | No | Yds | LG | TD |
|--------------|-----------|------------|-----------|----------|
| McDuffie | 5 | 82 | 27 | 0 |
| Martin | 5 | 70 | 23 | 0 |
| Gadsden | 2 | 25 | 24 | 1 |
| Johnson | 2 | 3 | 6 | 0 |
| 4 Others | 3 | 16 | 7 | 0 |
| TOTAL | 17 | 196 | 27 | 1 |
| Seattle | No | Yds | LG | TD |
| Dawkins | 3 | 35 | 17 | 1 |
| Pritchard | 3 | 34 | 17 | 0 |
| Fauria | 3 | 31 | 14 | 0 |
| Watters | 2 | 22 | 14 | 0 |
| 3 Others | 3 | 40 | 22 | 0 |
| TOTAL | 14 | 162 | 22 | 1 |

TEAM STATISTICS

| | Miami | Seattle |
|-------------------------|------------|------------|
| Total First Downs | 18 | 12 |
| Rush/Pass/Penalty | 7/10/1 | 0/10/2 |
| Third Down Eff. | 6/16 37.5% | 5/15 33.3% |
| Fourth Down Eff. | 0/0 0.0% | 1/1 100.0% |
| Total Net Yards | 299 | 171 |
| Total Off. Plays | 68 | 56 |
| Avg. Per Play | 4.4 | 3.1 |
| Net Yards Rushing | 108 | 41 |
| Total Rushing Plays | 37 | 20 |
| Avg. Gain Per Rush | 2.9 | 2.1 |
| Net Yards Passing | 191 | 130 |
| Times Sacked/Yards Lost | 1/5 | 6/32 |
| Pass Att.-Comp.-Int. | 30/17-0 | 30/14-2 |
| Avg. Gain Per Pass Play | 6.2 | 3.6 |
| Punts-No. and Avg. | 8-41.3 | 7-47.9 |
| Had Blocked | 0 | 0 |
| Penalties-No. and Yards | 6-67 | 2-10 |
| Return Yardage | 100 | 24 |
| Fumbles-No. and Lost | 0-0 | 0-0 |
| Touchdowns | 2 | 2 |
| Rush/Pass/Return | 1/1/0 | 0/1/1 |
| Extra Points Made-Att. | 2-2 | 2-2 |
| Field Goals Made-Att. | 2-2 | 1-1 |
| Time of Possession | 34:38 | 25:12 |

DEFENSE

Miami — Tackles: Thomas 9. **Sacks:** Armstrong 3.0, Owens 1.0, Thomas 1.0, Williams 1.0. **Interceptions:** Buckley 1, Marion 1. **Forced Fumbles:** None. **Fumble Recoveries:** None.
Seattle — Tackles: Brown 10. **Sacks:** Adams 1.0. **Interceptions:** None. **Forced Fumbles:** None. **Fumble Recoveries:** None.

STARTERS

| | OFFENSE |
|-----|---------------|
| WR | - Dawkins |
| LT | - Jones |
| LG | - Kendall |
| C | - Gray |
| RG | - Habib |
| RT | - Williams |
| TE | - Fauria |
| WR | - Mayes |
| QB | - Kitna |
| RB | - Watters |
| FB | - Brown |
| K | - Peterson |
| | DEFENSE |
| LE | - Sinclair |
| DT | - Adams |
| RE | - Daniels |
| OLB | - Brown |
| ILB | - Simmons |
| ILB | - Willis |
| CB | - Canty |
| LCB | - Springs |
| RCB | - W. Williams |
| SS | - D. Williams |
| FS | - Bellamy |
| P | - Feagles |

NFC WILD CARD PLAYOFFS GREEN BAY PACKERS 33, SEATTLE SEAHAWKS 27 (OT) SUNDAY, JANUARY 4, 2004 — LAMBEAU FIELD

The "Frozen Tundra" provided the stage for another epic playoff battle as the Seahawks and Packers went toe-to-toe for the right to play another week. After battling four and half quarters, the Packers' Al Harris sent the Seahawks home and the Packers to Philadelphia for the NFC divisional playoff when he intercepted a Matt Hasselbeck pass in overtime and returned it 52 yards for the score. Things started slowly as both teams warmed to the 20 degree temperatures and the Seahawks heated up first with a 30-yard field goal from Josh Brown. The Packers got even in the second quarter following a Ryan Longwell field goal. The Seahawks responded with another Brown field goal before Brett Favre led the Packers down the field ending with a 23-yard touchdown strike to tight end Bubba Franks. Another Longwell field goal gave the Packers a 13-6 lead at the half. Hasselbeck and the Seahawks began the second half with a Shaun Alexander tying touchdown. After forcing the Packers to punt, Hasselbeck again picked apart the Packers secondary and led the Hawks down to the Green Bay 1-yard line where Alexander punched it in for his second score of the game. The Pack retaliated with an Ahman Green touchdown and another tie game. Another Green touchdown put the Packers up 27-20 with 2:44 to play. Hasselbeck's seven-play, 63-yard drive set up a Seahawks record third touchdown run by Alexander to tie the game with :51 remaining. Favre raced the Packers down to the Seattle 29 with five seconds on the clock but it wasn't close enough as Longwell came up short from 47 yards out. The Seahawks won the overtime coin toss and a confident Hasselbeck assured a score. The two teams traded three and outs. Five plays into the Seahawks second drive, Hasselbeck looked left and tried to sneak it in to Alex Bannister but Harris stepped in front.

| | | | | | | | |
|-----------|-------|-------|---|--------|--------|---|----|
| Seattle | 3 | 3 | 14 | 7 | 0 | — | 27 |
| Green Bay | 0 | 13 | 0 | 14 | 6 | — | 33 |
| SEA 1 | 7:01 | 3-0 | J. Brown 30 FG [10-57, 4:53] | | | | |
| GB 2 | 9:13 | 3-3 | Longwell 31 FG [5-37, 2:01] | | | | |
| SEA 2 | 6:50 | 6-3 | J. Brown 35 FG [8-51, 2:23] | | | | |
| GB 2 | 4:37 | 6-10 | Franks 23 pass Favre (Longwell kick) [5-80, 2:13] | | | | |
| GB 2 | 0:46 | 6-13 | Longwell 27 FG [6-30, 1:32] | | | | |
| SEA 3 | 9:28 | 13-13 | Alexander 1 run (Brown kick) [10-74, 5:32] | | | | |
| SEA 3 | 1:57 | 20-13 | Alexander 1 run (Brown kick) [11-77, 4:57] | | | | |
| GB 4 | 10:01 | 20-20 | Green 1 run (Longwell kick) [12-60, 6:56] | | | | |
| GB 4 | 2:44 | 27-20 | Green 1 run (Longwell kick) [12-51, 6:46] | | | | |
| SEA 4 | 0:51 | 27-27 | Alexander 1 run (J.Brown kick) [7-67, 1:53] | | | | |
| GB OT | 10:35 | 27-33 | Harris 52 INT | Att. — | 71,457 | | |

INDIVIDUAL STATISTICS

RUSHING LEADERS

| Seattle | Att | Yds | LG | TD |
|--------------|-----------|-----------|-----------|----------|
| Alexander | 20 | 45 | 17 | 3 |
| Morris | 1 | 4 | 4 | 0 |
| TOTAL | 21 | 49 | 17 | 3 |
| Green Bay | Att | Yds | LG | TD |
| Green | 23 | 66 | 9 | 2 |
| Davenport | 7 | 21 | 8 | 0 |
| 2 Others | 2 | -9 | -1 | 0 |
| TOTAL | 32 | 78 | 9 | 2 |

PASSING LEADERS

| Seattle | A | C | Yds | TD | I |
|--------------|-----------|-----------|------------|----------|----------|
| Hasselbeck | 45 | 25 | 305 | 0 | 1 |
| TOTAL | 45 | 25 | 305 | 0 | 1 |
| Green Bay | A | C | Yds | TD | I |
| Favre | 38 | 26 | 319 | 1 | 0 |
| TOTAL | 38 | 26 | 319 | 1 | 0 |

PASS RECEIVING LEADERS

| Seattle | No | Yds | LG | TD |
|--------------|-----------|------------|-----------|----------|
| K. Robinson | 7 | 88 | 33 | 0 |
| Mili | 6 | 62 | 15 | 0 |
| Jackson | 5 | 58 | 25 | 0 |
| Engram | 4 | 83 | 34 | 0 |
| 3 Others | 2 | 14 | 8 | 0 |
| TOTAL | 25 | 305 | 34 | 0 |
| Green Bay | No | Yds | LG | TD |
| Driver | 6 | 66 | 23 | 0 |
| Walker | 5 | 111 | 44 | 0 |
| Green | 5 | 44 | 13 | 0 |
| Henderson | 3 | 38 | 29 | 0 |
| 5 Others | 7 | 60 | 23t | 1 |
| TOTAL | 26 | 319 | 44 | 1 |

TEAM STATISTICS

| Seattle | Green Bay |
|-------------------------|------------|
| Total First Downs | 22 |
| Rush/Pass/Penalty | 4/16/2 |
| Third Down Eff. | 6/16 37.5% |
| Fourth Down Eff. | 1/1 100% |
| Total Net Yards | 340 |
| Total Off. Plays | 68 |
| Avg. Per Play | 5.0 |
| Net Yards Rushing | 49 |
| Total Rushing Plays | 21 |
| Avg. Gain Per Rush | 2.3 |
| Net Yards Passing | 291 |
| Times Sacked/Yards Lost | 2/14 0/0 |
| Pass Att.-Comp.-Int. | 45-25-1 |
| Avg. Gain Per Pass Play | 6.2 |
| Punts-No. and Avg. | 6-37.5 |
| Had Blocked | 0 |
| Penalties-No. and Yards | 2-15 |
| Return Yardage | 114 |
| Fumbles-No. and Lost | 1-0 0-0 |
| Touchdowns | 3 |
| Rush/Pass/Return | 3/0/0 |
| Extra Points Made-Att. | 2-2 |
| Field Goals Made-Att. | 2-2 |
| Time of Possession | 29:26 |

DEFENSE

Seattle — Tackles: Lewis 10. Sacks: None. Interceptions: None. Forced Fumbles: None. Fumble Recoveries: None.
Green Bay — Tackles: Sharper 11. Sacks: Kampman 1.0. Hunt 1.0. Interceptions: Harris 1. Forced Fumbles: Hunt 1. Fumble Recoveries: None.

STARTERS

| OFFENSE |
|------------------|
| WR - K. Robinson |
| LT - Jones |
| LG - Hutchinson |
| C - Toback |
| RG - Womack |
| RT - Terry |
| WR - Engram |
| WR - Jackson |
| QB - Hasselbeck |
| RB - Alexander |
| WR - Bannister |
| K - Brown |
| DEFENSE |
| LE - Mitchell |
| DT - Woodard |
| DT - Moore |
| RE - Okeafor |
| OLB - Simmons |
| MLB - Godfrey |
| OLB - C. Brown |
| LCB - Springs |
| RCB - Trufant |
| SS - Tongue |
| FS - D. Robinson |
| P - Rouen |

NFC WILD CARD PLAYOFFS ST. LOUIS RAMS 27, SEATTLE SEAHAWKS 20 SATURDAY, JANUARY 8, 2005 — QWEST FIELD

Hosting only their fourth home playoff game in team history, the Seahawks took on the St. Louis Rams for the third time of the season, only to have the same outcome of the previous two matchups. The Rams scored first as Marc Bulger found Torry Holt from 15 yards out on their opening possession. Seattle answered with a Josh Brown 47-yard field goal. Trailing 14-10 at the half, Seattle took the second-half kickoff and pulled to within 14-13 after another Brown field goal. The Rams answered with a field goal of their own, giving them a 17-13 lead heading into the fourth quarter. Seattle's next possession at the end of the third and beginning of the fourth quarter, was a seven-play, 76-yard drive in which Darrell Jackson caught four passes for 50 yards, including a 23-yard touchdown to give the Seahawks their first lead of the day, 20-17. The Rams tied the game with a Wilkins' 27-yard field goal. St. Louis forced a Seattle punt and received the ball with 5:42 left to play. Bulger connected with Cam Cleeland for a 17-yard touchdown and a 27-20 Rams' lead. On their final drive, Seattle drove to the Rams' 11-yard line with under one minute to play. Facing third-and-16 after a sack and incompleteness, Hasselbeck found Ingram for a 12-yard gain but left the Seahawks with fourth down and 0:27 remaining. Seattle's fourth-down play was something that plagued the team the last two seasons as Ingram had Hasselbeck's pass go off his hands in the end zone. St. Louis took over the ball on downs. Jackson caught a career-high 12 passes for 128 yards and Hasselbeck became only the third quarterback (Dan Fouts, Bulger) in NFL history to throw for more than 300 yards in his first two career postseason starts.

| | | | | | | |
|-----------|---|---|---|----|---|----|
| St. Louis | 7 | 7 | 3 | 10 | — | 27 |
| Seattle | 3 | 7 | 3 | 7 | — | 20 |

| | | | | |
|-----|---|-------|-------|---|
| STL | 1 | 11:33 | 0-7 | Holt 15 pass Bulger (Wilkins kick) [6-75, 3:27] |
| SEA | 1 | 2:05 | 3-7 | J. Brown 47 FG [9-46, 4:30] |
| STL | 2 | 13:32 | 3-14 | Faulk 1 run (Wilkins kick) [6-75, 3:33] |
| SEA | 2 | 8:18 | 10-14 | Ingram 19 pass Hasselbeck (J. Brown kick) [9-84, 5:14] |
| SEA | 3 | 8:52 | 13-14 | J. Brown 30 FG [14-64, 6:08] |
| STL | 3 | 2:35 | 13-17 | Wilkins 38 FG [12-48, 6:17] |
| SEA | 4 | 13:43 | 20-17 | Jackson 23 pass Hasselbeck (J. Brown kick) [7-76, 3:52] |
| STL | 4 | 8:07 | 20-20 | Wilkins 27 FG [11-60, 5:36] |
| STL | 4 | 2:11 | 20-27 | Cleeland 17 pass Bulger (Wilkins kick) [7-76, 3:31] |

Att. — 65,397

INDIVIDUAL STATISTICS

RUSHING LEADERS

| St. Louis | Att | Yds | LG | TD |
|--------------|-----------|------------|-----------|----------|
| Faulk | 13 | 55 | 13 | 1 |
| Jackson | 10 | 36 | 9 | 0 |
| 2 Others | 4 | 11 | 7 | 0 |
| TOTAL | 27 | 102 | 13 | 1 |
| Seattle | Att | Yds | LG | TD |
| Alexander | 15 | 40 | 9 | 0 |
| Hasselbeck | 2 | 26 | 17 | 0 |
| 2 Others | 3 | 15 | 6 | 0 |
| TOTAL | 20 | 81 | 17 | 0 |

PASSING LEADERS

| St. Louis | A | C | Yds | TD | I |
|--------------|-----------|-----------|------------|----------|----------|
| Bulger | 32 | 18 | 313 | 2 | 1 |
| TOTAL | 32 | 18 | 313 | 2 | 1 |
| Seattle | A | C | Yds | TD | I |
| Hasselbeck | 43 | 27 | 341 | 2 | 1 |
| TOTAL | 43 | 27 | 341 | 2 | 1 |

PASS RECEIVING LEADERS

| St. Louis | No | Yds | LG | TD |
|--------------|-----------|------------|-----------|----------|
| Holt | 6 | 108 | 52 | 1 |
| Curtis | 4 | 107 | 50 | 0 |
| Bruce | 3 | 40 | 21 | 0 |
| Faulk | 2 | 12 | 12 | 0 |
| 3 Others | 3 | 46 | 31 | 1 |
| TOTAL | 18 | 313 | 52 | 2 |
| Seattle | No | Yds | LG | TD |
| Jackson | 12 | 128 | 23t | 1 |
| Mili | 6 | 98 | 22 | 0 |
| Robinson | 4 | 40 | 15 | 0 |
| Ingram | 3 | 34 | 19 | 1 |
| 2 Others | 2 | 41 | 25 | 0 |
| TOTAL | 27 | 341 | 25 | 2 |

TEAM STATISTICS

| | St. Louis | Seattle |
|-------------------------|-----------|----------|
| Total First Downs | 22 | 24 |
| Rush/Pass/Penalty | 3/15/4 | 7/15/2 |
| Third Down Eff. | 9/14 64% | 5/12 42% |
| Fourth Down Eff. | 0/0 0.0% | 0/2 0.0% |
| Total Net Yards | 396 | 413 |
| Total Off. Plays | 64 | 66 |
| Avg. Per Play | 6.2 | 6.3 |
| Net Yards Rushing | 102 | 81 |
| Total Rushing Plays | 27 | 20 |
| Avg. Gain Per Rush | 3.8 | 4.1 |
| Net Yards Passing | 294 | 332 |
| Times Sacked/Yards Lost | 5/19 | 3/9 |
| Pass Att.-Comp.-Int. | 32-18-1 | 43-27-1 |
| Avg. Gain Per Pass Play | 7.9 | 7.2 |
| Punts-No. and Avg. | 3-29.0 | 3-44.3 |
| Had Blocked | 0 | 0 |
| Penalties-No. and Yards | 4-30 | 9-61 |
| Return Yardage | 115 | 118 |
| Fumbles-No. and Lost | 0-0 | 2-0 |
| Touchdowns | 3 | 2 |
| Rush/Pass/Return | 1/2/0 | 0/2/0 |
| Extra Points Made-Att. | 3-3 | 2-2 |
| Field Goals Made-Att. | 2-2 | 2-2 |
| Time of Possession | 31:06 | 28:54 |

DEFENSE

St. Louis — Tackles: Polley 12. Sacks: Kennedy 1.0, Lewis 1.0, Thomas 1.0. Interceptions: Fisher 1. Forced Fumbles: B. Fisher 1, T. Fisher 1. Fumble Recoveries: None.
Seattle — Tackles: C. Brown 10. Sacks: Okefor 2.0, Bernard 1.0, Terrill 0.5, Woodard 0.5. Interceptions: Hamlin 1. Forced Fumbles: None. Fumble Recoveries: None.

STARTERS

| | OFFENSE |
|-----|---------------|
| WR | - Rice |
| LT | - Jones |
| LG | - Hutchinson |
| C | - Tobeck |
| RG | - Gray |
| RT | - Womack |
| TE | - Mili |
| WR | - Jackson |
| QB | - Hasselbeck |
| RB | - Alexander |
| WR | - Ingram |
| K | - J. Brown |
| | DEFENSE |
| LE | - Okefor |
| DT | - Woodard |
| DT | - Bernard |
| RE | - Mitchell |
| OLB | - Kacyvenski |
| ILB | - Koutouvides |
| OLB | - C. Brown |
| LCB | - Trufant |
| RCB | - Lucas |
| SS | - Boulware |
| FS | - Hamlin |
| P | - Walter |

NFC DIVISIONAL PLAYOFFS

SEATTLE SEAHAWKS 20, WASHINGTON REDSKINS 10

SATURDAY, JANUARY 14, 2006 — QWEST FIELD

The Seattle Seahawks ended their 21-year streak without a postseason win with a 20-10 victory over the Washington Redskins in the NFC Divisional Playoff Game at Qwest Field. In the wet afternoon, Seattle's trouble holding on to the ball stalled drives and gave Washington good field position after a Shaun Alexander fumble at the Redskins 12-yard line and two special teams fumbles on the day. Seattle's defense weathered the storm and held Washington to only a John Hall second quarter field goal. Seattle's offense took another hit when Alexander left the game with a concussion in the first quarter after gaining only 9 yards on six carries. Maurice Morris gained the tough yards and Coach Mike Holmgren put the game on Matt Hasselbeck's arm and leadership for the remainder of the game. The Redskins took a 3-0 lead midway through the second quarter and Seattle responded with a 29-yard scoring pass from Hasselbeck to Darrell Jackson. Seattle took a 7-3 lead into halftime, before Hasselbeck beat Redskins CB Shawn Springs to the pylon for a 14-3 midway through the third quarter. Brown added a field goal to begin the final quarter for a 17-3 lead. The Redskins tried to hang on when Mark Brunell connected with Santana Moss for a 20-yard touchdown. The Seahawks capped the day with a 31-yard Brown field goal for a 2-10 victory.

STARTERS

OFFENSE

| | | |
|----|---|------------|
| WR | - | Engram |
| LT | - | Jones |
| LG | - | Hutchinson |
| C | - | Toback |
| RG | - | Gray |
| RT | - | Locklear |
| WR | - | Jurevicius |
| WR | - | Jackson |
| QB | - | Hasselbeck |
| FB | - | Strong |
| WR | - | Alexander |
| K | - | J. Brown |

DEFENSE

| | | |
|-----|---|-----------|
| LE | - | Fisher |
| DT | - | Darby |
| DT | - | Bernard |
| RE | - | Wistrom |
| OLB | - | Hill |
| ILB | - | Tatupu |
| OLB | - | Lewis |
| LCB | - | Babineaux |
| RCB | - | Trufant |
| SS | - | Boulware |
| FS | - | Manuel |
| P | - | Rouen |

| | | | | | | |
|------------|---|---|---|---|---|----|
| Washington | 0 | 3 | 0 | 7 | — | 10 |
| Seattle | 0 | 7 | 7 | 6 | — | 20 |

| | | | | |
|-----|---|-------|-------|--|
| WAS | 2 | 8:59 | 3-0 | Hall 26 FG [10-32, 5:03] |
| SEA | 2 | 3:22 | 3-7 | Jackson 29 pass Hasselbeck (J. Brown kick) [12-74, 5:03] |
| SEA | 3 | 9:35 | 3-14 | Hasselbeck 6 run (J. Brown kick) [10-81, 4:20] |
| SEA | 4 | 14:16 | 3-17 | J. Brown 33 FG [6-48, 2:39] |
| WAS | 4 | 11:59 | 10-17 | Moss 20 pass Brunell (Hall kick) [4-76, 2:17] |
| SEA | 4 | 2:54 | 10-20 | J. Brown 31 FG [9-60, 5:07] |

Att. — 67,551

INDIVIDUAL STATISTICS

RUSHING LEADERS

| Washington | Att | Yds | LG | TD |
|--------------|-----------|------------|-----------|----------|
| Portis | 17 | 41 | 7 | 0 |
| Brunell | 4 | 12 | 7 | 0 |
| 2 Others | 4 | 6 | 7 | 0 |
| TOTAL | 25 | 59 | 7 | 0 |
| Seattle | Att | Yds | LG | TD |
| Morris | 18 | 49 | 8 | 0 |
| Strong | 3 | 40 | 32 | 0 |
| 2 Others | 12 | 30 | 9 | 1 |
| TOTAL | 33 | 119 | 32 | 1 |

PASSING LEADERS

| Washington | A | C | Yds | TD | I |
|--------------|-----------|-----------|------------|----------|----------|
| Brunell | 37 | 22 | 242 | 1 | 0 |
| TOTAL | 37 | 22 | 242 | 1 | 0 |
| Seattle | A | C | Yds | TD | I |
| Hasselbeck | 26 | 16 | 215 | 1 | 0 |
| TOTAL | 26 | 16 | 215 | 1 | 0 |

PASS RECEIVING LEADERS

| Washington | No | Yds | LG | TD |
|--------------|-----------|------------|-----------|----------|
| Moss | 7 | 103 | 39 | 1 |
| Cooley | 4 | 85 | 52 | 0 |
| Betts | 3 | 21 | 10 | 0 |
| Jacobs | 3 | 19 | 16 | 0 |
| 2 Others | 5 | 14 | 9 | 0 |
| TOTAL | 22 | 242 | 52 | 1 |
| Seattle | No | Yds | LG | TD |
| Jackson | 9 | 143 | 37 | 1 |
| Stevens | 2 | 13 | 9 | 0 |
| Engram | 2 | 11 | 9 | 0 |
| Jurevicius | 1 | 31 | 31 | 0 |
| 2 Others | 2 | 17 | 16 | 0 |
| TOTAL | 16 | 215 | 37 | 1 |

TEAM STATISTICS

| Washington | Seattle |
|-------------------------|--------------------|
| Total First Downs | 11 15 |
| Rush/Pass/Penalty | 3/7/1 6/8/1 |
| Third Down Eff. | 5/19 26% 7/14 50% |
| Fourth Down Eff. | 2/4 50.0% 0/0 0.0% |
| Total Net Yards | 289 334 |
| Total Off. Plays | 65 59 |
| Avg. Per Play | 4.4 5.7 |
| Net Yards Rushing | 59 119 |
| Total Rushing Plays | 25 33 |
| Avg. Gain Per Rush | 2.4 3.6 |
| Net Yards Passing | 230 215 |
| Times Sacked/Yards Lost | 2/12 0/0 |
| Pass Att.-Comp.-Int. | 38-22-0 26-16-0 |
| Avg. Gain Per Pass Play | 5.8 8.3 |
| Punts-No. and Avg. | 7-42.7 5-42.4 |
| Had Blocked | 0 0 |
| Penalties-No. and Yards | 7-50 2-10 |
| Return Yardage | 3 -1 |
| Fumbles-No. and Lost | 1-1 5-3 |
| Touchdowns | 1 2 |
| Rush/Pass/Return | 0/1/0 1/1/0 |
| Extra Points Made-Att. | 1-1 2-2 |
| Field Goals Made-Att. | 1-2 2-2 |
| Time of Possession | 32:15 27:45 |

DEFENSE

Washington — Tackles: Taylor, Washington 7. Sacks: None. Interceptions: None. Forced Fumbles: Daniels 1. Fumble Recoveries: Marshall 1.
Seattle — Tackles: Tatupu 10. Sacks: Fisher, Darby 1.0. Interceptions: None. Forced Fumbles: Fisher 1. Fumble Recoveries: Wistrom.

NFC CHAMPIONSHIP GAME SEATTLE SEAHAWKS 34, CAROLINA PANTHERS 14 SUNDAY, JANUARY 22, 2006 — QWEST FIELD

The Seahawks advanced to their first Super Bowl in club history as they defeated the Carolina Panthers 34-14 in front of a 12th Man crowd of 67,837 in the NFC Championship Game. The Seahawks offense got on the board first as it needed only five plays to cover 57 yards ending with a Matt Hasselbeck to Jeramy Stevens 17-yard touchdown pass. Seattle's defense, aided by the raucous crowd, allowed only 6 total first quarter yards and forced two Jake Delhomme interceptions; one each by Lofa Tatupu and Marquand Manuel. Seattle's offense turned the takeaways in to 10 points and took an early 17-0 lead in the second quarter. Carolina's touchdown in the second quarter was a 59-yard punt return by Smith that was allowed after a penalty flag for an illegal block in the back that was picked up. Josh Brown tacked on a 39 yard field goal midway through the quarter for a 20-7 lead at the half. Receiving the opening kickoff, Seattle drove 65 yards in eight plays with Hasselbeck and Darrell Jackson hooking up from 20 yards out for a 27-7 lead. The teams then exchanged two punts each until Michael Boulware intercepted Delhomme with 1:25 left in the third quarter. Seattle jumped out to a 34-7 lead after Shaun Alexander scored his second of two 1-yard runs with 6:00 left to play in the game. Carolina added its first offensive score of the day with 5:09 remaining in the game and after a Seattle punt, Smith caught a 7 yard pass but Craig Terrill forced a fumble that was recovered by Marcus Trufant to seal Seattle's trip to Super Bowl XL in Detroit.

| | | | | | | |
|----------|----|----|---|---|---|----|
| Carolina | 0 | 7 | 0 | 7 | — | 14 |
| Seattle | 10 | 10 | 7 | 7 | — | 34 |

| | | | | |
|-----|---|-------|-------|--|
| SEA | 1 | 5:31 | 0-7 | Stevens 17 pass Hasselbeck (Brown kick) [5-57, 2:16] |
| SEA | 1 | 2:23 | 0-10 | Brown 24 FG [6-14, 2:44] |
| SEA | 2 | 14:53 | 0-17 | Alexander 1 run (Brown kick) [4-17, 0:57] |
| CAR | 2 | 9:05 | 7-17 | Smith 59 punt return (Kasay kick) |
| SEA | 2 | 4:03 | 7-20 | Brown 39 FG [10-57, 5:02] |
| SEA | 3 | 11:09 | 7-27 | Jackson 20 pass Hasselbeck (Brown kick) [8-65, 3:51] |
| SEA | 4 | 6:00 | 7-34 | Alexander 1 run (Brown kick) [8-53, 4:48] |
| CAR | 4 | 5:09 | 14-34 | Carter 47 pass Delhomme (Kasay kick) [4-80, :51] |

INDIVIDUAL STATISTICS

RUSHING LEADERS

| Carolina | Att | Yds | LG | TD |
|--------------|-----------|------------|-----------|----------|
| Robertson | 4 | 19 | 15 | 0 |
| Delhomme | 3 | 15 | 6 | 0 |
| Goings | 5 | 2 | 0 | 0 |
| TOTAL | 12 | 36 | 15 | 0 |
| Seattle | Att | Yds | LG | TD |
| Alexander | 34 | 132 | 18 | 2 |
| Hasselbeck | 6 | 27 | 15 | 0 |
| 2 Others | 11 | 31 | 10 | 0 |
| TOTAL | 51 | 190 | 18 | 2 |

PASSING LEADERS

| Carolina | A | C | Yds | TD | I |
|--------------|-----------|-----------|------------|----------|----------|
| Delhomme | 35 | 15 | 196 | 1 | 3 |
| TOTAL | 35 | 15 | 196 | 1 | 3 |
| Seattle | A | C | Yds | TD | I |
| Hasselbeck | 28 | 20 | 219 | 2 | 0 |
| TOTAL | 28 | 20 | 219 | 2 | 0 |

PASS RECEIVING LEADERS

| Carolina | No | Yds | LG | TD |
|--------------|-----------|------------|------------|----------|
| Robertson | 5 | 37 | 18 | 0 |
| Smith | 5 | 33 | 12 | 0 |
| Carter | 2 | 88 | 47t | 1 |
| 3 Others | 3 | 38 | 19 | 0 |
| TOTAL | 15 | 196 | 47t | 1 |
| Seattle | No | Yds | LG | TD |
| Jackson | 6 | 75 | 20t | 1 |
| Stevens | 6 | 66 | 17t | 1 |
| Engram | 3 | 34 | 13 | 0 |
| Wallace | 1 | 28 | 28 | 0 |
| 4 Others | 4 | 16 | 7 | 0 |
| TOTAL | 20 | 219 | 28 | 2 |

| Carolina | Seattle |
|------------------------------|------------------|
| Total First Downs | 11 27 |
| Rush/Pass/Penalty | 2/7/2 13/11/3 |
| Third Down Eff. | 1/9 11% 8/18 44% |
| Fourth Down Eff. | 0/0 0% 0/1 0% |
| Total Net Yards | 212 393 |
| Total Off. Plays | 49 81 |
| Avg. Per Play | 4.3 4.9 |
| Net Yards Rushing | 36 190 |
| Total Rushing Plays | 12 51 |
| Avg. Gain Per Rush | 3.0 3.7 |
| Net Yards Passing | 176 203 |
| Times Sacked/Yards Lost | 2/20 2/16 |
| Pass Att.-Comp.-Int. | 35-15-3 28-20-0 |
| Avg. Gain Per Pass Play | 4.8 6.8 |
| Punts-No. and Avg. | 7-34.7 5-38.8 |
| Had Blocked | 0 0 |
| Penalties-No. and Yards | 5-57 7-63 |
| Return Yardage (No kickoffs) | 59 74 |
| Fumbles-No. and Lost | 1-1 0-0 |
| Touchdowns | 2 4 |
| Rush/Pass/Return | 0/1/1 2/2/0 |
| Extra Points Made-Att. | 2-2 4-4 |
| Field Goals Made-Att. | 0-0 2-3 |
| Time of Possession | 18:09 41:51 |

DEFENSE

Carolina — Tackles: Witherspoon 10. **Sacks:** Morgan, Rucker 1.0. **Interceptions:** None. **Forced Fumbles:** None. **Fumble Recoveries:** None.
Seattle — Tackles: Hill 6. **Sacks:** Bernard 2.0. **Interceptions:** Boulware, Manuel, Tatupu 1. **Forced Fumbles:** Terrill 1. **Fumble Recoveries:** Trufant 1.

STARTERS

OFFENSE

| | |
|----|--------------|
| WR | - Engram |
| LT | - Jones |
| LG | - Hutchinson |
| C | - Tobeck |
| RT | - Gray |
| RG | - Locklear |
| WR | - Jurevicius |
| WR | - Jackson |
| QB | - Hasselbeck |
| FB | - Strong |
| RB | - Alexander |
| K | - J. Brown |

DEFENSE

| | |
|-----|------------|
| LE | - Fisher |
| DT | - Darby |
| DT | - Bernard |
| RE | - Wistrom |
| OLB | - Hill |
| ILB | - Tatupu |
| OLB | - Lewis |
| LCB | - Dyson |
| RCB | - Trufant |
| SS | - Boulware |
| FS | - Manuel |
| P | - Rouen |

Att. — 67,837

SUPER BOWL XL PITTSBURGH STEELERS 21, SEATTLE SEAHAWKS 10 SUNDAY, FEBRUARY 5, 2006 — FORD FIELD - DETROIT

Playing in the Super Bowl for the first time in their 30-year history, Seattle faced the Pittsburgh Steelers at Ford Field in Detroit, losing 21-10. Both teams were held scoreless on their first two possessions. But on Seattle's ensuing drive, Darrell Jackson caught a 16-yard touchdown only to have it called back because of offensive pass-interference. This forced the Seahawks to settle for a 47-yard field goal by Josh Brown with 0:22 left in the first quarter. Closing the half, Pittsburgh converted a 3rd-and-28 with a 37-yard catch by Hines Ward, which helped set up Ben Roethlisberger's 1 yard score. The Steelers led 7-3 at halftime before scoring on the second play from scrimmage to start the second half as Willie Parker ran right for 75-yards and a touchdown. It was the longest run in Super Bowl history. The Seahawks battled back as Kelly Herndon intercepted Roethlisberger at the Seattle 4-yard line and ran it back 76 yards, the longest interception return in Super Bowl history. Three plays later Jerramy Stevens caught a 16-yard touchdown from Matt Hasselbeck to pull the Seahawks within 14-10. The Seahawks were on the verge of scoring again when Sean Locklear's holding penalty erased an 18-yard catch by Stevens that would have left the Seahawks at the Pittsburgh 1-yard line. This sent the Seahawks back to the air as Hasselbeck threw an interception in Pittsburgh's territory. The Steelers took advantage of the turnover and with 9:04 to play, the Steelers used some trickery as Antwan Randle El took a reverse and threw a 43-yard touchdown pass to Ward giving the Steelers a 21-10 lead. On the Seahawks next possession they were forced to punt, allowing the Steelers to run the clock down to the two-minute warning before giving Seattle one last shot. The Seahawks drove the ball down to the Pittsburgh 23-yard line before an incompletion on fourth down with: 08 remaining in the game.

| | | | | | | |
|------------|-------|-------|---|----|---|---------------|
| Seattle | 3 | 0 | 7 | 0- | — | 10 |
| Pittsburgh | 0 | 7 | 7 | 7 | — | 21 |
| SEA 1 | 0:22 | 3-0 | J. Brown 47 FG [7-22, 3:39] | | | |
| PIT 2 | 1:55 | 3-7 | Roethlisberger 1 run (Reed kick) [11-59, 6:20] | | | |
| PIT 3 | 14:38 | 3-14 | Parker 75 run (Reed kick) [2-75, 0:22] | | | |
| SEA 3 | 6:45 | 10-14 | Stevens 16 pass from Hasselbeck (Brown kick) [3-20, 0:53] | | | |
| PIT 4 | 8:56 | 10-21 | Ward 43 pass Randle El (Reed kick) [4-56, 1:50] | | | Att. — 68,206 |

INDIVIDUAL STATISTICS

RUSHING LEADERS

| Seattle | Att | Yds | LG | TD |
|--------------|-----------|------------|------------|----------|
| Alexander | 20 | 95 | 21 | 0 |
| Hasselbeck | 3 | 35 | 18 | 0 |
| Strong | 2 | 7 | 7 | 0 |
| TOTAL | 25 | 137 | 21 | 0 |
| Pittsburgh | Att | Yds | LG | TD |
| Parker | 10 | 93 | 75t | 1 |
| Bettis | 14 | 43 | 12 | 0 |
| 3 Others | 9 | 45 | 18 | 1 |
| TOTAL | 33 | 181 | 75t | 2 |

PASSING LEADERS

| Seattle | A | C | Yds | TD | I |
|----------------|-----------|-----------|------------|----------|----------|
| Hasselbeck | 49 | 26 | 273 | 1 | 1 |
| TOTAL | 49 | 26 | 273 | 1 | 1 |
| Pittsburgh | A | C | Yds | TD | I |
| Roethlisberger | 21 | 9 | 123 | 0 | 2 |
| Randle El | 1 | 1 | 43 | 1 | 0 |
| TOTAL | 22 | 10 | 166 | 1 | 2 |

PASS RECEIVING LEADERS

| Seattle | No | Yds | LG | TD |
|--------------|-----------|------------|------------|----------|
| Engram | 6 | 70 | 21 | 0 |
| Jurevicius | 5 | 93 | 35 | 0 |
| Jackson | 5 | 50 | 20 | 0 |
| Stevens | 3 | 25 | 16t | 1 |
| 4 Others | 7 | 35 | 13 | 0 |
| TOTAL | 26 | 273 | 35 | 1 |
| Pittsburgh | No | Yds | LG | TD |
| Ward | 5 | 123 | 43t | 1 |
| Randle El | 3 | 22 | 8 | 0 |
| Wilson | 1 | 20 | 20 | 0 |
| Parker | 1 | 1 | 1 | 0 |
| TOTAL | 10 | 166 | 43t | 1 |

TEAM STATISTICS

| | Seattle | Pittsburgh |
|-------------------------|-----------|------------|
| Total First Downs | 20 | 14 |
| Rush/Pass/Penalty | 5/15/0 | 6/8/0 |
| Third Down Eff. | 5/17 29% | 8/15 53% |
| Fourth Down Eff. | 1/2 50.0% | 0/0 0.0% |
| Total Net Yards | 396 | 339 |
| Total Off. Plays | 77 | 56 |
| Avg. Per Play | 5.1 | 6.1 |
| Net Yards Rushing | 137 | 181 |
| Total Rushing Plays | 25 | 33 |
| Avg. Gain Per Rush | 5.5 | 5.5 |
| Net Yards Passing | 259 | 158 |
| Times Sacked/Yards Lost | 3/14 | 1/8 |
| Pass Att.-Comp.-Int. | 49-26-1 | 22-10-2 |
| Avg. Gain Per Pass Play | 5.0 | 6.9 |
| Punts-No. and Avg. | 6-50.2 | 6-48.7 |
| Had Blocked | 0 | 0 |
| Penalties-No. and Yards | 7-70 | 3-20 |
| Return Yardage | 103 | 56 |
| Fumbles-No. and Lost | 0-0 | 0-0 |
| Touchdowns | 1 | 3 |
| Rush/Pass/Return | 0/1/0 | 2/1/0 |
| Extra Points Made-Att. | 1-1 | 3-3 |
| Field Goals Made-Att. | 1-3 | 0-0 |
| Time of Possession | 33:02 | 26:58 |

DEFENSE

Seattle — **Tackles:** Tatupu 9. **Sacks:** Wistrom 1.0. **Interceptions:** Boulware, Herndon 1. **Forced Fumbles:** None. **Fumble Recoveries:** None.
Pittsburgh — **Tackles:** Taylor 7. **Sacks:** Haggans, Hampton, Townsend 1.0. **Interceptions:** Taylor 1. **Forced Fumbles:** None. **Fumble Recoveries:** None.

STARTERS

| | OFFENSE |
|----|--------------|
| WR | - Engram |
| LT | - Jones |
| LG | - Hutchinson |
| C | - Tobeck |
| RG | - Gray |
| RT | - Locklear |
| TE | - Stevens |
| WR | - Jackson |
| QB | - Hasselbeck |
| FB | - Strong |
| RB | - Alexander |
| K | - J. Brown |

DEFENSE

| | |
|-----|------------|
| LE | - Fisher |
| DT | - Darby |
| DT | - Bernard |
| RE | - Wistrom |
| OLB | - Hill |
| ILB | - Tatupu |
| OLB | - Lewis |
| LCB | - Dyson |
| RCB | - Trufant |
| SS | - Boulware |
| FS | - Manuel |
| P | - Rouen |

NFC WILD CARD PLAYOFFS SEATTLE SEAHAWKS 21, DALLAS COWBOYS 20 SATURDAY, JANUARY 6, 2007 — QWEST FIELD

Seattle advanced in the postseason for the second straight year with a 21-20 win in the closing minutes of its Wild Card Game vs. Dallas. The Seahawks got on the board first after their opening drive ended with a Josh Brown 23-yard field goal. Martin Gramatica tied the game 3-3 with a 50-yard field goal. Brown made his second field goal midway through the second quarter for a 6-3 lead, but Tony Romo gave Dallas a 10-6 lead with a 13-yard touchdown toss to Patrick Crayton with 0:11 left before halftime. Seattle took its first second-half possession and regained the lead 13-10 on a Hasselbeck to Jerramy Stevens hookup. However, Miles Austin returned the ensuing kickoff 93 yards for a score, and the lead, 17-13. After Hasselbeck's second interception of the day, Gramatica gave Dallas a 20-13 lead on a 29-yard field goal to open the fourth quarter. Facing a fourth-and-2 from the Dallas 2 the Seahawks scoring attempt was thwarted. On the next play, Kelly Jennings forced Terry Glenn to fumble in to the endzone resulting in a safety, making the score 20-15. Following the ensuing free kick, Hasselbeck found Stevens for the second time on the day for a 37-yard score and a 21-20 Seattle lead. Seattle failed on its two-point conversion attempt. On third-and-7 from Seattle's 11-yard line, Romo found Jason Witten for 7 yards but the spot was reviewed by instant replay. The spot was reversed and Gramatica came on for a 19-yard field goal attempt. Romo bobbled the snap, picked it up and rushed 7 yards until being tripped up by Jordan Babineaux at the Seattle 2, 1 yard short of a first down. Seattle took over with 1:14 left and Seattle held on for victory.

| | | | | | | |
|---------|---|---|---|---|---|----|
| Dallas | 3 | 7 | 7 | 3 | — | 20 |
| Seattle | 3 | 3 | 7 | 8 | — | 21 |

| | | | | |
|-----|---|-------|-------|---|
| SEA | 1 | 11:13 | 0-3 | Brown 21 FG [9-55, 3:47] |
| DAL | 1 | 4:50 | 3-3 | Gramatica 50 FG [5-11, 2:21] |
| SEA | 2 | 8:23 | 3-6 | Brown 30 FG [13-54, 5:14] |
| DAL | 2 | 0:11 | 10-6 | Crayton 13 pass Romo (Gramatica kick) [10-76, 5:03] |
| SEA | 3 | 6:08 | 10-13 | Stevens 15 pass Hasselbeck (Brown kick) [12-62, 6:45] |
| DAL | 3 | 5:57 | 17-13 | Austin 93 kickoff return (Gramatica kick) [0-0, 0:11] |
| DAL | 4 | 10:15 | 20-13 | Gramatica 29 FG [8-46, 4:26] |
| SEA | 4 | 6:32 | 20-15 | Glenn fumble out of bounds in end zone for safety |

INDIVIDUAL STATISTICS

RUSHING LEADERS

| Dallas | Att | Yds | LG | TD |
|--------------|-----------|------------|-----------|----------|
| Jones | 22 | 112 | 35 | 0 |
| Barber | 3 | 4 | 3 | 0 |
| Romo | 1 | 0 | 0 | 0 |
| TOTAL | 26 | 116 | 35 | 0 |
| Seattle | Att | Yds | LG | TD |
| Alexander | 24 | 69 | 20 | 0 |
| Morris | 3 | 12 | 7 | 0 |
| 2 Others | 5 | 11 | 5 | 0 |
| TOTAL | 32 | 92 | 20 | 0 |

PASSING LEADERS

| Dallas | A | C | Yds | TD | I |
|--------------|-----------|-----------|------------|----------|----------|
| Romo | 29 | 17 | 189 | 1 | 0 |
| TOTAL | 29 | 17 | 189 | 1 | 0 |
| Seattle | A | C | Yds | TD | I |
| Hasselbeck | 36 | 18 | 240 | 2 | 2 |
| TOTAL | 36 | 18 | 240 | 2 | 2 |

PASS RECEIVING LEADERS

| Dallas | No | Yds | LG | TD |
|--------------|-----------|------------|------------|----------|
| Glenn | 4 | 41 | 18 | 0 |
| Witten | 3 | 57 | 32 | 0 |
| Crayton | 3 | 42 | 18 | 1 |
| Barber | 3 | 23 | 9 | 0 |
| Owens | 2 | 26 | 14 | 0 |
| Jones | 2 | 0 | 2 | 0 |
| TOTAL | 17 | 189 | 32 | 1 |
| Seattle | No | Yds | LG | TD |
| Stevens | 5 | 77 | 37t | 2 |
| Engram | 4 | 88 | 36 | 0 |
| Branch | 4 | 48 | 27 | 0 |
| 3 Others | 5 | 27 | 7 | 0 |
| TOTAL | 18 | 240 | 37t | 2 |

STARTERS

OFFENSE

| | |
|----|--------------|
| WR | - Branch |
| LT | - Jones |
| LG | - Sims |
| C | - Spencer |
| RG | - Gray |
| RT | - Locklear |
| WR | - Engram |
| WR | - Wallace |
| QB | - Hasselbeck |
| FB | - Strong |
| RB | - Alexander |
| K | - J. Brown |

DEFENSE

| | |
|-----|---------------|
| LE | - Fisher |
| DT | - Darby |
| DT | - Bernard |
| RE | - Wistrom |
| OLB | - Hill |
| ILB | - Tatupu |
| OLB | - Peterson |
| LCB | - Babineaux |
| RCB | - Jennings |
| SS | - Boulware |
| FS | - Hamlin |
| P | - Plackemeier |

TEAM STATISTICS

| | Dallas | Seattle |
|------------------------------|-----------|-----------|
| Total First Downs | 14 | 19 |
| Rush/Pass/Penalty | 5/8/1 | 6/9/4 |
| Third Down Eff. | 3/13 23% | 4/15 27% |
| Fourth Down Eff. | 1/2 50.0% | 2/3 67.0% |
| Total Net Yards | 284 | 332 |
| Total Off. Plays | 57 | 68 |
| Avg. Per Play | 5.0 | 4.9 |
| Net Yards Rushing | 116 | 92 |
| Total Rushing Plays | 26 | 32 |
| Avg. Gain Per Rush | 4.5 | 2.9 |
| Net Yards Passing | 168 | 240 |
| Times Sacked/Yards Lost | 2/21 | 0/0 |
| Pass Att.-Comp.-Int. | 29-17-0 | 36-18-2 |
| Avg. Gain Per Pass Play | 5.4 | 6.7 |
| Punts-No. and Avg. | 5-48.4 | 5-35.0 |
| Had Blocked | 0 | 0 |
| Penalties-No. and Yards | 8-74 | 3-15 |
| Return Yardage (No kickoffs) | 13 | 13 |
| Fumbles-No. and Lost | 4-1 | 1-0 |
| Touchdowns | 2 | 2 |
| Rush/Pass/Return | 0/1/1 | 0/2/0 |
| Extra Points Made-Att. | 2-2 | 1-2 |
| Field Goals Made-Att. | 2-2 | 2-2 |
| Time of Possession | 28:23 | 31:37 |

DEFENSE

Dallas — Tackles: James 11. **Sacks:** None. **Interceptions:** Henry, Williams 1. **Forced Fumbles:** None. **Fumble Recoveries:** None.
Seattle — Tackles: Hill, Peterson 7. **Sacks:** Fisher 2.0. **Interceptions:** None. **Forced Fumbles:** Boulware, Fisher, Jennings 1. **Fumble Recoveries:** Hunter 1.

NFC DIVISIONAL PLAYOFFS CHICAGO BEARS 27, SEATTLE SEAHAWKS 24 (OT) SUNDAY, JANUARY 14, 2007 — SOLDIER FIELD - CHICAGO

The Seahawks season ended to eventual Super Bowl XLI participant the Chicago Bears in overtime, 27-24, in Chicago. The Bears opened the game with a 12-play, 80-yard scoring drive with Thomas Jones taking it in from 9 yards out for the only score in the opening quarter. Seattle's first play to open the second quarter tied the game at 7 when Matt Hasselbeck found Nate Burleson for a 16-yard touchdown. However, Chicago took the lead right back as Rex Grossman threw a 68-yard bomb to Bernard Berrian for a 14-7 lead. The teams then forced a combined six punts until the teams each scored once more in the quarter. Shaun Alexander ran for his first of two scores on the day, this from 4 yards out, with Jones answering from 7 yards out to give Chicago a 21-14 halftime lead. Seattle held Chicago to just 52 total yards of offense in the third quarter while scoring 10 points and taking a 24-21 lead in to the fourth quarter. Josh Brown opened the third with a 40-yard field goal and Alexander scored his second touchdown of the day, this from 13 yards out. Following back-to-back interceptions to begin the fourth, each team punted once with Devin Hester's 66-yard punt return for a score called back due to a penalty. The Bears put together a 12-play, 48-yard drive with Robbie Gould tying the game at 24 with a 41-yard field goal. On Seattle's next possession at the Chicago 44 with 2:26 left, the Seahawks failed to gain a yard on third-and-1 and fourth-and-1 and turned the ball over. Chicago went three-and-out but Seattle was unable to score in regulation. Seattle won the toss to begin overtime but was forced to punt. Grossman, forcing a third-and-10, found Berrian for a 30-yard to the Seattle 36. Four plays later, Gould ended Seattle's season with a 49-yard field goal.

| | | | | | | |
|---------|-------|-------|---|---|---|----|
| Seattle | 0 | 14 | 10 | 0 | — | 24 |
| Chicago | 7 | 14 | 0 | 3 | 3 | 27 |
| CHI 1 | 8:35 | 0-7 | Jones 9 run (Gould kick) [12-80, 6:25] | | | |
| SEA 2 | 14:54 | 7-7 | Burleson 16 pass Hasselbeck (Brown kick) [9-71, 3:54] | | | |
| CHI 2 | 14:36 | 7-14 | Berrian 68 pass Grossman (Gould kick) [1-68, 0:18] | | | |
| SEA 2 | 2:28 | 14-14 | Alexander 4 run (Brown kick) [5-26, 1:50] | | | |
| CHI 2 | 0:48 | 14-21 | Jones 7 run (Gould kick) [7-57, 1:41] | | | |
| SEA 3 | 9:56 | 17-21 | Brown 40 FG [9-49, 5:04] | | | |
| SEA 3 | 4:57 | 24-21 | Alexander 13 run (Brown kick) [7-51, 2:25] | | | |
| CHI 4 | 4:24 | 24-24 | Gould 41 FG [12-48, 5:51] | | | |
| CHI 5 | 10:02 | 24-27 | Gould 49 FG [7-34, 2:49] | | | |

Att. — 62,184

INDIVIDUAL STATISTICS

RUSHING LEADERS

| Seattle | Att | Yds | LG | TD |
|--------------|-----------|------------|------------|----------|
| Alexander | 26 | 108 | 13t | 2 |
| Morris | 4 | 11 | 6 | 0 |
| Hasselbeck | 1 | 8 | 8 | 0 |
| TOTAL | 31 | 127 | 13t | 2 |
| Chicago | Att | Yds | LG | TD |
| Jones | 21 | 66 | 9t | 2 |
| Benson | 12 | 45 | 12 | 0 |
| Davis | 1 | 9 | 9 | 0 |
| TOTAL | 34 | 120 | 12 | 2 |

PASSING LEADERS

| Seattle | A | C | Yds | TD | I |
|--------------|-----------|-----------|------------|----------|----------|
| Hasselbeck | 33 | 18 | 195 | 1 | 1 |
| TOTAL | 33 | 18 | 195 | 1 | 1 |
| Chicago | A | C | Yds | TD | I |
| Grossman | 38 | 21 | 282 | 1 | 1 |
| TOTAL | 38 | 21 | 282 | 1 | 1 |

PASS RECEIVING LEADERS

| Seattle | No | Yds | LG | TD |
|--------------|-----------|------------|------------|----------|
| Jackson | 4 | 49 | 24 | 0 |
| Branch | 4 | 48 | 22 | 0 |
| Engram | 3 | 32 | 16 | 0 |
| Heller | 3 | 20 | 10 | 0 |
| 3 Others | 4 | 46 | 16t | 1 |
| TOTAL | 18 | 195 | 24 | 1 |
| Chicago | No | Yds | LG | TD |
| Berrian | 5 | 105 | 68t | 1 |
| Davis | 4 | 84 | 37 | 0 |
| Muhammad | 3 | 38 | 21 | 0 |
| Benson | 3 | 24 | 11 | 0 |
| 5 Others | 6 | 31 | 13 | 0 |
| TOTAL | 21 | 282 | 68t | 1 |

TEAM STATISTICS

| | Seattle | Chicago |
|------------------------------|-----------|------------|
| Total First Downs | 18 | 21 |
| Rush/Pass/Penalty | 12/6/0 | 8/10/3 |
| Third Down Eff. | 5/15 33% | 8/20 40% |
| Fourth Down Eff. | 1/3 33.0% | 1/1 100.0% |
| Total Net Yards | 306 | 371 |
| Total Off. Plays | 67 | 75 |
| Avg. Per Play | 4.6 | 4.9 |
| Net Yards Rushing | 127 | 120 |
| Total Rushing Plays | 31 | 34 |
| Avg. Gain Per Rush | 4.1 | 3.5 |
| Net Yards Passing | 179 | 251 |
| Times Sacked/Yards Lost | 3/16 | 3/31 |
| Pass Att.-Comp.-Int. | 33-18-1 | 38-21-1 |
| Avg. Gain Per Pass Play | 5.0 | 6.1 |
| Punts-No. and Avg. | 6-36.3 | 6-40.3 |
| Had Blocked | 0 | 0 |
| Penalties-No. and Yards | 4-16 | 5-40 |
| Return Yardage (No kickoffs) | 18 | 11 |
| Fumbles-No. and Lost | 0-0 | 4-1 |
| Touchdowns | 3 | 3 |
| Rush/Pass/Return | 2/1/0 | 2/1/0 |
| Extra Points Made-Att. | 3-3 | 3-3 |
| Field Goals Made-Att. | 1-1 | 2-2 |
| Time of Possession | 29:25 | 35:33 |

DEFENSE

Seattle — **Tackles:** Hill 10. **Sacks:** Bernard, Peterson, Wistrom 1.0. **Interceptions:** Hunter 1. **Forced Fumbles:** Peterson 1. **Fumble Recoveries:** Darby 1.
Chicago — **Tackles:** Briggs 11. **Sacks:** Brown, Johnson, Ogunleye 1.0. **Interceptions:** Manning 1. **Forced Fumbles:** None. **Fumble Recoveries:** None.

PRESEASON RESULTS

1976

Preseason (1-5)

| | | | | | |
|------|------|---|-------|--|--------|
| Sun. | 8/1 | L | 27-20 | San Francisco 49ers | 60,825 |
| Sat. | 8/7 | L | 27-16 | Chicago Bears (Spokane, Washington) | 14,484 |
| Sat. | 8/14 | L | 16-13 | Los Angeles Rams | 62,532 |
| Sat. | 8/21 | L | 52-7 | at Denver Broncos | 22,887 |
| Sun. | 8/29 | W | 17-16 | San Diego Chargers | 59,092 |
| Sat. | 9/4 | L | 45-28 | at Oakland Raiders | 51,487 |

1977

Preseason (3-3)

| | | | | | |
|--------|------|---|------------|------------------------|--------|
| Sun. | 8/7 | W | 34-24 | at San Francisco 49ers | 38,024 |
| Sat. | 8/13 | W | 23-17 (ot) | Dallas Cowboys | 58,789 |
| Thurs. | 8/18 | W | 12-10 | Oakland Raiders | 62,187 |
| Sat. | 8/27 | L | 16-14 | Detroit Lions | 56,345 |
| Fri. | 9/2 | L | 27-10 | Denver Broncos | 54,916 |
| Sun. | 9/11 | L | 38-20 | at San Diego Chargers | 27,505 |

1978

Preseason (3-1)

| | | | | | |
|--------|------|---|------|------------------------|--------|
| Fri. | 8/4 | W | 17-9 | San Diego Chargers | 58,853 |
| Sat. | 8/12 | W | 20-6 | at San Francisco 49ers | 36,069 |
| Thurs. | 8/17 | L | 26-7 | Los Angeles Rams | 63,235 |
| Thurs. | 8/24 | W | 16-7 | Chicago Bears | 54,844 |

1979

Preseason (3-1)

| | | | | | |
|--------|------|---|-----------|---------------------|--------|
| Thurs. | 8/2 | W | 12-9 (ot) | Minnesota Vikings | 60,881 |
| Sun. | 8/12 | W | 27-17 | Dallas Cowboys | 59,960 |
| Sat. | 8/18 | L | 21-17 | at Los Angeles Rams | 46,083 |
| Fri. | 8/24 | W | 55-20 | San Francisco 49ers | 59,941 |

1980

Preseason (3-1)

| | | | | | |
|--------|------|---|-------|------------------------|--------|
| Thurs. | 8/7 | W | 14-10 | Atlanta Falcons | 59,555 |
| Mon. | 8/18 | L | 24-7 | Miami Dolphins | 59,550 |
| Sat. | 8/23 | W | 10-7 | at San Francisco 49ers | 41,841 |
| Fri. | 8/29 | W | 30-23 | New England Patriots | 56,947 |

1981

Preseason (1-3)

| | | | | | |
|------|------|---|------------|------------------------|--------|
| Wed. | 8/5 | L | 27-24 (ot) | San Francisco 49ers | 56,958 |
| Fri. | 8/14 | L | 30-21 | St. Louis Cardinals | 55,520 |
| Sat. | 8/22 | L | 24-17 | at San Francisco 49ers | 37,563 |
| Fri. | 8/28 | W | 31-17 | Baltimore Colts | 55,794 |

1982

Preseason (1-3)

| | | | | | |
|------|------|---|-------|----------------------|--------|
| Fri. | 8/13 | W | 14-0 | St. Louis Cardinals | 55,575 |
| Sat. | 8/21 | L | 7-3 | at Minnesota Vikings | 57,880 |
| Sat. | 8/28 | L | 23-13 | at Los Angeles Rams | 54,537 |
| Fri. | 9/3 | L | 17-13 | San Francisco 49ers | 57,839 |

1983

Preseason (2-2)

| | | | | | |
|------|------|---|-------|------------------------|--------|
| Fri. | 8/5 | L | 10-7 | at Denver Broncos | 53,887 |
| Fri. | 8/12 | W | 38-21 | Green Bay Packers | 54,443 |
| Fri. | 8/19 | L | 19-17 | Minnesota Vikings | 54,402 |
| Sat. | 8/27 | W | 20-6 | at San Francisco 49ers | 47,074 |

1984

Preseason (4-1)

| | | | | | |
|------|------|---|-------|---|--------|
| Sat. | 7/28 | W | 38-0 | Tampa Bay Buccaneers (Hall of Fame Game, Canton, Ohio) | 22,250 |
| Sat. | 8/4 | W | 7-3 | Buffalo Bills | 53,360 |
| Sat. | 8/11 | W | 28-24 | at Detroit Lions | 41,414 |
| Fri. | 8/17 | W | 17-7 | St. Louis Cardinals | 53,772 |
| Fri. | 8/24 | L | 17-7 | at San Francisco 49ers | 49,219 |

1985

Preseason (2-2)

| | | | | | |
|------|------|---|-------|-----------------------|--------|
| Sat. | 8/10 | L | 19-7 | at Indianapolis Colts | 60,014 |
| Fri. | 8/16 | W | 28-3 | Detroit Lions | 57,751 |
| Sat. | 8/24 | W | 27-10 | at Minnesota Vikings | 56,562 |
| Fri. | 8/30 | L | 23-21 | San Francisco 49ers | 60,403 |

1986

Preseason (2-2)

| | | | | | |
|------|------|---|------------|------------------------|--------|
| Fri. | 8/8 | W | 21-14 | Indianapolis Colts | 55,443 |
| Fri. | 8/15 | L | 30-27 (ot) | at Detroit Lions | 37,875 |
| Fri. | 8/22 | W | 27-17 | Minnesota Vikings | 57,730 |
| Fri. | 8/29 | L | 21-10 | at San Francisco 49ers | 52,419 |

1987

Preseason (2-2)

| | | | | | |
|--------|------|---|-------|------------------------|--------|
| Thurs. | 8/13 | L | 23-14 | at Los Angeles Rams | 57,772 |
| Sat. | 8/22 | L | 28-21 | at St. Louis Cardinals | 25,309 |
| Fri. | 8/28 | W | 38-10 | Detroit Lions | 59,695 |
| Fri. | 9/4 | W | 34-10 | San Francisco 49ers | 59,653 |

1988

Preseason (3-1)

| | | | | | |
|--------|------|---|------------|------------------------|--------|
| Thurs. | 8/4 | W | 21-14 | Phoenix Cardinals | 54,778 |
| Thurs. | 8/11 | W | 16-13 (ot) | at Detroit Lions | 37,993 |
| Fri. | 8/19 | W | 30-13 | Buffalo Bills | 57,000 |
| Fri. | 8/26 | L | 27-21 | at San Francisco 49ers | 53,357 |

1989

Preseason (3-1)

| | | | | | |
|------|------|---|------------|--|--------|
| Fri. | 8/11 | W | 16-10 (ot) | at Phoenix Cardinals | 37,158 |
| Sat. | 8/19 | L | 17-12 | New England Patriots (at St. Louis, Missouri) | 48,746 |
| Fri. | 8/25 | W | 13-7 | Detroit Lions | 55,829 |
| Fri. | 9/1 | W | 28-17 | San Francisco 49ers | 58,641 |

1990

Preseason (4-1)

| | | | | | |
|------|------|---|-------|---|--------|
| Sat. | 8/4 | L | 10-7 | Denver Broncos (American Bowl, Tokyo, Japan) | 48,827 |
| Sat. | 8/11 | W | 34-9 | at Phoenix Cardinals | 31,316 |
| Fri. | 8/17 | W | 13-10 | Indianapolis Colts | 52,475 |
| Fri. | 8/24 | W | 10-3 | Tampa Bay Buccaneers | 52,301 |
| Fri. | 8/31 | W | 30-10 | at San Francisco 49ers | 55,269 |

1991

Preseason (2-2)

| | | | | | |
|------|------|---|-------|-----------------------|--------|
| Sat. | 8/3 | L | 31-13 | Phoenix Cardinals | 49,448 |
| Sat. | 8/10 | W | 17-7 | at Indianapolis Colts | 47,943 |
| Sat. | 8/17 | W | 23-7 | at Los Angeles Rams | 47,834 |
| Fri. | 8/23 | L | 28-16 | San Francisco 49ers | 54,111 |

1992

Preseason (2-2)

| | | | | | |
|--------|------|---|-------|------------------------|--------|
| Thurs. | 8/6 | L | 21-7 | Los Angeles Rams | 52,360 |
| Sat. | 8/15 | W | 27-10 | at Indianapolis Colts | 43,272 |
| Sat. | 8/22 | W | 17-10 | Phoenix Cardinals | 51,007 |
| Fri. | 8/29 | L | 24-17 | at San Francisco 49ers | 52,822 |

1993

Preseason (2-2)

| | | | | | |
|------|------|---|------------|----------------------|--------|
| Sat. | 8/7 | L | 16-13 (ot) | Indianapolis Colts | 45,055 |
| Sat. | 8/14 | L | 23-10 | at Minnesota Vikings | 42,240 |
| Sat. | 8/21 | W | 30-0 | San Francisco 49ers | 51,086 |
| Sat. | 8/28 | W | 20-10 | at Houston Oilers | 43,678 |

1994

Preseason (2-2)

| | | | | | |
|------|------|---|-------|------------------------|--------|
| Fri. | 8/5 | L | 13-9 | at Indianapolis Colts | 40,469 |
| Sat. | 8/13 | W | 29-6 | *Tampa Bay Buccaneers | 43,633 |
| Sat. | 8/20 | W | 30-19 | *Minnesota Vikings | 45,497 |
| Fri. | 8/26 | L | 13-9 | at San Francisco 49ers | 54,004 |

1995

Preseason (2-2)

| | | | | | |
|------|------|---|-------|------------------------|--------|
| Sat. | 8/5 | W | 34-20 | St. Louis Rams | 35,607 |
| Sat. | 8/12 | L | 20-17 | Indianapolis Colts | 38,006 |
| Sun. | 8/20 | W | 24-19 | at New Orleans Saints | 38,228 |
| Fri. | 8/26 | L | 17-7 | at San Francisco 49ers | 53,280 |

1996

Preseason (3-1)

| | | | | | |
|--------|------|---|-------|-----------------------|--------|
| Sat. | 8/3 | W | 19-17 | Atlanta Falcons | 30,284 |
| Thurs. | 8/8 | W | 24-19 | at Oakland Raiders | 38,219 |
| Sat. | 8/17 | L | 15-13 | at Indianapolis Colts | 38,930 |
| Fri. | 8/23 | W | 20-3 | San Francisco 49ers | 38,144 |

1997

Preseason (3-2)

| | | | | | |
|------|------|---|-------|-----------------------------------|--------|
| Sat. | 7/26 | L | 28-26 | Minnesota Vikings | 23,846 |
| | | | | (Hall of Fame Game, Canton, Ohio) | |
| Sat. | 8/2 | W | 34-6 | Arizona Cardinals | 49,445 |
| Sat. | 8/9 | L | 21-17 | at San Francisco | 50,153 |
| Sat. | 8/16 | W | 45-3 | Indianapolis Colts | 52,844 |
| Fri. | 8/22 | W | 31-28 | at Cincinnati Bengals | 43,637 |

1998

Preseason (4-1)

| | | | | | |
|------|------|---|-------|----------------------------------|--------|
| Sat. | 7/31 | W | 20-19 | at Dallas Cowboys | 59,357 |
| Sat. | 8/8 | W | 24-21 | Indianapolis Colts | 52,645 |
| Sat. | 8/15 | L | 24-21 | San Francisco 49ers | 45,202 |
| | | | | (American Bowl, Vancouver, B.C.) | |
| Sat. | 8/22 | W | 31-24 | at Arizona Cardinals | 32,683 |
| Fri. | 8/28 | W | 21-20 | San Francisco 49ers | 57,014 |

*Played at Husky Stadium

1999

Preseason (1-3)

| | | | | | |
|--------|------|---|-------|------------------------|--------|
| Sat. | 8/14 | L | 24-10 | Buffalo Bills | 66,285 |
| Thurs. | 8/19 | L | 24-23 | at San Francisco 49ers | 66,193 |
| Sat. | 8/28 | W | 41-7 | Arizona Cardinals | 66,277 |
| Thurs. | 9/2 | L | 31-28 | at Indianapolis Colts | 41,074 |

2000

Preseason (2-2)

| | | | | | |
|--------|------|---|-------|----------------------|--------|
| Sat. | 8/5 | W | 28-16 | *Indianapolis Colts | 68,578 |
| Sat. | 8/12 | L | 21-3 | at Arizona Cardinals | 34,774 |
| Sat. | 8/19 | W | 25-21 | *San Francisco 49ers | 68,579 |
| Thurs. | 8/24 | L | 20-0 | at Oakland Raiders | 32,012 |

2001

Preseason (2-2)

| | | | | | |
|------|------|---|------------|------------------------|--------|
| Sat. | 8/11 | L | 28-21 | at Indianapolis Colts | 45,089 |
| Sat. | 8/18 | L | 16-13 (ot) | *Arizona Cardinals | 47,553 |
| Sat. | 8/25 | W | 28-18 | at San Francisco 49ers | 63,887 |
| Sat. | 9/1 | W | 28-14 | *New Orleans Saints | 68,665 |

2002

Preseason (1-3)

| | | | | | |
|--------|------|---|-------|-----------------------|--------|
| Sat. | 8/10 | L | 28-10 | Indianapolis Colts | 52,902 |
| Fri. | 8/16 | L | 24-14 | at San Diego Chargers | N/A |
| Sat. | 8/24 | W | 17-14 | Kansas City Chiefs | 49,036 |
| Thurs. | 8/29 | L | 31-0 | at Denver Broncos | 71,755 |

2003

Preseason (2-2)

| | | | | | |
|------|------|---|-------|-----------------------|--------|
| Sat. | 8/9 | W | 20-7 | San Diego Chargers | 37,763 |
| Fri. | 8/15 | L | 21-7 | at Indianapolis Colts | 37,469 |
| Sat. | 8/23 | W | 42-31 | Kansas City Chiefs | 39,833 |
| Fri. | 8/29 | L | 20-3 | at Denver Broncos | 73,038 |

2004

Preseason (3-1)

| | | | | | |
|--------|------|---|-------|----------------------|--------|
| Mon. | 8/16 | W | 21-3 | at Green Bay Packers | 69,718 |
| Sat. | 8/21 | L | 19-3 | Denver Broncos | 48,090 |
| Fri. | 8/27 | W | 26-20 | at San Diego | 35,536 |
| Thurs. | 9/2 | W | 23-21 | Minnesota Vikings | 50,198 |

2005

Preseason (2-2)

| | | | | | |
|------|------|---|-------|-------------------|--------|
| Sat. | 8/12 | W | 34-15 | at New Orleans | 38,529 |
| Mon. | 8/22 | L | 18-10 | Dallas Cowboys | 47,641 |
| Fri. | 8/26 | W | 23-17 | at Kansas City | 74,158 |
| Fri. | 9/2 | L | 23-21 | Minnesota Vikings | 63,746 |

2006

Preseason (2-2)

| | | | | | |
|--------|------|---|-------|-----------------------|--------|
| Fri. | 8/12 | L | 13-3 | Dallas Cowboys | 66,304 |
| Sun. | 8/20 | W | 30-17 | at Indianapolis Colts | 56,596 |
| Sat. | 8/26 | L | 31-20 | at San Diego | 51,878 |
| Thurs. | 8/31 | W | 30-7 | Oakland Raiders | 67,158 |

* Played at Husky Stadium

FRANCHISE HISTORY

1972 — 6/15 Seattle Professional Football, a group of business and community leaders, announces their intention to attempt to secure a National Football League franchise for the City of Seattle. Herman Sarkowsky serves as spokesman for the group. **11/2** Construction begins on The Kingdome.

1974 — 6/4 The National Football League announces that Seattle will have a franchise for the 1976 season. **12/5** The National Football League announces that it has voted membership to Seattle Professional Football, Inc., headed by Lloyd W. Nordstrom with partners Herman Sarkowsky, D.E. "Ned" Skinner, Howard S. Wright, M. Lamont Bean, and Lynn P. Himmelman.

1975 — 3/6 John Thompson, Executive Director of the NFL Management Council, named General Manager. **6/17** Nickname "Seahawks" selected from 20,365 entries and 1,741 different names. One hundred fifty-one suggest "Seahawks." **7/25** Season ticket applications mailed. **7/28** Season ticket applications accepted — 24,168 received the first day. **8/23** Season ticket sales closed after target of 59,000 reached. **12/18** Seahawks agree to a 20-year lease agreement to play all games in the Kingdome.

1976 — 1/3 Jack Patera, defensive line coach of the Minnesota Vikings, named head coach. **1/20** Lloyd W. Nordstrom, spokesman for the Nordstrom family, the Seahawks' majority owner, dies of a heart attack while vacationing in Mexico. **3/30** Veteran Allocation held in New York City. Seahawks select 39 NFL veterans. **4/8-9** Seahawks select 25 collegians in their first college draft. Notre Dame's Steve Niehaus is the first choice and he flies to Seattle for evening news conference on April 8. **7/9** Seahawks open training camp at Eastern Washington University in Cheney. **8/1** Seahawks play first game before 60,825 fans in the Kingdome. San Francisco holds on to defeat Seattle, 27-20, as Jim Zorn is tackled on the 49ers' two-yard line when the gun sounds. **8/29** Seahawks capture first victory, a 17-16 preseason win over San Diego, as Ron Howard catches a three-yard Jim Zorn pass for the winning touchdown with only 13 seconds remaining in the contest. **9/12** Seattle opens regular season play with a near miss against St. Louis, 30-24. The game ends with the Cardinals intercepting a pass in the end zone. **10/17** Seahawks win Expansion Bowl with 13-10 victory over host Tampa Bay. Linebacker Mike Curtis blocks a Tampa Bay field goal attempt with 42 seconds remaining to preserve the victory. **11/7** Seahawks capture their first regular season victory at home with a 30-13 win over Atlanta. Sherman Smith becomes the first Seattle back to rush for over 100 yards with 124 yards on 14 carries.

1977 — 1/17 Seahawks host the Pro Bowl and it is the first sellout in the 27-year history of the game and is the largest crowd under the AFC vs. NFC format. AFC scores a 24-14 win before 63,214 fans. **5/3** Seattle trades its first-round draft choice, the second player in the draft, to Dallas for the Cowboys' first-round selection and three second-round picks. The Seahawks select Steve August, offensive guard from Tulsa, on the first round. **10/30** After missing four games with an injury, Jim Zorn returns to lead Seattle to a 56-17 triumph over Buffalo. The Seahawks set 15 club records and equal six, including Zorn's four TD passes. **11/13** Seattle defense blanks the New York Jets, 17-0, in Shea Stadium, the first time an established team is shutout by a second-year team. **12/18** Seahawks win their fifth game of the year, a 20-19 decision over Cleveland before 61,583 fans in the Kingdome, to establish a record for most wins ever by a second-year expansion team.

1978 — 5/3 Keith Simpson, cornerback from Memphis State, is selected as Seattle's first-round draft choice followed by his college teammate Keith Butler, a linebacker, on the second round. **10/8** Efren Herrera kicks a 19-yard field goal on the final play of the game to give Seattle a 29-28 win over the Minnesota Vikings. **11/26** Seattle becomes the first team since 1965 to beat Oakland twice during the regular season with a 17-16 win on Efren Herrera's 46-yard field goal with just three seconds remaining. **12/17** Seahawks end their third season with a 9-7 record and finish one game behind Denver in the AFC West standings following a 23-19 win over Kansas City. Al Hunter rushes for 133 yards on 27 carries as Seahawks perform before sixth-straight home sellout crowd.

1979 — 1/29 Steve Largent catches a record-equaling five passes as Seattle's first representative to the Pro Bowl. National Football Conference defeats Largent and his AFC team-

mates, 13-7, in the Los Angeles Memorial Coliseum. **5/3** Manu Tuiaosopo, defensive tackle from UCLA, becomes Seattle's first-round draft choice. **10/29** After trailing 14-0, the Seahawks rebound for a 31-28 win over Atlanta in Seattle's first appearance on ABC's Monday Night Football. Dan Doornink rushes for 122 yards on 21 carries and scores twice. **12/16** The Seahawks close out their second straight 9-7 season with a 29-24 win over Oakland. Sam McCullum sets a club record with 173 yards receiving on eight catches.

1980 — 4/29 Seattle trades its first-round draft choice (#16) and a third-round pick to Buffalo for the Bills' first-round choice, the tenth player in the draft. The Seahawks then select defensive end Jacob Green of Texas A&M on the first round. **9/28** Seahawks score second shutout in the club's history with a 14-0 win over Washington Redskins in Robert F. Kennedy Memorial Stadium. **10/5** Sam McCullum catches two touchdown passes and Efren Herrera kicks four field goals in 26-7 win over Houston at the Astrodome. The win would prove to be Seattle's last of the season.

1981 — 4/28 Seahawks select UCLA safety Kenny Easley on the first round of the NFL draft. **11/8** Seattle holds the Pittsburgh Steelers scoreless in the second half and rallies for a pair of fourth quarter touchdowns to capture a 24-21 victory at the Kingdome. **11/16** The Seahawks score on their last eight possessions to defeat the San Diego Chargers, 44-23, on Monday Night Football. It is the Seahawks' first regular season victory over the Chargers after eight straight losses.

1982 — 3/11 Mike McCormack, former head coach with the Philadelphia Eagles and Baltimore Colts, is named Director of Football Operations. **4/27** Seahawks select Clemson defensive end Jeff Bryant in the first round of the college draft. **9/21** Players go on strike for 57 days. **10/13** Mike McCormack named interim head coach after the firing of head coach Jack Patera and general manager John Thompson. **11/21** Seahawks capture 17-10 victory over the host Denver Broncos in Mike McCormack's first game as head coach following the players' strike. Steve Largent catches a 34-yard touchdown pass from Jim Zorn with 49 seconds left for the victory. **11/28** Seahawks shutout the Pittsburgh Steelers, 16-0, for the club's third shutout in history and first at the Kingdome.

1983 — 1/2 Seahawks conclude nine-game season with a 13-11 win over the Denver Broncos as Dave Krieg throws a 19-yard touchdown pass to Roger Carr with 47 seconds left. The Seahawks drive 87 yards in 10 plays with no timeouts to score the winning touchdown. Seattle finishes the season 4-5 but were 4-3 under Mike McCormack. **1/3** Mike McCormack named President and General Manager after previously serving as Director of Football Operations since March 11, 1982, and interim head coach since October 13, 1982. **1/26** Chuck Knox named head coach. Knox previously had served as head coach of the Los Angeles Rams (1973-77) and the Buffalo Bills (1978-82). He guided seven-of-his-ten teams to the playoffs, while winning six division championships. **3/15** Chuck Allen, who joined the Seahawks staff in June of 1975 as Director of Pro Scouting, named Assistant General Manager. **4/26** Seattle selects Penn State running back Curt Warner in the NFL draft. Warner is the third player taken on the first round. To be able to get Warner, the Seahawks trade their first, second and third-round selections to the Houston Oilers for the Oilers first-round pick. **9/11** Seahawks win first game under Chuck Knox, 17-10, over the New York Jets, as the club sets a team record with 57 rushing attempts and Curt Warner gains 128 yards on 24 carries. **10/16** Seahawks force eight turnovers and register eight sacks in 38-36 victory over the Los Angeles Raiders. **10/30** Seahawks make it two straight over Raiders with 34-21 win. **12/18** Seahawks clinch first playoff berth with 24-6 win over New England. **12/24** Dave Krieg throws three touchdown passes and Curt Warner rushes for 99 yards in 31-7 win over Denver in the AFC Wild Card Game before 60,752 fans in Kingdome. **12/31** Seahawks drive 66 yards in five plays late in the fourth quarter to capture divisional playoff win over Miami, 27-20, before 71,032 fans at the Orange Bowl.

1984 — 1/8 Los Angeles Raiders defeat the Seahawks, 30-14, in the AFC Championship Game at the Los Angeles Memorial Coliseum before 88,734 fans. **5/1** Seahawks select cornerback Terry Taylor of Southern Illinois as their first-round choice in the annual NFL draft. **9/3** Seahawks win regular season opener for the first time in franchise history, 33-0 over the Cleveland Browns. The enthusiasm is dampened by a knee injury to Curt Warner which will keep him out for the rest of the season. **10/29** Seahawks post their second shutout of the season with a 24-0 victory over the San Diego Chargers on Monday Night Football. Kenny Easley intercepts a club record three passes and Steve Largent catches three touchdown passes. **11/4** Seahawks set an NFL record by returning four interceptions for touchdowns,

including two by Dave Brown, in a 45-0 win over the Kansas City Chiefs. Kenny Easley and Keith Simpson had the other two interception returns for touchdowns. **11/25** Dave Krieg throws for 406 yards and three touchdowns, including an 80-yarder to Daryl Turner on the first play of the game, to lead the Seahawks past Denver, 27-24. Steve Largent catches 12 passes for 191 yards and one score. **12/2** Seahawks clinch playoff berth with a 38-17 win over Detroit as Dave Krieg throws a team record five touchdown passes. **12/15** Seahawks officially retire jersey #12 in honor of their fans, the 12th Man. Seattle becomes the first professional sports franchise to retire a jersey in honor of their fans. **12/22** Seattle eliminates the defending Super Bowl Champion Los Angeles Raiders, 13-7, from the playoffs in the AFC Wild Card Game at the Kingdome. Seahawks rush for 205 yards and force three turnovers, along with registering six sacks, in the victory. **12/29** Miami defeats the Seahawks, 31-10, in an AFC Divisional Playoff Game at the Orange Bowl.

1985 — 6/18 Seahawks and Northwest College agree to a long-term lease for a new practice and office complex for the club in Kirkland. The facility will be built on 12 acres adjacent to Northwest College. A 36,000-square foot building will house the club's administrative offices, locker room and training facilities. **7/20** Seahawks open their tenth and final training camp at Eastern Washington University in Cheney. **9/8** Curt Warner returns to the Seattle lineup after missing all but the 1984 opener as the Seahawks defeat Cincinnati, 28-24, at Riverfront Stadium. Warner gains 66 yards on 17 carries and scores the game-winning touchdown on an 11-yard run with 7:07 remaining. **9/15** Daryl Turner sets a club record with four touchdown catches and Dave Krieg equals another with five touchdown passes in Seattle's 49-35 victory over the San Diego Chargers at Jack Murphy Stadium. **10/13** Dave Krieg passes for 405 yards and four touchdowns, including a 12-yarder to Paul Skansi for the winning touchdown with 35 seconds remaining, as Seahawks defeat Atlanta, 30-26. Krieg directs the Seahawks 86 yards in 16 plays on the winning drive. **10/21** Ceremonial ground-breaking is held for team's new headquarters. **11/3** Terry Taylor returns an interception 75 yards for a touchdown and blocks a field goal attempt that is recovered by Byron Walker and returned 56 yards for a touchdown in Seattle's 33-3 win over the Los Angeles Raiders at the Kingdome.

1986 — 4/29 Seahawks select Florida fullback John L. Williams as their first-round draft choice. Williams is the 15th player picked overall. **6/18** Seahawks move into new headquarters on a 12-acre site adjacent to Northwest College in Kirkland. **7/16** Seahawks open their 11th training camp and first in Kirkland. **9/7** Seahawks kickoff their 1986 regular season schedule with a 30-0 victory over the Pittsburgh Steelers at the Kingdome. **10/6** Seahawks defeat San Diego Chargers, 33-7, on Monday Night Football as Steve Largent breaks NFL record for most consecutive games with a pass reception. Largent catches a pass in the 128th straight game in which he participated. **10/19** Jacob Green registers four sacks and Dave Brown intercepts two passes in leading Seattle to a 17-12 win over the eventual Super Bowl champion New York Giants. **11/27** Seahawks defeat the Dallas Cowboys, 31-14, on Thanksgiving Day as Curt Warner runs for 122 yards and Dave Krieg completes 16-of-24 passes for 214 yards and two touchdowns. **12/8** Seattle hands the Los Angeles Raiders their biggest defeat since 1962, 37-0, as Curt Warner gains 116 yards and Dave Krieg passes for 243 yards and two touchdowns. Seattle gains 407 yards in total offense, while the defense holds the Raiders to 138 yards. **12/20** Seahawks close out five-game winning streak and a 10-6 season by defeating eventual AFC Champion Denver, 41-16. The Seahawks gain a season high 536 yards, including a club record 298 yards rushing, led by Curt Warner's 192 yards and three touchdowns on 24 carries.

1987 — 4/28 Seahawks select University of Pittsburgh linebacker Tony Woods in the first round of the NFL draft. Woods is the 18th player picked. **6/12** Seahawks win lottery for first choice in supplemental draft and select University of Oklahoma linebacker Brian Bosworth. **9/13** After first two regular season games, NFL Players Association calls a strike that will last four weeks. Games for Sunday, September 18, are cancelled. **10/25** Seahawks defeat the Los Angeles Raiders, 35-13, in first game with regulars following the strike. Seattle builds up a 28-0 halftime lead and wins in Los Angeles for the first time since 1983. **12/13** Dave Krieg completes 23-of-33 passes for 238 yards and Ray Butler catches six passes for 107 yards and two touchdowns in leading Seattle past Denver, 28-21, at the Kingdome. **12/20** Seahawks clinch playoff berth with a 34-21 win over the Chicago Bears at Soldier Field. John L. Williams sparks the offense with a 75-yard touchdown on a screen pass from Dave Krieg and the defense contributes five takeaways. **12/27** Steve Largent catches six passes in a 41-20 loss at Kansas City and becomes the NFL's all-time leading receiver with 751. Largent breaks the previous record of 750 by Charlie Joiner.

1988 — 1/3 Seahawks close out the 1987 season with a 23-20 overtime loss to the Houston Oilers at the Astrodome in the AFC First-Round Playoff Game. **4/24** Seahawks use their second-round choice in the draft to select University of Miami wide receiver Brian Blades. The Seahawks first-round pick had been exercised in the June 1987 supplemental draft. **8/30** Ken Behring and Ken Hofmann complete their purchase of the Seahawks from the Nordstrom family. **9/4** Seahawks open 13th season with a 21-14 win at Denver over the two-time defending AFC Champion Broncos. Curt Warner scores twice and John L. Williams accounts for 161 yards from scrimmage. It is Seattle's first win in Denver since 1984. **9/18** Steve Largent becomes the NFL's all-time leader in pass receiving yards with 12,167 at San Diego, but the Seahawks lose to the Chargers, 17-6. Largent breaks Charlie Joiner's record of 12,146 yards. **10/2** Rookie quarterback Kelly Stouffer makes his first NFL start for an injured Dave Krieg and leads the Seahawks to a 31-20 win over the Atlanta Falcons in Atlanta. John L. Williams ties a team record with three rushing touchdowns. **11/13** Seahawks defeat the Houston Oilers, 27-24, as Dave Krieg returns after missing seven games with a shoulder separation. Krieg engineers a 10-play drive to set up Norm Johnson's game-winning field goal with less than one second left. **11/28** Dave Krieg equals his own team record with five touchdown passes as Seahawks defeat the Los Angeles Raiders, 35-27, on Monday night in the Kingdome. Curt Warner (130) and John L. Williams (105) become the first pair of Seahawks to each gain over 100 yards rushing in the same game. **12/11** Seahawks score touchdowns on their first six possessions in a 42-17 win over Denver. Curt Warner establishes a team record with four rushing touchdowns. Warner (126) and John L. Williams (109) each top 100 yards rushing. **12/18** John L. Williams accounts for 239 yards of offense, including 180 receiving, and Dave Krieg throws for 410 yards and four scores, as the Seahawks defeat the Los Angeles Raiders, 43-37, in Los Angeles to clinch the first AFC Western Division title in franchise history. **12/31** Seahawks are eliminated from the playoffs by the eventual AFC Champion Cincinnati Bengals, 21-13, in Riverfront Stadium.

1989 — 2/22 Tom Flores named President/General Manager, replacing Mike McCormack. Flores guided the Los Angeles Raiders to an 83-53 regular season record and two Super Bowl titles in nine seasons, 1979-87, as their head coach. **4/23** Seahawks select Notre Dame tackle Andy Heck with the fifteenth pick of the first round of the draft. **9/10** Seahawks lose regular season opener in Philadelphia, 31-7, and also lose wide receiver Steve Largent for six weeks with a broken elbow. Largent, however, scores Seattle's only touchdown. **10/29** Dave Krieg and Brian Blades combine on a 21-yard touchdown pass with 40 seconds left in a 10-7 win over the San Diego Chargers. The win is the 100th in regular season play for the Seahawks. Blades catches a career high 10 passes for 117 yards. **11/26** Steve Largent ties Don Hutson's NFL record of 99 career receiving touchdowns in the Seahawks 41-14 loss at Denver. **12/4** Dave Krieg ignites a three-game winning streak with 298 yards passing and the game-winning touchdown pass in a 17-16 Monday night win over Buffalo. **12/10** Seahawks win 24-17 at Cincinnati as Dave Krieg throws three touchdown passes. One goes to Steve Largent, the NFL record 100th of his career. **12/17** John L. Williams catches a career high 12 passes for 129 yards as the Seahawks defeat the Los Angeles Raiders, 23-17. **12/23** Seahawks close out the season with a 29-0 loss to the Washington Redskins. In pregame ceremonies, retiring wide receiver Steve Largent is honored and his is the first name inducted in the Seahawks Ring of Honor.

1990 — 4/22 Seahawks trade four draft choices to the New England Patriots, including two first-round choices, to move up and select University of Miami defensive tackle Cortez Kennedy with the third overall choice. Seahawks also receive a second-round choice from the Patriots which they use to select Syracuse University linebacker Terry Wooden. **8/4** Seahawks play their first-ever international game as they drop a 10-7 preseason decision to the Denver Broncos in Tokyo, Japan. **10/1** Seahawks defeat the Cincinnati Bengals, 31-16, for their first win after opening the season with three consecutive losses. Derrick Fenner scores three touchdowns for the second straight week. **11/11** Seahawks score their first win in Kansas City's Arrowhead Stadium since 1980 as Dave Krieg throws a 25-yard touchdown pass to Paul Skansi as time expires. The PAT gives Seattle a 17-16 win and starts a four-game streak of games decided on the last play. The win is the 159th of Chuck Knox's career, moving him into seventh place all-time. **11/25** Norm Johnson's 40-yard field goal 3:01 into overtime gives the Seahawks a 13-10 win at San Diego. Seattle forces and recovers a pair of fumbles, the first with 48 seconds left in regulation and the second with 1:34 gone in overtime. **12/2** In almost a replay from the week before, Seattle defeats the Houston Oilers 13-10 in overtime after recovering a fumble. Norm Johnson connects from

42 yards out after David Wyman recovers a Tony Woods-forced fumble. Seahawks become only the third team in NFL history to win back-to-back overtime games. **12/9** The Seahawks defense sets single-game records for fewest rushing first downs (0) and rushing yards allowed (13) in a game in a 20-14 win over the Green Bay Packers in Milwaukee. **12/23** Seattle moves over the .500 mark with a 17-12 win over the Denver Broncos. The Broncos are penalized on the game's last play, negating what would have been a game-winning touchdown pass. **12/30** Derrick Fenner scores two touchdowns for the fourth time as Seattle defeats the Detroit Lions 30-10 in the Kingdome, to finish at 9-7 after an 0-3 start. Fenner ends the season equalling team records for total touchdowns (15) and rushing touchdowns (14), totals that lead the AFC.

1991 — 4/21 Seahawks select San Diego State quarterback Dan McGwire with the 16th pick on the first round of the 1991 NFL Draft. The 6-8, 243-pound McGwire is the first quarterback ever selected on the first round by Seattle. **4/25** Head Coach Chuck Knox agrees to a two-year contract extension. **8/3** Quarterback Jim Zorn (1976-84) becomes the second person inducted into the Seahawks Ring of Honor. **9/1** Seahawks drop season opener, 27-24, at New Orleans and lose starting quarterback Dave Krieg for six weeks with a broken thumb in the process. Wide receiver Brian Blades sets career highs with 12 receptions, 160 yards, and two touchdowns. **9/8** Jeff Kemp makes his first start since September 25, 1988, and throws two touchdown passes in a 20-13 win over the New York Jets. One goes to Travis McNeal, the first of his career. **9/29** Chris Warren's 59-yard punt return touchdown, the first by a Seahawks player since 1986, sparks a 31-3 win over the visiting Indianapolis Colts. The defense limits the Colts to 137 yards and records five sacks. Rookie first-round draft choice Dan McGwire starts and plays the first half, engineering a 50-yard touchdown drive on his first possession. **10/6** The Seahawks defense stops the Cincinnati Bengals on a 4th-and-four inches short with 29 seconds left to preserve a 13-7 win at Riverfront Stadium. Dwayne Harper and Nesby Glasgow combine for the tackle, which comes at the Seattle 22. **10/20** Dave Krieg returns from missing six games on injured reserve to lead Seattle to a 27-7 win at Pittsburgh. Krieg throws for 266 yards, completing 25-of-31 passes, and two scores. **10/27** John Kasay equals an NFL record with two field goals of 50-or-more yards in a 20-9 win over the San Diego Chargers. Kasay connects from 54 and 51 yards. The 54-yarder equals the team record. **11/24** The defense forces four turnovers and has five sacks, three by Rufus Porter, in a 13-10 win over the eventual AFC West Champion Denver Broncos in the Kingdome. Additionally, the defense twice holds on downs inside Seahawks territory in the game's last 4:49. **12/22** Seattle finishes their 16th season with a 7-9 record after defeating the Los Angeles Rams, 23-9, in the Kingdome. It was the first win by the Seahawks over the Rams in five regular season games. James Jones rushes for a pair of scores, while the defense keeps their third 1991 opponent out of the end zone. **12/27** The Seahawks and head coach Chuck Knox agree to mutually end Knox's nine-year tenure as Head Coach. Knox leaves having compiled an 80-63-0 (55.9%) regular season record. He guided the Seahawks to four playoff appearances, including an AFC West title in 1988 and a berth in the AFC Championship Game in 1983.

1992 — 1/6 Seahawks President/General Manager Tom Flores is named President/Head Coach. Flores coached nine seasons, 1979-87, with the Oakland/Los Angeles Raiders and compiled an 83-53-0 (61.0%) regular season record. He led the Raiders to two Super Bowl Championships, XV and XVIII, the only Super Bowls won by the AFC in the decade of the 1980's. **1/8** Larry Kennan, Coach of the Year in the World League of American Football in 1991, is named Offensive Coordinator/ Quarterbacks Coach. Kennan guided the London Monarchs to an 11-1 record and WLAFF Championship in the league's first season. Kennan served as an NFL assistant with the Los Angeles Raiders (1982-87), Denver Broncos (1988) and Indianapolis Colts (1989-90). **1/9** Seahawks defensive assistants George Dyer (line), Rod Perry (secondary), and Joe Vitt (special assignments), along with John Becker (offensive coordinator/wide receivers) and Chick Harris (running backs) leave the Seahawks to join Chuck Knox with the Los Angeles Rams. **1/11** Seahawks Assistant Head Coach Tom Catlin announces he will stay with the Seahawks as assistant head coach/defense. In addition, Rusty Tillman is promoted from special teams coach to defensive coordinator, Russ Purnell from tight ends and assistant special teams to special teams and tight ends coach, and Paul Moyer from staff assistant to defensive backfield coach. **1/21** Offensive Line Coach Hudson Houck and Running Backs Coach Clarence Shelmon are added to Tom Flores' staff. Both coaches come to the Seahawks from the Los Angeles Rams. **1/22** Bob Bratkowski, offensive coordinator at the University of Miami for the past three seasons, is named wide receivers coach. Bratkowski's father Zeke, is a former NFL quarterback and current NFL assistant coach. **1/23** Tommy Brasher is named defensive line coach. Brasher

has coached nine seasons in the NFL and 12 in college. **1/24** Former Seahawks cornerback Dave Brown (1976-86) returns to the club as a defensive assistant. An original member of the Seahawks, Brown still holds career records with 50 interceptions and four interception return touchdowns. **8/22** Dave Brown becomes the third inductee into the Seahawks Ring of Honor around the 200 Level of the Kingdome. **9/6** Cincinnati Bengals spoil Tom Flores' Seahawks coaching debut with a 21-3 Kingdome win. **9/20** Flores gains first win as Seahawks head coach, 10-6 at New England. Cortez Kennedy has four-and-a-half tackles for loss, including three sacks, to lead the defense while Chris Warren rushes for 122 yards and one score on 24 carries to lead the offense. It's Warren's first career 100-yard game. **11/8** Chris Warren's 103 yards aren't enough as the Washington Redskins post a 16-3 Kingdome win. **11/22** Chris Warren rushes for a career-high 154 yards, including a touchdown, but the Kansas City Chiefs take a 24-14 win. **11/30** In pregame ceremonies, play-by-play broadcaster Pete Gross is inducted into the Seahawks Ring of Honor. The Seahawks then defeat the Denver Broncos 16-13 in overtime, snapping an eight-game losing streak. Brian Blades makes his first appearance since injuring his shoulder on opening day and catches the game-tying touchdown pass on the game's last play. John Kasay's 32-yard field goal 11:10 into overtime is the winner. The game also is the team record third straight that the Seahawks defense held the opposition to under 200 total yards. **12/2** KIRO Newsradio 710's Pete Gross, the only play-by-play broadcaster in the Seahawks 17-year history, dies after a four-year battle with cancer. **12/6** The Pittsburgh Steelers take a 20-14 comeback win in Pittsburgh, despite Eugene Robinson's record-equalling three interceptions. **12/13** Roger Ruzek's 44-yard field goal as time expires in overtime gives the visiting Philadelphia Eagles a 16-13 win. The game is the longest in Seattle's history (75:00). **12/27** Seattle closes out the regular season with a 31-14 Kingdome loss to the AFC West Champion San Diego Chargers. Chris Warren becomes only the second player in franchise history to rush for 1,000 yards, finishing the season with 1,017.

1993 — 1/19 David Behring, son of majority owner Ken Behring, is named team President. Tom Flores is named General Manager/Head Coach, while Player Personnel Director Mike Allman is placed in charge of both professional and college personnel. **1/28** Howard Mudd is named offensive line coach replacing Hudson Houck, who joined the Dallas Cowboys. Mudd is an eight-year NFL veteran guard and a 19-year NFL assistant, including a stint with the Seahawks from 1978-82. **2/5** Phil Neri, a Seahawks scout since 1985, is named College Scouting Director. **3/12** Ferrell Edmunds, two-time Pro Bowl tight end with the Miami Dolphins, signs as an unrestricted free agent. Edmunds, a five-year veteran, is the first free agent to sign with the Seahawks under the NFL new free agency system. **4/1** Wide receiver Kelvin Martin of the Super Bowl champion Dallas Cowboys is signed as an unrestricted free agent. **4/14** Linebacker Kevin Murphy signs with Seattle. **4/20** Four-time Pro Bowl center Ray Donaldson signs with the Seahawks as a free agent. **4/22** Buffalo guard Mitch Frerotte signs with the Seahawks as an unrestricted free agent. **4/25** University of Notre Dame quarterback Rick Mirer is selected by the Seahawks on the first round of the NFL draft. Mirer is the second player chosen overall. **9/19** Chris Warren rushes a club record 36 times for a personal best 174 yards in a 17-14 win over the Patriots in New England, Seattle's first win after two losses. **9/26** Rod Stephens' fumble recovery in the end zone provides the winning touchdown in a 19-10 win at Cincinnati. **10/3** Seattle makes it three straight with a 31-14 win over the San Diego Chargers in the Kingdome. Rookie Rick Mirer passes for 282 yards and a score and also rushes for a touchdown. The three-game winning streak is the Seahawks longest since 1990. **10/24** Rick Mirer throws the game-winning touchdown pass to Brian Blades with 25 seconds left in a 10-9 win over New England in the Kingdome. **11/14** Eugene Robinson records 11 tackles, two interceptions, two forced fumble, and one fumble recovery to spark a 22-5 win over the visiting Cleveland Browns. In all, the Seahawks defense forces seven turnovers and accounts for a touchdown and a safety. **12/26** Chris Warren rushes for 168 yards to become the second Seattle player to have back-to-back 1,000-yard seasons, but the Phoenix Cardinals tie the game on the last play of regulation and go on to a 30-27 overtime win in the Kingdome. **12/26** Jon Vaughn, who learned during warmups that he would start for an injured Chris Warren (abdominal muscle), rushes for a career-high 131 yards in a 16-6 win over the Pittsburgh Steelers. Seattle gains 267 yards rushing, giving them back-to-back 200-yard rushing games for the first time in franchise history.

1994 — 1/2 The Seahawks finish the season 6-10 after dropping a 34-24 decision to the AFC West Champion Kansas City Chiefs in Arrowhead Stadium. John L. Williams rushes for 102 yards, to give the Seahawks three straight games with an individual over 100 yards, a franchise first. Rick Mirer becomes the first rookie quarterback since 1973 to start all his team's

games and only the third since the 1970 merger. Mirer ends the season with NFL rookie passing records for attempts (486), completions (274), and yards (2,833), while helping to improve Seattle's win total by four games. **2/24** Nate Odomes, two-time Pro Bowl cornerback of the Buffalo Bills signs as a free agent. **2/28** Odomes' Buffalo teammate and fellow two-time Pro Bowler, tackle Howard Ballard signs as a free agent. **4/24** Texas A&M University defensive tackle Sam Adams is the Seahawks first-round draft choice. Adams is the eighth player picked on the first round. **7/19** Kingdome ceiling tiles fall from roof forcing closure of the building until November 5. Seahawks play both preseason games and first three regular season games in the University of Washington's 72,500 seat Husky Stadium. **8/13** Seahawks play first-ever outdoor game in Seattle defeating Tampa Bay Buccaneers, 29-6, in Husky Stadium. **9/4** Seahawks capture season opener for first time since 1988 with a 28-7 win at the Washington Redskins, as Chris Warren rushes for 100 yards and two touchdowns. The win is the 100th in the career of Head Coach Tom Flores. **9/11** Chris Warren scores two touchdowns for the second straight week as Seahawks go 2-0 with a 38-9 win over the Raiders in Los Angeles. Rick Mirer tosses three touchdown passes. **9/18** San Diego Chargers stop Seahawks two-game winning streak, 24-10, before Seahawks record crowd of 65,536 in Husky Stadium. **9/25** Chris Warren earns AFC Offensive Player of the Week honors in a 30-13 win over the visiting Pittsburgh Steelers. Warren rushes for 125 yards and a touchdown, while the Seahawks defense intercepts four passes. **11/6** Cincinnati Bengals spoil Seahawks return to Kingdome with a 20-17 overtime win. Doug Pelfrey kicks six field goals, including a 26-yarder 8:14 into overtime for the win. **11/20** Mack Strong's seven-yard touchdown run with 42 seconds left gives Seahawks a 22-21 win over the visiting Tampa Bay Buccaneers, breaking a six-game losing streak. **11/27** Seahawks defeat Kansas City 10-9 behind John Kasay's 32-yard field goal with 1:42 left. The back-to-back one-point wins are a franchise first. Chris Warren surpasses the 1,000-yard mark in the 12th game, the earliest in team history. Curt Warner inducted into Ring of Honor. **12/11** Chris Warren rushes for a personal best 185 yards on 30 carries, including a touchdown in a 16-14 win at Houston. Warren, playing with cracked ribs, had 183 of his yards in the first three quarters. **12/18** Chris Warren tops 100 yards for the seventh time with 122, but the Los Angeles Raiders escape with a 17-16 Kingdome win. **12/24** Cleveland Browns defeat the Seahawks 35-9 in Cleveland Stadium, closing out a 6-10 season. Chris Warren finishes the season with a franchise record 1,545 rushing yards, a total that leads the AFC. **12/29** Tom Flores, Seahawks general manager/head coach from 1992-94, is relieved of his duties. Flores, who joined the organization in 1989 as president/general manager, compiled a 14-34 regular season record. All 12 of Flores' assistants were also fired.

1995 — 1/12 Dennis Erickson, head coach at the University of Miami, is named head coach. In six seasons at Miami, Erickson compiled a 63-9-0 record and won national championships in 1989 and 1991. A native of Everett, Washington, Erickson posted a 113-40-1 record in 13 seasons as a college head coach at the University of Idaho, University of Wyoming, Washington State University, and Miami. Erickson brings six coaches with him from Miami, Gregg Smith (Assistant Head Coach/Tight Ends), Greg McMackin (Defensive Coordinator), Dave Arnold (Special Teams), Dana LeDuc (Strength and Conditioning), Rich Olson (Quarterbacks), and Willy Robinson (Defensive Backs). In addition he retains Bob Bratkowski (Offensive Coordinator/Wide Receivers), Tommy Brasher (Defensive Line), Tom Catlin (Quality Control), Dave Brown (Defensive Coach), Arnie Matsumoto (Staff Assistant), Howard Mudd (Offensive Line), and Clarence Shelmon (Running Backs) from the previous staff. **1/28** Wide Receiver Steve Largent becomes the first Seahawks player to be elected into the Pro Football Hall of Fame. Largent was elected in his first year of eligibility. He played his entire NFL career with Seattle from 1976-89, and retired in possession of six NFL receiving marks, including most receptions (819), yards (13,089), touchdowns (100), and consecutive games with a reception (177). Largent's presenter for induction is Seahawks' Vice President Gary Wright. **2/9** Mike Murphy, a nine-season NFL coaching veteran, is named linebackers coach. Murphy coached with the Detroit Lions and Arizona Cardinals, prior to serving one year in the Pro Personnel Department of the Carolina Panthers. **4/22** Seahawks select Ohio State University wide receiver Joey Galloway with the eighth pick in the first round of the NFL draft. Galloway is the second wide receiver chosen overall and the first ever picked by the Seahawks on the first round of the draft. **7/29** Steve Largent is formally inducted into the Pro Football Hall of Fame. **8/12** Seahawks officially retire Largent's #80 jersey. **9/3** Seahawks lose NFL debut of Head Coach Dennis Erickson, 34-10, to the Kansas City Chiefs in the Kingdome. Jacob Green was inducted into the Ring of Honor. **9/17** Erickson gains first career win, 24-21, over the Cincinnati Bengals in the

Kingdome. Chris Warren rushes for 109 yards. **11/5** Rookie Joey Galloway returns a punt a club record 89 yards for a touchdown to spark a 30-28 win over the visiting New York Giants. Brian Blades has two first quarter touchdown receptions. The win snaps a four-game losing streak and ignites a streak of six wins in seven games. **11/12** Galloway strikes again, this time on an 86-yard run from scrimmage in a 47-30 win over the Jaguars in Jacksonville. His run is a club record and is an NFL-long for 1995, as was his punt return. Galloway accounts for 237 all-purpose yards and three touchdowns, including five receptions for 114 yards and two scores receiving. **11/19** Seattle posts a 27-20 win over the Redskins in Washington, D.C., completing a two-game, 10-day road trip. Chris Warren rushes for a season-high 136 yards and one score, quarterback Rick Mirer throws two touchdown passes and Robert Blackmon has two interceptions. The Seahawks stayed in Jacksonville between games. **12/3** Todd Peterson kicks four field goals in a 26-14 win over the Philadelphia Eagles. **12/10** Quarterback John Friesz engineers three fourth quarter touchdown drives in a 31-27 win over the Broncos in Denver. Seattle rallies from a 20-0 second quarter deficit for the win, the greatest comeback in franchise history. Friesz throws for two touchdowns, including the game-winner to Chris Warren with 49 seconds left. Antonio Edwards' club record 83-yard return of a Robert Blackmon-forced fumble in the third quarter, ignites the rally. **12/17** Chris Warren scores three touchdowns in a 44-10 win over the Oakland Raiders. The win is Seattle's eighth of the year, their most since 1990. **12/24** AFC Western Division champion Kansas City Chiefs end the Seahawks postseason bid with a 26-3 win in Arrowhead Stadium.

1996 — 2/2 Team owner Ken Behring announces that he is moving the franchise. **4/20** Ken Behring and Seattle native Paul Allen enter into an exclusive 14-month option for Allen to purchase the Seahawks. Allen can exercise the option at anytime until July 1, 1997. Allen is named Chairman of Football Northwest, Inc., with Bert Kolde serving as Vice Chairman and Bob Whitsitt as President. Seahawks select Boston College tackle Pete Kendall on the first round with the 21st overall pick. Seattle had traded down twice in the first round, acquiring defensive tackle Glenn Montgomery from the Houston Oilers in the first deal and adding an extra third round pick from the Detroit Lions in the second. **9/1** Seahawks start 21st season with 29-7 loss at San Diego. **9/22** Lamar Smith's 14-yard run with 31 seconds left gives Seahawks a 17-13 win at Tampa Bay, their first win after three losses. **10/6** John Friesz throws touchdown passes of 51, 65 and 80 yards, the latter with 2:03 left to Brian Blades, for a 22-15 win at Miami. **11/3** Michael McCrary blocks Houston's game-winning field goal with 16 seconds left, recovers it, and laterals to Robert Blackmon to complete a 68-yard touchdown return to give Seattle a 23-16 win. John Friesz throws for 323 yards, Seattle's first 300-yard passing game since 1990. **11/10** Seattle completes three wins in three home games by defeating the Minnesota Vikings, 42-23. **11/17** Seattle misses a last play field goal in 17-16 loss at the Detroit Lions. Lamar Smith rushes for a career high 148 yards in his first career start. Seahawks also lose quarterback John Friesz for remainder of the season with a broken leg. **12/8** Seahawks snap three-game losing streak with 26-18 win over visiting Buffalo Bills. Chris Warren rushes for 116 yards, his franchise record 24th career 100-yard game. **12/22** Seahawks close season with 28-21 win at Oakland. Seattle forces seven turnovers and wins with backup quarterbacks Stan Gelbaugh and Gino Torretta playing for John Friesz (broken leg) and Rick Mirer (quadriceps). Torretta passes 32 yards to Joey Galloway for his first career touchdown. Lamar Smith rushes for two touchdowns.

1997 — 2/14 Seahawks make first strike in free agency signing Steelers Pro Bowl linebacker Chad Brown. Brown's signing is followed two days later with that of Pittsburgh teammate cornerback Willie Williams. **2/18** Quarterback Rick Mirer is traded to the Chicago Bears for a first-round draft choice. Seattle now has the 11th and 12th picks overall in the April 19-20 NFL draft. **3/5** Seahawks announce a return of their training camp to Eastern Washington University in Cheney, Washington. Seattle trained at Eastern from 1976-85, before training year-around at their Kirkland Headquarters. **3/6** Detroit Lions safety Bennie Blades is signed as a free agent reuniting him with his brother, Brian. **3/7** Former University of Washington quarterback Warren Moon signs as a free agent after 13 seasons with the Houston Oilers (1984-93) and Minnesota Vikings (1994-96). Moon ranks fourth in league history in attempts (6,000), completions (3,514), and yards (43,787), and is tied for seventh in touchdowns (254). **3/28** Seattle trades their first-round pick obtained from the Bears, to Atlanta for the Falcons first-round pick, the third overall. Seattle also sends second and fourth rounders to Atlanta and the Falcons flip-flop their third round choices. **4/19** After selecting Ohio State cornerback Shawn Springs with the third overall choice, Seattle sends the 12th overall choice and a third-round pick to the Tampa Bay Buccaneers for the sixth

overall choice. That pick is used on Florida State University tackle Walter Jones. It is the first time in their history that the Seahawks have utilized two first-round draft choices. **4/25** Washington State Legislature passes Seahawks Stadium Funding Plan, Referendum 48. The bill sets a statewide vote for June 17. **6/17** Washington state voters approve Referendum 48 by a 51.1 percent to 48.9 percent margin (820,354 yes, 783,584 no), including a 56.4 percent margin (275,358 yes, 213,092 no) in King County. 6/23 Metropolitan King County Council votes 9-3 to approve a new football stadium for the Seahawks. **6/30** Bob Whitsitt, President of Football Northwest, signs paperwork to purchase Seahawks from Ken Behring. **7/15** Seahawks open training camp at Eastern Washington University in Cheney, returning after an 11-year absence. **8/19** Football Northwest is approved as the Seahawks owners by the member clubs of the NFL. 8/31 Seattle loses season opener to New York Jets, 41-3, in the Kingdome and quarterback John Friesz for nine weeks with a broken right thumb. **9/14** Seahawks hold Indianapolis Colts to a franchise low 118 yards for their first win, 31-3, in Indianapolis. The 28-point margin of victory is the largest for Seattle on the road. **10/5** Seattle embarks on three-game winning streak by beating the Tennessee Oilers, 16-13, in Kingdome. Steve Broussard scores on 77 and 43 yard runs within three second half carries overcoming a 10-0 deficit. Broussard rushes for 138 yards on just 6 carries. **10/26** Warren Moon throws a team record-equaling five touchdown passes, including three to Joey Galloway, in a 45-34 win over the Oakland Raiders. His 409 yards is third in team history for a single game and is an NFL high for 1997. **11/9** Moon connects with Galloway on a game-winning 40-yard touchdown pass at San Diego with 2:20 left. The 37-31 win is marred by a season-ending broken ankle suffered by six-time Pro Bowl defensive tackle Cortez Kennedy. **11/28** Seahawks open their first retail store, the Seahawks EndZone Store, in Seattle's Pioneer Square area, two blocks from the Kingdome. **12/14** Quarterback Jon Kitna makes his first career start and guides Seattle to a 22-21 win at Oakland, overcoming a 21-3 halftime deficit. Kitna throws for 283 yards and one score in becoming the sixth first-time quarterback starter in team history to win his debut. Todd Peterson's 49-yard field goal with 2:20 left is the winner. Seattle's win was their fifth of the season after overcoming a 10-point deficit, equalling the most in the NFL since 1970. **12/21** Seattle closes out season with a 38-9 win over the San Francisco 49ers. Warren Moon throws four touchdown passes and sets single season records for completions (313) and yards (3,378). Pro Bowl free safety Darryl Williams co-leads the AFC in interceptions with 8, while Pro Bowl defensive end Michael Sinclair has 12 sacks.

1998 — 1/16 Seahawks announce ticket restructure, increasing the number of \$10 tickets, the lowest ticket price in the NFL, to slightly more than 10,000. **2/1** Warren Moon named MVP of Pro Bowl while leading AFC to 29-24 win. **1/16** Offensive Line Coach Howard Mudd leaves the Seahawks for Indianapolis Colts. **1/17** Linebackers Coach Mike Murphy also joins the Colts staff. **1/30** Coaches Clarence Shelmon (running backs) joins Dallas and Ned James (defensive assistant) joins the New Orleans Saints. **2/2** Offensive assistant Jim Zorn leaves for the Detroit Lions. **2/4** Seattle names Jim Johnson linebackers coach. **2/6** Hired Bill Meyers as assistant offensive line coach and announced the club had agreed to terms with Washington Redskins' special teams coach Pete Rodriguez. **2/10** Named Milt Jackson receivers coach. **2/24** Seattle signs three-time Pro Bowl center, Kevin Glover. **2/26** Seahawks name Tim Lappano running backs coach and Eric Yarber to the position of offensive quality control. **3/4** Seahawks make one of the biggest off-season splashes in free agency when the club signs Philadelphia Eagles running back Ricky Watters to a free agency contract. **3/6** The club agrees to terms with unrestricted free agent guard Brian Habib of the Super Bowl Champion Denver Broncos. **4/18** Linebacker Anthony Simmons from Clemson is the team's first-round pick, 15th overall, in the draft. **9/6** The Seahawks open the 1998 season with a 36-0 shutout over the Philadelphia Eagles at Veterans Stadium. The Seahawks would go on to one of the team's best starts ever, with three straight victories to open the year. **12/28** A day after completing its second consecutive 8-8 season, the club relieves Dennis Erickson of his coaching duties.

1999 — 1/8 Team President Bob Whitsitt appoints Mike Holmgren to the position of Executive Vice President of Football Operations/General Manager & Head Coach. The Seahawks surrender a second-round choice in the 1999 draft to the Green Bay Packers as compensation. **1/14** Holmgren hires Mike Sherman (Offensive Coordinator/Tight Ends), Fritz Shurmur (Defensive Coordinator), Tom Lovat (Offensive Line), Larry Brooks (Defensive Line), Nolan Cromwell (Wide Receivers), Jim Lind (Linebackers), Ken Flajole (Defensive Backs), Kent Johnston (Strength & Conditioning), and the retainment of Pete Rodriguez (Special Teams). **1/19** Mike Sheppard named Quarterbacks coach. **1/26** Mike Reinfeldt named Senior Vice President. **1/28** Stump Mitchell named Running Backs coach. **1/29**

Rod Springer named assistant Strength & Conditioning coach. **2/5** Jerry Colquitt (Offensive Quality Control) and Clayton Lopez (Defensive Quality Control) named to coaching staff. **2/14** Sign unrestricted free agent WR Sean Dawkins. **4/17** Select DE Lamar King (Saginaw Valley State) with the 22nd pick in the first round of the 1999 NFL Draft. **5/26** Defensive Coordinator Fritz Shurmur takes a leave of absence for health reasons. **6/7** Holmgren hires former Buffalo Bills' Assistant Coach Dick Roach to the position of defensive assistant. Linebackers coach Jim Lind is given the added responsibility of coordinating the defense. **8/30** Seahawks defensive coordinator Fritz Shurmur succumbs to liver cancer. **11/28** The Seahawks defeat the Kansas City Chiefs in Arrowhead Stadium to cap a five-game winning streak and take the season record to 8-2.

2000 — 1/2 The Seahawks finish the 1999 season with a 19-9 loss at the New York Jets, but reach the playoffs for the first time since 1988 with the team's second AFC West Championship. The team's 9-7 record is the best mark since 1990. DT Cortez Kennedy is voted to a team-record eighth Pro Bowl along with teammates LB Chad Brown and T Walter Jones. **1/9** Seahawks lose their first playoff game in 11 years when they fall to the Miami Dolphins, 20-17, in the final game played at Seattle's Kingdome. **1/12** Mike Holmgren names Steve Sidwell defensive coordinator. Defensive Assistant Bob Zeman announces his retirement from coaching. **1/20** Holmgren names Gil Haskell offensive coordinator. **1/21** Holmgren names Johnny Holland assistant special teams/assistant strength and conditioning coach. **1/28** Holmgren names Ted Thompson vice president/football operations. **2/12** WR Joey Galloway is traded to the Dallas Cowboys for first-round draft choices in 2000 and 2001. **3/26** Seattle's Kingdome is imploded, to make space for the new football/soccer stadium and exhibition hall, which will be located on the same site. **4/15** Seahawks select Alabama running back Shaun Alexander and Wisconsin tackle Chris McIntosh in the first round of the NFL draft. **4/28** Seattle names John Schneider director of player personnel. **5/10** Scot McCloughan appointed as director of college scouting. **5/15** Bucky Brooks and Mike Murphy named area scouts. **6/1** Former Seahawks safety Eric Stokes and Matt Malaspina named area scouts. **7/5** Seahawks hire Brian Davis for radio play-by-play. **9/3** Seattle loses to Miami in season opener, 23-0, marking the first time the Seahawks were shut out in seven years. **9/10** Seattle opens a two-year stint at Husky Stadium with a loss to the defending Super Bowl Champion St. Louis Rams in a 37-34 shootout. **10/15** Seahawks return man Charlie Rogers sets team single-game record with 198 kickoff return yards and 215 combined return yards versus Indianapolis. **11/12** QB Jon Kitna earns AFC Offensive Player of the Week for 22 of 33, 231-yard, three-touchdown performance at Jacksonville. **12/23** Charlie Rogers returns four kickoffs for 171 yards, which included an 81-yard touchdown, versus Buffalo to establish an AFC single-season record with 2,094 combined return yards (punt and kickoff).

2001 — 1/2 Mike Holmgren names Mark Michaels assistant special teams coach. **2/16** Former Seahawks QB Jim Zorn is named quarterbacks coach. **2/28** A 6.8 magnitude earthquake hit the Seattle area damaging the Seahawks marketing headquarters at Palmer Court, forcing them to move out of the building. The new stadium was not damaged and workers resumed construction less than one week later. **3/2** Seattle trades a third-round draft choice and switches first-round picks with Green Bay for QB Matt Hasselbeck. **3/3** Seattle signs free agent DT John Randle. **3/8** DT Cortez Kennedy is released. **3/9** Seattle signs free agent DT Chad Eaton. **3/16** Seattle names Lance Lopes to serve as General Counsel. **4/9** Seattle signs free agent LB Levon Kirkland. **4/12** Seahawks sign a three-year extension with Eastern Washington University to continue its training camp in Cheney. **4/21** Seattle takes North Carolina State wide receiver Koren Robinson with its first overall selection (No. 9) and Steve Hutchinson (No. 17). Selects 12 college players, the most since drafting 11 in 1992, during the two-day draft. **5/22** Seahawks switch conferences from the AFC West to the NFC West, joining the Arizona Cardinals, San Francisco 49ers and the St. Louis Rams following realignment. The Seahawks were a member of the NFC West in their inaugural season in 1976 before moving to the AFC West in 1977. **6/28** Named Scott Fitterer area scout and named former Kansas City wide receiver Lake Dawson and former Seahawks safety Eric Stokes pro personnel assistants. **8/3** Signed Trent Diller to one-year contract to back up Matt Hasselbeck. **9/16** Home game versus Kansas City is postponed due to the terrorist attacks on Tuesday, September 11. **11/11** Shaun Alexander rushed for 266 yards and three touchdowns versus Oakland, including a team-record 88-yard touchdown.

2002 — 1/2 Seahawks DT John Randle and T Walter Jones selected to represent Seahawks in the Pro Bowl. **1/6** The Seahawks played their final game at Husky Stadium before moving into their new downtown stadium. Trent Dilfer finished the season 4-0, extending his consecutive unbeaten record as a starter to 15-0. **2/22** Released defensive end Michael Sinclair following 11 years of service. **3/1** The Seahawks announced a new logo and colors; Seahawks blue, Seahawks navy and Seahawks bright green. **3/5** Re-signed Trent Dilfer to be the starting quarterback for the 2002 season. **3/27** The Seahawks unveiled new uniforms at the team's new stadium, the first significant uniform change in the team's 26-year history. For the first time in the NFL, a club allowed fans to choose part of the team's uniform ensemble (the helmet). In a weeklong contest, a total of 64,513 fans voted with an overwhelming 49,447 (76.6%) voting for the new Seahawks blue helmet. The traditional silver helmet received 15,066 (23.4%) votes. (Marked the first time in NFL history that a team allowed fans to choose any part of the teams' uniform ensemble.) **4/2** Bill Laveroni named assistant offensive line coach. **4/19** Traded quarterback Brock Huard to Indianapolis for the Colts fifth-round draft choice in the 2002 draft. **4/20** Seahawks selected Washington Husky tight end Jerramy Stevens in the first round of the NFL Draft, the first tight end selected by the team in the opening round. **5/4** Fieldturf installation completed in Seahawks Stadium. **5/15** Seahawks Stadium and Exhibition Center announced as interim name until a permanent naming rights sponsor is found; FGI announces the project will come in on budget, a month earlier than anticipated. **6/21** Traded CB Ike Charlton to Jacksonville Jaguars for an undisclosed draft choice. **7/20** Seahawks Stadium Grand Opening begins with Public Fanfare Days, followed by three weeks of public open houses. **8/3** Seahawks take the field in Seahawks Stadium for the first time in a preseason scrimmage. **8/10** Seahawks play their first game in Seahawks Stadium, a preseason loss to the Indianapolis Colts, 28-10. **9/15** Seahawks play their Inaugural Game in Seahawks Stadium versus the Arizona Cardinals, a 24-13 loss. **9/29** Shaun Alexander scores an NFL-record five first-half touchdowns versus the Minnesota Vikings on ESPN Sunday Night Football. **10/29** Place QB Trent Dilfer on injured reserve and signed veteran QB Jeff George for remainder of season. **11/24** Seattle and Kansas City combine for 64 first downs, an NFL record. **12/29** Matt Hasselbeck set a franchise record passing for 449 yards in a 31-28 overtime win at San Diego. Seattle also established 20 club records during the season, including most first downs in a season (347), most yards gained in a game (591 at San Diego), most net yards gained in a season (5,818) and most passing yards in a season (4,257). Seattle finished the season 7-9, third place in the NFC West. **12/31** Mike Holmgren relinquishes his role as general manager, but remains executive vice president of football operations and head coach. Seattle fires defensive coordinator Steve Sidwell, defensive line coach Larry Brooks, defensive backs coach Ken Flajole, linebackers coach Johnny Holland and offensive quality control coach Jerry Colquitt.

2003 — 1/29 Seahawks hire Dwaine Board as defensive line coach. **2/5** Seattle names Ray Rhodes defensive coordinator. **2/7** Seattle names Teryl Austin defensive backs coach. **2/10** Seattle hires Bob Ferguson as general manager. **2/12** Seattle hires John Marshall as linebackers coach. **3/4** Seattle re-signed unrestricted free agents LB Anthony Simmons and DE Antonio Cochran. **4/26** Seattle selected CB Marcus Trufant from Washington State with the 11th overall pick in the NFL draft. **4/27** Seattle traded a sixth-round selection to the New Orleans Saints for DT Norman Hand. **6/16** Hired Charles Fisher as an area scout. **6/25** Paul G. Allen names Tod Leiweke chief executive officer in charge of all Seahawks business and administration operations. Bob Whitsitt focuses on football operations. **9/7** Seattle opened the season with a compelling 27-10 victory over the Saints, their first season-opening win at home since 1986. **9/14** Seattle recorded first shutout since 1998, and 10th shutout in club history at Arizona. Safety Ken Hamlin earned NFC Defensive Player of the Week honors for his performance. In just his second NFL game, Hamlin had a hand in four of Seattle's six takeaways including the Cardinals first three drives. **10/5** Josh Brown set club record with 58-yard field goal at Green Bay. **10/12** The Seahawks unveiled a flag in the south end zone honoring the Seahawks 12th man. Each game, the Seahawks will have an honorary presenter raise the flag embroidered with the number 12. Twelve fans were selected to present the inaugural flag. Steve Largent and Mike McCormack were among others to present during the season. The Seahawks held off San Francisco 20-19 on ESPN Sunday Night Football. **10/19** Defeated Chicago 24-17 and secured the best start (5-1) in franchise history. Seattle opened two seasons (1984, 1986) with a 4-1 mark. **11/23** Put up 41 points on one of the best defenses in the NFL, the Baltimore Ravens, but lost in overtime 44-41 after relinquishing a 17-point, fourth-quarter lead. Hasselbeck passed for 333 yards and club-record tying five touchdowns enroute to being voted by fans the NFL/FedEx

Air Player of the Week. **11/30** For the first time in franchise history, the club had a 300-yard passer (Hasselbeck-328), 100-yard rusher (Alexander-127) and two, 100-yard receivers (Robinson-122, Jackson-102) in the same game versus Cleveland. Hasselbeck won the NFL/FedEx Air Player of the Week for the second consecutive week. **12/21** With a win over Arizona, the Seahawks finished 8-0 at home for the first time in franchise history. **12/27** Won at San Francisco, 24-17, for the first time since 1979 and secured first 10-win season since 1986. During the season, Hasselbeck became franchise's all-time leading passer (84.1 rating) and set single-season record with 3,841 passing yards and tied for most completions 313.

2004 — 1/4 Participated in first postseason since 1999, but lost in overtime to the Packers 33-27 in a back-and-forth affair played in 20 degree temperatures. Al Harris returned a Hasselbeck interception 52 yards for the game-ending score. Alexander set club postseason record with three touchdown runs and Hasselbeck became first passer with at least 300 yards in a playoff game. Seahawks offensive line coach Tom Lovat retires. Bill Laveroni takes over offensive line duties. **2/24** Seahawks designate T Walter Jones as franchise player for third consecutive year. **2/26** Senior VP Mike Reinfeldt declined contract offer to remain with Seahawks. **3/4** Seahawks sign unrestricted free agent Grant Wistrom to a multi-year contract. **3/9** WR Darrell Jackson re-signed a multi-year contract with the Seahawks. **3/24-3/31** In cooperation with the Department of Defense Armed Forces Entertainment Office, Seahawks Alex Bannister and Damien Robinson led a Seahawks contingent including former Seahawks receiver Paul Johns and the Sea Gals Show Group on a tour of Southwest Asia, including the countries of United Arab Emirates and Qatar. **3/24** The Seattle Seahawks name Steve Raible as the new "Voice of the Seahawks" for radio broadcasts, and will be joined by Warren Moon as color analyst on the broadcast team. Raible served the previous 22 years as color analyst on Seahawks radio. **5/19** Jay Nienkark named Director of Player Administration and will oversee the team's salary cap. **6/2** Seahawks Stadium is renamed Qwest Field. Introduced Blue Ribbon Partners. **6/8** Martha Fuller named CFO. **8/7** The Seahawks traveled to Portland's PGE Park for "Seahawks Live," an intrasquad scrimmage. **9/26** The Seahawks opened the season 3-0 after shutting out the 49ers 34-0 at Qwest Field. The victory ended the 49ers NFL record of scoring in 420 consecutive games. **10/19** The Seahawks traded a conditional draft choice to the Oakland Raiders for WR Jerry Rice. **11/21** S Michael Boulware turned in one of the most exciting plays of the season when he, with 56 seconds remaining, returned a Dolphins' pass 63 yards for the game-winning touchdown. **12/6** In front of a record crowd at Qwest Field (68,093), the Seahawks hosted a Monday Night Football shootout versus the Cowboys. Matt Hasselbeck passed for 414 yards and three touchdowns, but the Cowboys scored 14 points in just under three minutes to earn a 43-39 victory.

2005 — 1/2 The Seahawks clinched their first NFC West title after fending off the Atlanta Falcons in the season finale. The Seahawks stopped a two-point conversion attempt at the end of regulation to keep the game from going into overtime. **1/8** The Seahawks hosted the Rams in a Wild Card Playoff game and lost 27-20. A Seahawks bid to tie the game on a fourth-and-4 play from the Rams' 5-yard line with :27 fell incomplete. Matt Hasselbeck joined Dan Fouts and Marc Bulger as the only quarterbacks in NFL history to throw for 300-plus yards in his first two career postseason starts. **1/10** Relieved Mark Michaels from duties as special teams coach. **1/14** Bob Whitsitt was relieved of his duties as president of football operations. **2/3** Mike Reinfeldt is named consultant. **2/10** Bob Casullo is named special teams coach. **2/16** T Walter Jones signed a multi-year contract. **2/22** Matt Hasselbeck signed a multi-year contract. Bob Ferguson was relieved of his duties as general manager. Shaun Alexander was named franchise player. **2/23** Tim Ruskell was introduced as the Seahawks' president of football operations and became the primary decision maker regarding all player and personnel decisions, including oversight of the club's pro and college scouting departments. **3/24** Mike Reinfeldt named Vice President of Football Administration. **4/21** Signed LB Jamie Sharper and former University of Washington WR Jerome Pathon. Released veteran LB Chad Brown. **4/23** Drafted Mississippi center Chris Spencer in the first round (26th overall) of the NFL Draft. **6/8** Mike Phair and Mike Yowarsky hired to the college scouting department. **7/27** Shaun Alexander signed one-year contract. **8/12** In a preseason matchup, the Seahawks defeated the Saints 34-15 in New Orleans just two weeks before Hurricane Katrina devastated the area. **10/2** The Seahawks lost an overtime game at Washington to fall to 2-2 on the season. It was the last game the team would lose before winning a club-record 11 consecutive games. **10/16** Seattle set a club record with 320 yards rushing versus the Houston Texans on ESPN

Sunday Night Football. Alexander rushed for four scores for the second time of the season. **10/17** Seahawks S Ken Hamlin was victimized outside of a Seattle club following the game sustaining head injuries that ended his season. **10/23** The Seahawks defeated the Dallas Cowboys 13-10 on a 50-yard Josh Brown field goal as time expired. The winning kick was set up when Jordan Babineaux intercepted Drew Bledsoe and returned it to the Cowboys' 32-yard line with :05 remaining. **11/6** Shaun Alexander rushed for 173 yards and two touchdowns, which included an 88-yard touchdown run tying his own franchise record. **11/27** The Seahawks defeated the N.Y. Giants 24-21 in overtime after Giants' kicker Jay Feely missed three game-winning field goal attempts. The Giants committed 16 penalties, including 11 false start penalties. **11/28** Mike Holmgren presented the Seahawks 12th Man with the game ball following the win over the Giants. **12/5** Seattle trounced Philadelphia 42-0 on a snowy Monday Night Football game. **12/11** The Seahawks outscored the 49ers 41-3 marking a perfect 6-0 division record, first in team history. **12/17** Seattle secured a first-round bye in the playoffs with a 28-24 come-from-behind win at Tennessee. **12/24** Seattle clinched home field advantage throughout the playoffs with a 28-13 win over the 13-1 Indianapolis Colts.

2006 — 1/14 The Seahawks ended their 21-year streak without a playoff win by defeating the Washington Redskins 20-10 in a Divisional Playoff Game at Qwest Field. **1/22** Hosting their first-ever Championship Game, Seattle routed the Carolina Panthers 34-14 earning their first trip to the Super Bowl in the club's 30-year history. **2/5** The Seahawks lost to the Pittsburgh Steelers 21-10 in Super Bowl XL. **2/16** The Seahawks named John Marshall defensive coordinator and Ray Rhodes took on the title of special projects/defense. The Seahawks also named Zerrick Rollins linebackers coach and promoted Tom Headlee to quality control/defense. Larry Marmie was also hired as a defensive assistant/secondary. **2/23** Placed transition tag on G Steve Hutchinson. **3/6** Re-signed RB Shaun Alexander to a multi-year contract. **3/27** Signed LB Julian Peterson. **3/31** Seahawks acquired restricted free agent WR Nate Burleson from the Vikings in exchange for a third-round draft choice. **4/30** Drafted Miami cornerback Kelly Jennings with the 31st pick in the NFL Draft. **5/9** Seahawks announce plans to move practice facility to Renton waterfront. **9/10** Opened the season at Detroit's Ford Field, site of Super Bowl XL, and won 9-6 on Josh Brown's 42-yard game-winning field goal as time expired. **9/11** Seattle acquired WR Deion Branch from the New England Patriots in exchange for the Seahawks first-round selection in the 2007 NFL Draft. **9/17** Former Seahawks DT Cortez Kennedy was inducted into the Seahawks Ring of Honor. **9/24** Seattle led the New York Giants 35-3 at halftime and won the game 42-30 behind Matt Hasselbeck's club-record tying five touchdown passes. **10/1** Seahawks Shaun Alexander missed the first of six games (at Chicago) with a broken foot he suffered in the season opener. **10/15** Josh Brown connected on his second game-winner of the season, a 54-yard field goal at St. Louis as time expired. **10/22** Seattle's Matt Hasselbeck injured his right knee on the first series of the second half versus the Vikings. He would miss the next four ballgames. Seneca Wallace went 2-2 in Hasselbeck's absence. **11/6** Seattle recorded nine sacks at Qwest Field versus Oakland on Monday Night Football on the way to a 16-0 shutout of the Raiders. **11/12** Josh Brown connected on a 38-yard field goal with :09 remaining versus the Rams for his third game-winner of the season. **11/27** Snow covered Qwest Field as Seattle defeated Green Bay 34-24 on Monday Night Football. Shaun Alexander rushed for 201 yards on a franchise-record 40 carries. **12/3** Josh Brown tied an NFL record with his fourth game-winning field goal (inside the final minute or overtime) with a 50-yard field goal at Denver with :05 left in the game. The win was the Seahawks first in Denver since December 10, 1995.

2007 — 1/6 The Seahawks won their third-consecutive home playoff game upending the Dallas Cowboys 21-20 in an NFC Wild Card thriller. **1/14** Seattle's hopes of returning to NFC Championship Game were dashed in an overtime loss at Chicago. Seattle battled into overtime, but a Robbie Gould 49-yard field goal allowed the Bears to prevail. **1/21** The Seahawks added Jim Mora to the coaching staff as assistant head coach/defensive backs coach. **1/22** Seattle hired former Cowboys special teams coach Bruce DeHaven to the same position. **3/20** In partnership with Virginia Mason Medical Center, the Seahawks announced naming rights for their new training facility in Renton: Virginia Mason Athletic Center (VMAC).

CAREER TOP 10

GAMES PLAYED

| Player, Seasons | No. |
|-------------------------------|------------|
| 1 Joe Nash, 1982-96 | 218 |
| 2 Steve Largent, 1976-89 | 200 |
| 3 Mack Strong, 1994- | 196 |
| 4 Jacob Green, 1980-91 | 178 |
| 5 Jeff Bryant, 1982-93 | 175 |
| 6 Eugene Robinson, 1985-95 | 170 |
| 7 Cortez Kennedy, 1990-00 | 167 |
| 8 Dave Brown, 1976-86 | 159 |
| 9 Brian Blades, 1988-98 | 156 |
| 10 Walter Jones, 1997- | 153 |

GAMES STARTED

| Player, Seasons | No. |
|----------------------------|------------|
| 1 Steve Largent, 1976-89 | 197 |
| 2 Jacob Green, 1980-91 | 176 |
| 3 Joe Nash, 1982-96 | 169 |
| 4 Jeff Bryant, 1982-93 | 167 |
| 5 Dave Brown, 1976-86 | 159 |
| 6 Cortez Kennedy, 1990-00 | 153 |
| Walter Jones, 1997- | 153 |
| 8 Eugene Robinson, 1985-95 | 152 |
| 9 Keith Butler, 1978-87 | 132 |
| Chris Gray, 1998- | 129 |

POINTS SCORED

| Player, Seasons | No. |
|---------------------------------|------------|
| 1 Norm Johnson, 1982-90 | 810 |
| 2 Shaun Alexander, 2000- | 642 |
| 3 Steve Largent, 1976-89 | 608 |
| 4 Todd Peterson, 1995-99 | 555 |
| 5 Josh Brown, 2003- | 444 |
| 6 Curt Warner, 1983-89 | 372 |
| 7 John Kasay, 1991-94 | 341 |
| 8 Efren Herrera, 1978-81 | 331 |
| 9 Chris Warren, 1990-97 | 292 |
| 10 Darrell Jackson, 2000-06 | 282 |

TOTAL TOUCHDOWNS

| Player, Seasons | No. |
|---------------------------------|------------|
| 1 Shaun Alexander, 2000- | 107 |
| 2 Steve Largent, 1976-89 | 101 |
| 3 Curt Warner, 1983-89 | 62 |
| 4 Chris Warren, 1990-97 | 48 |
| 5 Darrell Jackson, 2000-06 | 47 |
| 6 Joey Galloway, 1995-99 | 42 |
| 7 Sherman Smith, 1976-82 | 38 |
| 8 Daryl Turner, 1984-87 | 36 |
| 9 Brian Blades, 1988-98 | 34 |
| 10 John L. Williams, 1986-93 | 33 |

FIELD GOALS

| Player, Seasons | No. |
|----------------------------|-----------|
| 1 Norm Johnson, 1982-90 | 159 |
| 2 Todd Peterson, 1995-99 | 126 |
| 3 Josh Brown, 2003- | 88 |
| 4 John Kasay, 1991-94 | 82 |
| 5 Efren Herrera, 1978-81 | 64 |
| 6 Rian Lindell, 2000-02 | 58 |
| 7 John Leypoldt, 1976-77 | 17 |
| 8 Kris Heppner, 2000 | 6 |
| 9 Wilson Alvarez, 1981 | 3 |
| 10 Scott Hagler, 1987 | 2 |

FIELD GOAL ATTEMPTS

| Player, Seasons | No. |
|----------------------------|------------|
| 1 Norm Johnson, 1982-90 | 228 |
| 2 Todd Peterson, 1995-99 | 154 |
| 3 Josh Brown, 2003- | 111 |
| 4 John Kasay, 1991-94 | 105 |
| 5 Efren Herrera, 1978-81 | 92 |
| 6 Rian Lindell, 2000-02 | 78 |
| 7 John Leypoldt, 1976-77 | 30 |
| 8 Kris Heppner, 2000 | 9 |
| 9 Wilson Alvarez, 1981 | 7 |
| 10 Don Bitterlich, 1976 | 4 |

POINT AFTER TOUCHDOWNS

| Player, Seasons | No. |
|----------------------------|------------|
| 1 Norm Johnson, 1982-90 | 333 |
| 2 Josh Brown, 2003- | 180 |
| 3 Todd Peterson, 1995-99 | 177 |
| 4 Efren Herrera, 1978-81 | 139 |
| 5 Rian Lindell, 2000-02 | 96 |
| 6 John Kasay, 1991-94 | 95 |
| 7 John Leypoldt, 1976-78 | 59 |
| 8 Wilson Alvarez, 1981 | 14 |
| 9 Kris Heppner, 2000 | 8 |
| 10 Don Bitterlich, 1976 | 7 |

PAT ATTEMPTS

| Player, Seasons | No. |
|----------------------------|------------|
| 1 Norm Johnson, 1982-90 | 338 |
| 2 Josh Brown, 2003- | 181 |
| 3 Todd Peterson, 1995-99 | 177 |
| 4 Efren Herrera, 1978-81 | 148 |
| 5 John Kasay, 1991-94 | 97 |
| 6 Rian Lindell, 2000-02 | 96 |
| 7 John Leypoldt, 1976-78 | 59 |
| 8 Wilson Alvarez, 1981 | 15 |
| 9 Kris Heppner, 2000 | 8 |
| 10 Don Bitterlich, 1976 | 7 |

RUSHING ATTEMPTS

| Player, Seasons | No. |
|---------------------------------|--------------|
| 1 Shaun Alexander, 2000- | 1,969 |
| 2 Curt Warner, 1983-89 | 1,649 |
| 3 Chris Warren, 1990-97 | 1,559 |
| 4 John L. Williams, 1986-93 | 1,148 |
| 5 Ricky Watters, 1998-01 | 994 |
| 6 Sherman Smith, 1976-82 | 810 |
| 7 Dan Doornink, 1979-85 | 463 |
| 8 Maurice Morris, 2002- | 332 |
| 9 Derrick Fenner, 1989-91 | 317 |
| 10 Jim Zorn, 1976-84 | 307 |

RUSHING YARDS

| Player, Seasons | No. |
|---------------------------------|--------------|
| 1 Shaun Alexander, 2000- | 8,713 |
| 2 Chris Warren, 1990-97 | 6,706 |
| 3 Curt Warner, 1983-89 | 6,705 |
| 4 John L. Williams, 1986-93 | 4,579 |
| 5 Ricky Watters, 1998-01 | 4,009 |
| 6 Sherman Smith, 1976-82 | 3,429 |
| 7 Dan Doornink, 1979-85 | 1,530 |
| 8 Jim Zorn, 1976-84 | 1,494 |
| 9 Maurice Morris, 2002- | 1,410 |
| 10 Lamar Smith, 1994-97 | 1,286 |

RUSHING TOUCHDOWNS

| Player, Seasons | No. |
|---------------------------------|-----------|
| 1 Shaun Alexander, 2000- | 96 |
| 2 Curt Warner, 1983-89 | 55 |
| 3 Chris Warren, 1990-97 | 44 |
| 4 Sherman Smith, 1976-82 | 28 |
| 5 Ricky Watters, 1998-01 | 22 |
| 6 Derrick Fenner, 1989-91 | 19 |
| David Sims, 1977-79 | 19 |
| 8 Jim Zorn, 1976-84 | 17 |
| John L. Williams, 1986-93 | 17 |
| 10 Dan Doornink, 1979-85 | 14 |

PASSING ATTEMPTS

| Player, Seasons | No. |
|---------------------------------|--------------|
| 1 Dave Krieg, 1980-91 | 3,576 |
| 2 Jim Zorn, 1976-84 | 2,992 |
| 3 Matt Hasselbeck, 2001- | 2,547 |
| 4 Rick Mirer, 1993-96 | 1,523 |
| 5 Jon Kitna, 1997-00 | 1,130 |
| 6 Warren Moon, 1997-98 | 786 |
| 7 Kelly Stouffer, 1988-92 | 437 |
| 8 John Friesz, 1995-98 | 416 |
| 9 Trent Dilfer, 2001-04 | 356 |
| 10 Stan Gelbaugh, 1992-96 | 273 |

PASSING COMPLETIONS

| Player, Seasons | No. |
|---------------------------------|--------------|
| 1 Dave Krieg, 1980-91 | 2,096 |
| 2 Jim Zorn, 1976-84 | 1,593 |
| 3 Matt Hasselbeck, 2001- | 1,539 |
| 4 Rick Mirer, 1993-96 | 814 |
| 5 Jon Kitna, 1997-00 | 658 |
| 6 Warren Moon, 1997-98 | 458 |
| 7 John Friesz, 1995-98 | 228 |
| 8 Kelly Stouffer, 1988-92 | 225 |
| 9 Trent Dilfer, 2001-04 | 196 |
| 10 Stan Gelbaugh, 1992-95 | 131 |

PASSING YARDS

| Player, Seasons | No. |
|---------------------------------|---------------|
| 1 Dave Krieg, 1980-91 | 26,132 |
| 2 Jim Zorn, 1976-84 | 20,122 |
| 3 Matt Hasselbeck, 2001- | 18,222 |
| 4 Rick Mirer, 1993-96 | 9,094 |
| 5 Jon Kitna, 1997-00 | 7,552 |
| 6 Warren Moon, 1997-98 | 5,310 |
| 7 John Friesz, 1995-98 | 2,971 |
| 8 Trent Dilfer, 2001-04 | 2,560 |
| 9 Kelly Stouffer, 1988-92 | 2,333 |
| 10 Jeff Kemp, 1987-91 | 1,735 |

TOUCHDOWN PASSES

| Player, Seasons | No. |
|---------------------------------|------------|
| 1 Dave Krieg, 1980-91 | 195 |
| 2 Matt Hasselbeck, 2001- | 112 |
| 3 Jim Zorn, 1976-84 | 107 |
| 4 Jon Kitna, 1997-00 | 49 |
| 5 Rick Mirer, 1993-96 | 41 |
| 6 Warren Moon, 1997-98 | 36 |
| 7 John Friesz, 1995-98 | 16 |
| 8 Trent Dilfer, 2001-04 | 13 |
| 9 Jeff Kemp, 1987-91 | 9 |
| Seneca Wallace, 2003- | 9 |

PASSES HAD INTERCEPTED

| Player, Seasons | No. |
|---------------------------------|-----------|
| 1 Dave Krieg, 1980-91 | 148 |
| 2 Jim Zorn, 1976-84 | 133 |
| 3 Matt Hasselbeck, 2001- | 72 |
| 4 Rick Mirer, 1993-96 | 56 |
| 5 Jon Kitna, 1997-00 | 45 |
| 6 Warren Moon, 1997-98 | 24 |
| 7 Kelly Stouffer, 1988-92 | 19 |
| 8 Jeff Kemp, 1987-91 | 18 |
| 9 Trent Dilfer, 2001-04 | 14 |
| Steve Myer, 1976-79 | 14 |

TIMES SACKED

| Player, Seasons | No. |
|---------------------------------|------------|
| 1 Dave Krieg, 1980-91 | 341 |
| 2 Jim Zorn, 1976-84 | 200 |
| 3 Matt Hasselbeck, 2001- | 194 |
| 4 Rick Mirer, 1993-96 | 138 |
| 5 Jon Kitna, 1997-00 | 79 |
| 6 Warren Moon, 1997-98 | 52 |
| 7 Kelly Stouffer, 1988-92 | 50 |
| 8 Stan Gelbaugh, 1992-96 | 36 |
| 9 Trent Dilfer, 2001-04 | 22 |
| 10 Dan McGwire, 1991-94 | 20 |

QUARTERBACK RATING
(MINIMUM 100 ATTEMPTS)

| Player, Seasons | No. |
|---------------------------------|-------------|
| 1 Matt Hasselbeck, 2001- | 85.1 |
| 2 Dave Krieg, 1980-91 | 82.3 |
| 3 Warren Moon, 1997-98 | 81.3 |
| 4 Brock Huard, 1999-01 | 80.1 |
| 5 John Friesz, 1995-98 | 78.3 |
| 6 Jon Kitna, 1997-00 | 76.3 |
| 7 Seneca Wallace, 2003- | 75.4 |
| 8 Trent Dilfer, 2001-04 | 72.5 |
| 9 Jim Zorn, 1976-84 | 67.8 |
| 10 Rick Mirer, 1993-96 | 65.2 |

PASS RECEPTIONS

| Player, Seasons | No. |
|------------------------------|------------|
| 1 Steve Largent, 1976-89 | 819 |
| 2 Brian Blades, 1988-98 | 581 |
| 3 John L. Williams, 1986-93 | 471 |
| 4 Darrell Jackson, 2000-06 | 441 |
| 5 Joey Galloway, 1995-99 | 283 |
| 6 Bobby Engram, 2001- | 258 |
| 7 Sam McCullum, 1976-81 | 232 |
| 8 Koren Robinson, 2001-04 | 213 |
| 9 Sherman Smith, 1976-82 | 211 |
| 10 Mack Strong, 1994- | 209 |

RECEIVING YARDS

| Player, Seasons | No. |
|------------------------------|--------------|
| 1 Steve Largent, 1976-89 | 13,089 |
| 2 Brian Blades, 1988-98 | 7,620 |
| 3 Darrell Jackson, 2000-06 | 6,445 |
| 4 Joey Galloway, 1995-99 | 4,457 |
| 5 John L. Williams, 1986-93 | 4,151 |
| 6 Sam McCullum, 1976-81 | 3,409 |
| 7 Bobby Engram, 2001- | 3,223 |
| 8 Koren Robinson, 2001-04 | 3,167 |
| 9 Sherman Smith, 1976-82 | 2,342 |
| 10 Mike Pritchard, 1996-99 | 2,288 |

RECEIVING TOUCHDOWNS

| Player, Seasons | No. |
|-----------------------------|-----|
| 1 Steve Largent, 1976-89 | 100 |
| 2 Darrell Jackson, 2000-06 | 47 |
| 3 Joey Galloway, 1995-99 | 37 |
| 4 Daryl Turner, 1984-87 | 36 |
| 5 Brian Blades, 1988-98 | 34 |
| 6 Sam McCullum, 1976-81 | 21 |
| 7 John L. Williams, 1986-93 | 16 |
| 8 Jerramy Stevens, 2002-06 | 15 |
| 9 Ray Butler, 1985-88 | 13 |
| Itula Mili, 1997-06 | 13 |

INTERCEPTIONS

| Player, Seasons | No. |
|-------------------------------|-----|
| 1 Dave Brown, 1976-86 | 50 |
| 2 Eugene Robinson, 1985-95 | 42 |
| 3 John Harris, 1978-85 | 41 |
| 4 Kenny Easley, 1981-87 | 32 |
| 5 Darryl Williams, 1996-99 | 20 |
| Shawn Springs, 1997-03 | 20 |
| 7 Keith Simpson, 1978-85 | 19 |
| 8 Willie Williams, 1997-03 | 17 |
| 9 Terry Taylor, 1984-88, 1994 | 16 |
| 10 Robert Blackmon, 1990-96 | 15 |
| Jay Bellamy, 1994-00 | 15 |

INTERCEPTION RETURN YARDS

| Player, Seasons | No. |
|--------------------------------|-----|
| 1 Dave Brown, 1976-86 | 643 |
| 2 Eugene Robinson, 1985-95 | 586 |
| 3 Kenny Easley, 1981-87 | 528 |
| 4 John Harris, 1978-85 | 425 |
| 5 Darryl Williams, 1996-99 | 402 |
| 6 Keith Simpson, 1978-85 | 338 |
| 7 Robert Blackmon, 1990-96 | 246 |
| 8 Dwayne Harper, 1988-93 | 242 |
| 9 Shawn Springs, 1997-03 | 235 |
| 10 Terry Taylor, 1984-88, 1994 | 202 |

INTERCEPTION RETURN FOR TD

| Player, Seasons | No. |
|-----------------------------|-----|
| 1 Dave Brown, 1976-86 | 5 |
| 2 Keith Simpson, 1978-85 | 3 |
| Kenny Easley, 1981-87 | 3 |
| Willie Williams, 1997-03 | 3 |
| 5 John Harris, 1978-85 | 2 |
| Jacob Green, 1980-91 | 2 |
| Terry Taylor, 1984-88, 1994 | 2 |
| Darryl Williams, 1996-99 | 2 |
| Shawn Springs, 1997-03 | 2 |
| Darrin Smith, 1998-99 | 2 |
| Reggie Tongue, 2000-03 | 2 |
| Anthony Simmons, 1998-04 | 2 |

PUNTS

| Player, Seasons | No. |
|--------------------------------|-----------|
| 1 Rick Tuten, 1991-97 | 554 |
| 2 Jeff Feagles, 1998-02 | 385 |
| 3 Jeff West, 1981-85 | 299 |
| 4 Herman Weaver, 1977-80 | 257 |
| 5 Ruben Rodriguez, 1987-89 | 192 |
| 6 Tom Rouen, 2003-05 | 154 |
| 7 Rick Engles, 1976-77 | 84 |
| Ryan Plackemeier, 2006- | 84 |
| 9 Rick Donnelly, 1990-91 | 80 |
| 10 Vince Gamache, 1986 | 79 |

PUNTING YARDS

| Player, Seasons | No. |
|----------------------------------|--------------|
| 1 Rick Tuten, 1991-97 | 24,266 |
| 2 Jeff Feagles, 1998-02 | 16,227 |
| 3 Jeff West, 1981-85 | 11,511 |
| 4 Herman Weaver, 1977-80 | 10,182 |
| 5 Ruben Rodriguez, 1987-89 | 7,733 |
| 6 Tom Rouen, 2003-05 | 6,394 |
| 7 Ryan Plackemeier, 2006- | 3,778 |
| 8 Rick Donnelly, 1990-91 | 3,227 |
| 9 Rick Engles, 1976-77 | 3,204 |
| 10 Vince Gamache, 1986 | 3,048 |

INSIDE THE 20

| Player, Seasons | No. |
|----------------------------------|-----------|
| 1 Rick Tuten, 1991-97 | 147 |
| 2 Jeff Feagles, 1998-02 | 133 |
| 3 Jeff West, 1981-85 | 73 |
| 4 Tom Rouen, 2003-05 | 59 |
| 5 Herman Weaver, 1977-80 | 49 |
| 6 Ruben Rodriguez, 1987-89 | 48 |
| 7 Ryan Plackemeier, 2006- | 25 |
| 8 Rick Donnelly, 1990-91 | 19 |
| 9 Rick Engles, 1976-77 | 13 |
| 10 David Finzer, 1985 | 12 |

TOUCHBACKS

| Player, Seasons | No. |
|----------------------------------|-----------|
| 1 Rick Tuten, 1991-97 | 45 |
| 2 Jeff Feagles, 1998-02 | 30 |
| 3 Jeff West, 1981-85 | 28 |
| 4 Herman Weaver, 1977-80 | 19 |
| 5 Ruben Rodriguez, 1987-89 | 17 |
| 6 Ryan Plackemeier, 2006- | 15 |
| 7 Tom Rouen, 2003-05 | 11 |
| 8 Rick Donnelly, 1990-91 | 9 |
| 9 Vince Gamache, 1986 | 7 |
| 10 David Finzer, 1985 | 6 |

HAD BLOCKED

| Player, Seasons | No. |
|----------------------------|-----|
| 1 Herman Weaver, 1977-80 | 5 |
| 2 Rick Engles, 1976-77 | 3 |
| 3 Kyle Richardson, 1997 | 2 |
| Rick Tuten, 1991-97 | 2 |
| Jeff Feagles, 1998-02 | 2 |
| Tom Rouen, 2003-05 | 2 |
| 7 Ruben Rodriguez, 1987-89 | 1 |
| Donnie Jones, 2004 | 1 |
| Ken Walter, 2004 | 1 |

PUNT RETURNS

| Player, Seasons | No. |
|------------------------------|-----------|
| 1 Chris Warren, 1990-97 | 94 |
| 2 Bobby Joe Edmonds, 1986-88 | 89 |
| 3 Joey Galloway, 1995-99 | 79 |
| 4 Paul Johns, 1981-84 | 74 |
| 5 Charlie Rogers, 1999-01 | 73 |
| 6 Bobby Engram, 2001- | 69 |
| 7 Kelvin Martin, 1993-94 | 65 |
| 8 Will Lewis, 1980-81 | 57 |
| 9 Paul Skansi, 1984-91 | 53 |
| 10 Ronnie Harris, 1994-98 | 44 |

FAIR CATCHES

| Player, Seasons | No. |
|------------------------------|-----------|
| 1 Bobby Engram, 2001- | 65 |
| 2 Chris Warren, 1990-97 | 60 |
| 3 Charlie Rogers, 1999-01 | 40 |
| 4 Kelvin Martin, 1993-94 | 35 |
| 5 Jimmy Williams, 2005-06 | 31 |
| 6 Bobby Joe Edmonds, 1986-88 | 26 |
| 7 Paul Johns, 1981-84 | 23 |
| Joey Galloway, 1995-99 | 23 |
| 9 Ronnie Harris, 1994-98 | 22 |
| 10 Will Lewis, 1980-81 | 10 |
| James Jefferson, 1989-93 | 10 |

PUNT RETURN YARDS

| Player, Seasons | No. |
|------------------------------|------------|
| 1 Bobby Joe Edmonds, 1986-88 | 1,010 |
| 2 Charlie Rogers, 1999-01 | 925 |
| 3 Paul Johns, 1981-84 | 843 |
| 4 Joey Galloway, 1995-99 | 823 |
| 5 Chris Warren, 1990-97 | 819 |
| 6 Bobby Engram, 2001- | 767 |
| 7 Kelvin Martin, 1993 | 550 |
| 8 Paul Skansi, 1984-91 | 500 |
| 9 Will Lewis, 1980-81 | 449 |
| 10 Ronnie Harris, 1994-98 | 360 |

PUNT RETURN TD'S**Player, Seasons**

| | No. |
|-----------------------------|----------|
| 1 Joey Galloway, 1995-99 | 4 |
| 2 Paul Johns, 1981-84 | 2 |
| Bobby Engram, 2001- | 2 |
| 4 Will Lewis, 1980-81 | 1 |
| Bobby Joe Edmonds, 1986-88 | 1 |
| Chris Warren, 1990-97 | 1 |
| Charlie Rogers, 1999-01 | 1 |
| Nate Burleson, 2006- | 1 |

KICKOFF RETURNS**Player, Seasons**

| | No. |
|--------------------------------|------------|
| 1 Steve Broussard, 1995-98 | 165 |
| 2 Charlie Rogers, 1999-01 | 134 |
| 3 Maurice Morris, 2002- | 129 |
| 4 Bobby Joe Edmonds, 1986-88 | 101 |
| 5 Chris Warren, 1990-97 | 86 |
| 6 Randall Morris, 1984-88 | 82 |
| 7 Al Hunter, 1977-80 | 78 |
| 8 Josh Scobey, 2005-06 | 76 |
| 9 Zachary Dixon, 1983-84 | 74 |
| 10 Ahman Green, 1998-99 | 63 |

KICKOFF RETURN YARDS**Player, Seasons**

| | No. |
|--------------------------------|--------------|
| 1 Steve Broussard, 1995-98 | 3,900 |
| 2 Charlie Rogers, 1999-01 | 3,214 |
| 3 Maurice Morris, 2002- | 2,843 |
| 4 Bobby Joe Edmonds, 1986-88 | 2,228 |
| 5 Chris Warren, 1990-97 | 1,794 |
| 6 Al Hunter, 1977-80 | 1,717 |
| 7 Josh Scobey, 2005-06 | 1,641 |
| 8 Randall Morris, 1984-88 | 1,621 |
| 9 Zachary Dixon, 1983-84 | 1,594 |
| 10 Ahman Green, 1998-99 | 1,438 |

KICKOFF RETURN TD'S**Player, Seasons**

| | No. |
|------------------------------|----------|
| 1 Zachary Dixon, 1983-84 | 1 |
| James Jefferson, 1989-93 | 1 |
| Jon Vaughn, 1993-94 | 1 |
| Steve Broussard, 1995-98 | 1 |
| Charlie Rogers, 1999-01 | 1 |
| Maurice Morris, 2002- | 1 |

FUMBLES**Player, Seasons**

| | No. |
|---------------------------------|-----------|
| 1 Dave Krieg, 1980-91 | 108 |
| 2 Jim Zorn, 1976-84 | 49 |
| 3 Curt Warner, 1983-89 | 38 |
| Jon Kitna, 1997-00 | 38 |
| 5 Shaun Alexander, 2000- | 29 |
| 6 Matt Hasselbeck, 2001- | 26 |
| Chris Warren, 1990-97 | 26 |
| 8 Rick Mirer, 1993-96 | 24 |
| 9 Sherman Smith, 1976-82 | 22 |
| 10 Kelly Stouffer, 1988-92 | 20 |

OWN FUMBLE RECOVERIES**Player, Seasons**

| | No. |
|-------------------------------|-----------|
| 1 Dave Krieg, 1980-91 | 27 |
| 2 Jon Kitna, 1997-00 | 20 |
| 3 Curt Warner, 1983-89 | 13 |
| 4 Jim Zorn, 1976-84 | 12 |
| Shaun Alexander, 2000- | 12 |
| 6 Chris Warren, 1990-97 | 10 |
| 7 John L. Williams, 1986-93 | 9 |
| 8 Edwin Bailey, 1981-91 | 7 |
| Sherman Smith, 1976-82 | 7 |
| Rick Mirer, 1993-96 | 7 |

FORCED FUMBLES**Player, Seasons**

| | No. |
|-----------------------------|-----|
| 1 Jacob Green, 1980-91 | 28 |
| 2 Michael Sinclair, 1991-01 | 24 |
| 3 Rufus Porter, 1988-94 | 14 |
| 4 Joe Nash, 1982-96 | 13 |
| Cortez Kennedy, 1990-00 | 13 |
| Bruce Scholtz, 1982-88 | 13 |
| 6 Jeff Bryant, 1982-93 | 12 |
| 7 Keith Butler, 1978-87 | 11 |
| Keith Simpson, 1978-85 | 11 |
| Chad Brown, 1997-04 | 11 |
| 10 4 players tied with | 10 |

FUMBLE RECOVERIES**Player, Seasons**

| | No. |
|----------------------------|-----|
| 1 Jacob Green, 1980-91 | 17 |
| 2 Eugene Robinson, 1985-95 | 14 |
| 3 Chad Brown, 1997-04 | 13 |
| 4 Dave Brown, 1976-86 | 11 |
| Jeff Bryant, 1982-93 | 11 |
| John Harris, 1978-85 | 11 |
| 7 Kenny Easley, 1981-87 | 9 |
| Greg Gaines, 1981, 1983-88 | 9 |
| Shelton Robinson, 1982-85 | 9 |
| Terry Wooden, 1990-96 | 9 |
| Michael Sinclair, 1991-01 | 9 |

FUMBLE RETURN YARDS**Player, Seasons**

| | No. |
|-----------------------------|-----|
| 1 Chad Brown, 1997-04 | 96 |
| 2 Michael Sinclair, 1991-01 | 94 |
| 3 Corey Harris, 1995-96 | 85 |
| Shawn Springs, 1997-03 | 85 |
| 5 Antonio Edwards, 1993-97 | 83 |
| 6 Jacob Green, 1980-91 | 79 |
| 7 Carlton Gray, 1993-96 | 62 |
| John Harris, 1978-85 | 62 |
| 9 Kelly Herndon, 2005-06 | 61 |
| 10 Fredd Young, 1984-87 | 58 |

FUMBLE RETURN TD'S

| Player, Seasons | No. |
|---------------------------|-----|
| 1 Chad Brown, 1997-04 | 3 |
| 2 Jacob Green, 1980-91 | 2 |
| Shelton Robinson, 1982-85 | 2 |
| Michael Sinclair, 1991-01 | 2 |
| 5 19 tied with | 1 |

TACKLES

| Player, Seasons | No. |
|-----------------------------|-----|
| 1 Eugene Robinson, 1985-95 | 984 |
| 2 Keith Butler, 1978-87 | 813 |
| 3 Joe Nash, 1982-96 | 779 |
| 4 Chad Brown, 1997-04 | 744 |
| 5 Jacob Green, 1980-91 | 718 |
| 6 Jeff Bryant, 1982-93 | 689 |
| 7 Dave Brown, 1976-86 | 684 |
| 8 Cortez Kennedy, 1990-00 | 668 |
| 9 John Harris, 1978-85 | 649 |
| 10 Michael Jackson, 1979-86 | 574 |

QUARTERBACK SACKS

| Player, Seasons | No. |
|-----------------------------|-------------|
| 1 Jacob Green, 1980-91 | 116.0 |
| 2 Michael Sinclair, 1991-01 | 73.5 |
| 3 Jeff Bryant, 1982-93 | 63.0 |
| 4 Cortez Kennedy, 1990-00 | 58.0 |
| 5 Chad Brown, 1997-04 | 48.0 |
| 6 Joe Nash, 1982-96 | 47.5 |
| 7 Rufus Porter, 1988-94 | 37.5 |
| 8 Sam Adams, 1994-99 | 22.0 |
| 9 Phillip Daniels, 1996-99 | 21.5 |
| Rocky Bernard, 2002- | 21.5 |

YARDS LOST ON SACKS

| Player, Seasons | No. |
|-----------------------------|-------|
| 1 Jacob Green, 1980-91 | 753.0 |
| 2 Jeff Bryant, 1982-93 | 469.0 |
| 3 Michael Sinclair, 1991-01 | 418.5 |
| 4 Cortez Kennedy, 1990-00 | 390.5 |
| 5 Joe Nash, 1982-96 | 312.0 |
| Rufus Porter, 1988-94 | 312.0 |
| 7 Chad Brown, 1997-04 | 284.5 |
| 8 Bill Gregory, 1978-80 | 177.0 |
| 9 Sam Adams, 1994-99 | 157.0 |
| 10 Manu Tuiaosopo, 1979-83 | 156.0 |

**BLOCKED PUNTS
RETURNED FOR TOUCHDOWNS**

| Player, Seasons | No. |
|-----------------------------|-----|
| 1 Steve Raible, 1976-81 | 1 |
| Autry Beamon, 1977-79 | 1 |
| Jessie Green, 1979-80 | 1 |
| Eric Lane, 1981-87 | 1 |
| Sam Merriman, 1983-87 | 1 |
| Paul Moyer, 1983-89 | 1 |
| Terry Taylor, 1984-88, 1994 | 1 |
| Eugene Robinson, 1985-95 | 1 |
| Alex Bannister, 2001-05 | 1 |

BLOCKED PUNTS

| Player, Seasons | No. |
|----------------------------------|-----|
| 1 Kerry Justin, 1978-83, 1986-87 | 3 |
| 2 Don Dufek, 1976-77, 1979 | 2 |
| Sam Merriman, 1983-87 | 2 |
| Fredd Young, 1984-87 | 2 |
| Patrick Hunter, 1986-94 | 2 |
| 6 Sam McCullum, 1976-81 | 1 |
| Steve Raible, 1976-81 | 1 |
| Autry Beamon, 1977-79 | 1 |
| Peter Cronan, 1977-79, 1981 | 1 |
| Greg Gaines, 1981, 1983-88 | 1 |
| Byron Walker, 1982-86 | 1 |
| Terry Taylor, 1984-88, 1994 | 1 |
| Tony Burse, 1987 | 1 |
| Michael Bates, 1993-94 | 1 |
| Alex Bannister, 2001-05 | 1 |
| D.D. Lewis, 2002-06 | 1 |

BLOCKED PAT'S

| Player, Seasons | No. |
|---------------------------------|-----|
| 1 Mike White, 1981-82 | 3 |
| 2 Jeff Bryant, 1982-93 | 2 |
| Jacob Green, 1980-91 | 2 |
| Joe Nash, 1982-96 | 2 |
| 5 Dennis Boyd, 1977-79, 1981-82 | 1 |
| Brian Flores, 1981-82 | 1 |
| Terry Wooden, 1990-96 | 1 |

BLOCKED FIELD GOALS

| Player, Seasons | No. |
|---------------------------------|----------|
| 1 Joe Nash, 1982-96 | 8 |
| 2 Jeff Bryant, 1982-93 | 3 |
| Craig Terrill, 2004- | 3 |
| 4 Dennis Boyd, 1977-79, 1981-82 | 2 |
| Jacob Green, 1980-91 | 2 |
| Mike White, 1981-82 | 2 |
| 7 16 players tied with | 1 |

**BLOCKED FIELD GOALS
RETURNED FOR TOUCHDOWNS**

| Player, Seasons | No. |
|--------------------------|-----|
| 1 Byron Walker, 1982-86 | 1 |
| Vernon Dean, 1988 | 1 |
| Robert Blackmon, 1990-96 | 1 |
| Shawn Springs, 1997-03 | 1 |

RETURN TOUCHDOWNS

(TDs scored via Interception, Punt, Kickoff, Fumble, Blocked Punt, or Blocked FG)

| Player, Seasons | No. |
|-----------------------------|-----|
| 1 Dave Brown, 1976-86 | 5 |
| 2 Jacob Green, 1980-91 | 4 |
| Joey Galloway, 1995-99 | 4 |
| Shawn Springs, 1997-03 | 4 |
| Willie Williams, 1997-03 | 4 |
| 6 Kenny Easley, 1981-87 | 3 |
| Keith Simpson, 1978-86 | 3 |
| Terry Taylor, 1984-88, 1994 | 3 |
| Chad Brown, 1997-04 | 3 |
| 10 15 players tied with | 2 |

YEARLY LEADERS

TOUCHDOWNS

| | | G | Tot. | Rush | Rec. | Ret. | PAT | Pts. |
|------|------------------|----|------|------|------|------|-----|------|
| 1976 | Sherman Smith | 12 | 5 | 4 | 1 | 0 | 0/0 | 30 |
| 1977 | Steve Largent | 14 | 10 | 0 | 10 | 0 | 0/0 | 60 |
| 1978 | David Sims | 12 | 15* | 14* | 1 | 0 | 0/0 | 90* |
| 1979 | Sherman Smith | 16 | 15 | 11 | 4 | 0 | 0/0 | 90 |
| 1980 | Jim Jodet | 16 | 6 | 5 | 1 | 0 | 0/0 | 36 |
| 1981 | Steve Largent | 16 | 10 | 1 | 9 | 0 | 0/0 | 60 |
| 1982 | Steve Largent | 8 | 3 | 0 | 3 | 0 | 0/0 | 18 |
| 1983 | Curt Warner | 16 | 14+ | 13 | 1 | 0 | 0/0 | 84 |
| 1984 | Steve Largent | 16 | 12 | 0 | 12 | 0 | 0/0 | 72 |
| 1985 | Daryl Turner | 16 | 13 | 0 | 13* | 0 | 0/0 | 78 |
| 1986 | Curt Warner | 16 | 13 | 13+ | 0 | 0 | 0/0 | 78 |
| 1987 | Curt Warner | 12 | 10 | 8 | 2 | 0 | 0/0 | 60 |
| 1988 | Curt Warner | 16 | 12 | 10 | 2 | 0 | 0/0 | 72 |
| 1989 | John L. Williams | 15 | 7 | 1 | 6 | 0 | 0/0 | 42 |
| 1990 | Derrick Fenner | 16 | 15+ | 14+ | 1 | 0 | 0/0 | 90 |
| 1991 | John L. Williams | 16 | 5 | 4 | 1 | 0 | 0/0 | 30 |
| 1992 | Tommy Kane | 11 | 3 | 0 | 3 | 0 | 0/0 | 18 |
| | Chris Warren | 16 | 3 | 3 | 0 | 0 | 0/0 | 18 |
| | John L. Williams | 16 | 3 | 1 | 2 | 0 | 0/0 | 18 |
| 1993 | Chris Warren | 14 | 7 | 7 | 0 | 0 | 0/0 | 42 |
| 1994 | Chris Warren | 16 | 11 | 9 | 2 | 0 | 1/1 | 68 |
| 1995 | Chris Warren | 16 | 16 | 15+ | 1 | 0 | 0/1 | 96 |
| 1996 | Lamar Smith | 16 | 8 | 8 | 0 | 0 | 3/3 | 54 |
| | Joey Galloway | 16 | 8 | 0 | 7 | 1 | 0/0 | 48 |
| 1997 | Joey Galloway | 15 | 12 | 0 | 12+ | 0 | 0/0 | 72 |
| 1998 | Joey Galloway | 16 | 12 | 0 | 10# | 2 | 0/0 | 72 |
| 1999 | Derrick Mayes | 16 | 10 | 0 | 10 | 0 | 0/0 | 60 |
| 2000 | Ricky Watters | 16 | 9 | 7 | 2 | 0 | 0/0 | 54 |
| 2001 | Shaun Alexander | 16 | 16 | 14+ | 2 | 0 | 0/0 | 96+ |
| 2002 | Shaun Alexander | 16 | 18^ | 16^ | 2 | 0 | 0/0 | 108^ |
| 2003 | Shaun Alexander | 16 | 16 | 14 | 2 | 0 | 0/0 | 96 |
| 2004 | Shaun Alexander | 16 | 20* | 16^ | 4 | 0 | 0/0 | 120* |
| 2005 | Shaun Alexander | 16 | 28!* | 27!* | 1 | 0 | 0/0 | 168* |
| 2006 | Darrell Jackson | 13 | 10 | 0 | 10 | 0 | 0/0 | 60 |

! NFL single-season record; * Led NFL; + Led AFC; # Tied AFC; ^ Led NFC



John L. Williams, Seattle's first-round draft choice in 1986, led the team in touchdowns three times.

KICK SCORING

| | | G | PATs | FGs | Pts. |
|------|---------------|----|-------|--------|------|
| 1976 | John Leypoldt | 11 | 19-22 | 8-12 | 43 |
| 1977 | John Leypoldt | 14 | 33-37 | 9-18 | 60 |
| 1978 | Efren Herrera | 16 | 40-44 | 13-21 | 79 |
| 1979 | Efren Herrera | 16 | 43-46 | 19-23 | 100 |
| 1980 | Efren Herrera | 16 | 33-33 | 20-31 | 93 |
| 1981 | Efren Herrera | 12 | 23-25 | 12-17 | 59 |
| 1982 | Norm Johnson | 9 | 13-14 | 10-14 | 43 |
| 1983 | Norm Johnson | 16 | 49-50 | 18-25 | 103 |
| 1984 | Norm Johnson | 16 | 50-51 | 20-24 | 110 |
| 1985 | Norm Johnson | 16 | 40-41 | 14-25 | 82 |
| 1986 | Norm Johnson | 16 | 42-42 | 22-35* | 108 |
| 1987 | Norm Johnson | 13 | 40-40 | 15-20 | 85 |
| 1988 | Norm Johnson | 16 | 39-39 | 22-28 | 105 |
| 1989 | Norm Johnson | 16 | 27-27 | 15-25 | 72 |
| 1990 | Norm Johnson | 16 | 33-34 | 23-32 | 102 |
| 1991 | John Kasay | 16 | 27-28 | 25-31 | 102 |
| 1992 | John Kasay | 16 | 14-14 | 14-22 | 56 |
| 1993 | John Kasay | 16 | 29-29 | 23-28 | 98 |
| 1994 | John Kasay | 16 | 25-26 | 20-24 | 85 |
| 1995 | Todd Peterson | 16 | 40-40 | 23-28 | 109 |
| 1996 | Todd Peterson | 16 | 27-27 | 28-34 | 111 |
| 1997 | Todd Peterson | 16 | 37-37 | 22-28 | 103 |
| 1998 | Todd Peterson | 16 | 41-41 | 19-24 | 98 |
| 1999 | Todd Peterson | 16 | 32-32 | 34-40 | 134 |
| 2000 | Rian Lindell | 12 | 25-25 | 15-17 | 70 |
| 2001 | Rian Lindell | 16 | 33-33 | 20-32 | 93 |
| 2002 | Rian Lindell | 16 | 38-38 | 23-29 | 107 |
| 2003 | Josh Brown | 16 | 48-48 | 22-30 | 114 |
| 2004 | Josh Brown | 16 | 40-40 | 23-25 | 109 |
| 2005 | Josh Brown | 16 | 56-57 | 18-25 | 110 |
| 2006 | Josh Brown | 16 | 36-36 | 25-31 | 111 |

! NFL single-season record; * Led NFL; + Led AFC; # Tied AFC; ^ Led NFC

RUSHING

| | | G | Att. | Yds. | Avg. | LG | TD |
|------|------------------|----|------|-------|------|-----|------|
| 1976 | Sherman Smith | 12 | 119 | 537 | 4.5 | 53t | 4 |
| 1977 | Sherman Smith | 14 | 163 | 763 | 4.7 | 39 | 4 |
| 1978 | Sherman Smith | 12 | 165 | 805 | 4.9 | 67t | 6 |
| 1979 | Sherman Smith | 16 | 194 | 775 | 4.0 | 41t | 11 |
| 1980 | Jim Jodat | 16 | 155 | 632 | 4.1 | 26 | 5 |
| 1981 | Theotis Brown | 10 | 141 | 531 | 3.8 | 43t | 6 |
| 1982 | Sherman Smith | 9 | 63 | 202 | 3.2 | 19 | 0 |
| 1983 | Curt Warner | 16 | 335+ | 1449+ | 4.3 | 60 | 13 |
| 1984 | David Hughes | 16 | 94 | 327 | 3.3 | 15 | 1 |
| 1985 | Curt Warner | 16 | 291 | 1094 | 3.8 | 38t | 8 |
| 1986 | Curt Warner | 16 | 319+ | 1481+ | 4.6 | 60t | 13+ |
| 1987 | Curt Warner | 12 | 234 | 985 | 4.2 | 57t | 8 |
| 1988 | Curt Warner | 16 | 266 | 1025 | 3.9 | 29t | 10 |
| 1989 | Curt Warner | 16 | 194 | 631 | 3.3 | 34 | 3 |
| 1990 | Derrick Fenner | 16 | 215 | 859 | 4.0 | 36t | 14* |
| 1991 | John L. Williams | 16 | 188 | 741 | 3.9 | 42 | 4 |
| 1992 | Chris Warren | 16 | 223 | 1017 | 4.6 | 52 | 3 |
| 1993 | Chris Warren | 14 | 273 | 1072 | 3.9 | 45t | 7 |
| 1994 | Chris Warren | 16 | 333 | 1545+ | 4.6+ | 41 | 9 |
| 1995 | Chris Warren | 16 | 310 | 1346 | 4.3 | 52 | 15+ |
| 1996 | Chris Warren | 14 | 203 | 885 | 4.2 | 51 | 5 |
| 1997 | Chris Warren | 15 | 200 | 847 | 4.2 | 36t | 4 |
| 1998 | Ricky Watters | 16 | 319 | 1239 | 3.9 | 39t | 9 |
| 1999 | Ricky Watters | 16 | 325 | 1210 | 3.7 | 45 | 5 |
| 2000 | Ricky Watters | 16 | 278 | 1242 | 4.5 | 55t | 7 |
| 2001 | Shaun Alexander | 16 | 309 | 1318 | 4.3 | 88t | 14+ |
| 2002 | Shaun Alexander | 16 | 295 | 1175 | 4.0 | 58 | 16^ |
| 2003 | Shaun Alexander | 16 | 326 | 1435 | 4.4 | 55 | 14 |
| 2004 | Shaun Alexander | 16 | 353 | 1696^ | 4.8^ | 44 | 16^ |
| 2005 | Shaun Alexander | 16 | 370 | 1880* | 5.1 | 88t | 27!* |
| 2006 | Shaun Alexander | 10 | 252 | 896 | 3.6 | 33t | 7 |

! NFL single-season record; * Led NFL; + Led AFC; ^ Led NFC

PASSING

| | | G/S | Att. | Comp. | Yds. | Pct. | TD | Int. | Rate |
|------|-----------------|-------|------|-------|-------|-------|-----|------|-------|
| 1976 | Jim Zorn | 14/14 | 439* | 208 | 2571 | 47.3 | 12 | 27 | 49.5 |
| 1977 | Jim Zorn | 10/10 | 251 | 104 | 1683 | 41.4 | 16 | 19 | 54.3 |
| 1978 | Jim Zorn | 16/16 | 443+ | 248+ | 3283+ | 56.0 | 15 | 20 | 72.2 |
| 1979 | Jim Zorn | 16/16 | 505 | 285 | 3661 | 56.4 | 20 | 18 | 77.7 |
| 1980 | Jim Zorn | 16/16 | 488 | 276 | 3346 | 56.6 | 17 | 20 | 72.3 |
| 1981 | Jim Zorn | 13/13 | 397 | 236 | 2788 | 59.4 | 13 | 9 | 82.3 |
| 1982 | Jim Zorn | 9/7 | 245 | 126 | 1540 | 51.4 | 7 | 11 | 62.0 |
| 1983 | Dave Krieg | 9/8 | 243 | 147 | 2139 | 60.5 | 18 | 11 | 95.0 |
| 1984 | Dave Krieg | 16/16 | 480 | 276 | 3671 | 57.5 | 32 | 24 | 83.3 |
| 1985 | Dave Krieg | 16/16 | 532 | 285 | 3602 | 53.6 | 27 | 20 | 76.2 |
| 1986 | Dave Krieg | 15/15 | 375 | 225 | 2921 | 60.0 | 21 | 11 | 91.0 |
| 1987 | Dave Krieg | 12/12 | 294 | 178 | 2131 | 60.5 | 23 | 15 | 87.6 |
| 1988 | Dave Krieg | 9/9 | 228 | 134 | 1741 | 58.8 | 18 | 8* | 94.6 |
| 1989 | Dave Krieg | 15/14 | 499 | 286 | 3309 | 57.3 | 21 | 20 | 74.8 |
| 1990 | Dave Krieg | 16/16 | 448 | 265 | 3194 | 59.2 | 15 | 20 | 73.6 |
| 1991 | Dave Krieg | 10/9 | 285 | 187 | 2080 | 65.6* | 11 | 12 | 82.5 |
| 1992 | Stan Gelbaugh | 10/8 | 255 | 121 | 1307 | 47.5 | 6 | 11 | 52.9 |
| 1993 | Rick Mirer | 16/16 | 486 | 274 | 2833 | 56.4 | 12 | 17 | 67.0 |
| 1994 | Rick Mirer | 13/13 | 381 | 195 | 2151 | 51.2 | 11 | 7* | 70.2 |
| 1995 | Rick Mirer | 15/13 | 391 | 209 | 2564 | 53.5 | 13 | 20+ | 63.7 |
| 1996 | John Friesz | 8/6 | 211 | 120 | 1629 | 56.9 | 8 | 4 | 86.4 |
| 1997 | Warren Moon | 15/14 | 528 | 313 | 3678 | 59.3 | 25 | 16 | 83.7 |
| 1998 | Warren Moon | 10/10 | 258 | 145 | 1632 | 56.2 | 11 | 8 | 76.6 |
| 1999 | Jon Kitna | 15/15 | 495 | 270 | 3346 | 54.5 | 23 | 16 | 77.7 |
| 2000 | Jon Kitna | 15/12 | 418 | 259 | 2658 | 62.0 | 18 | 19 | 75.6 |
| 2001 | Matt Hasselbeck | 13/12 | 321 | 176 | 2023 | 54.8 | 7 | 8 | 70.9 |
| 2002 | Matt Hasselbeck | 16/10 | 419 | 267 | 3075 | 63.7^ | 15 | 10 | 87.8 |
| 2003 | Matt Hasselbeck | 16/16 | 513 | 313 | 3841 | 61.0 | 26 | 15 | 88.8 |
| 2004 | Matt Hasselbeck | 14/14 | 474 | 279 | 3382 | 58.9 | 22 | 15 | 83.1 |
| 2005 | Matt Hasselbeck | 16/16 | 449 | 294 | 3459 | 65.5 | 24^ | 9 | 98.2^ |
| 2006 | Matt Hasselbeck | 12/12 | 371 | 210 | 2442 | 56.6 | 18 | 15 | 76.0 |

! NFL single-season record; * Led NFL; + Led AFC; ^ Led NFC

RECEIVING

| | | G | Yds. | No. | Avg. | LG | TD |
|------|------------------|----|------|-------|------|-----|-----|
| 1976 | Steve Largent | 14 | 54 | 705 | 13.0 | 45 | 4 |
| 1977 | Steve Largent | 14 | 33 | 643 | 19.4 | 74t | 10 |
| 1978 | Steve Largent | 16 | 71+ | 1168 | 16.5 | 57 | t8 |
| 1979 | Steve Largent | 15 | 66 | 1237+ | 18.7 | 55t | 9 |
| 1980 | Steve Largent | 16 | 66 | 1064 | 16.1 | 67t | 6 |
| 1981 | Steve Largent | 16 | 75 | 1224 | 16.3 | 57t | 9 |
| 1982 | Steve Largent | 8 | 34 | 493 | 14.5 | 45 | 3 |
| 1983 | Steve Largent | 15 | 72 | 1074 | 14.9 | 46t | 11 |
| 1984 | Steve Largent | 16 | 74 | 1164 | 15.7 | 65t | 12 |
| 1985 | Steve Largent | 16 | 79 | 1287+ | 16.3 | 43 | 6 |
| 1986 | Steve Largent | 16 | 70 | 1070 | 15.3 | 38t | 9 |
| 1987 | Steve Largent | 13 | 58 | 912 | 15.7 | 55t | 8 |
| 1988 | John L. Williams | 16 | 58 | 651 | 11.2 | 75t | 3 |
| 1989 | Brian Blades | 16 | 77 | 1063 | 13.8 | 60t | 5 |
| 1990 | John L. Williams | 16 | 73 | 699 | 9.6 | 60 | 0 |
| 1991 | Brian Blades | 16 | 70 | 1003 | 14.3 | 52 | 2 |
| 1992 | John L. Williams | 16 | 74 | 556 | 7.5 | 27t | 2 |
| 1993 | Brian Blades | 16 | 80 | 945 | 11.8 | 41 | 3 |
| 1994 | Brian Blades | 16 | 81 | 1086 | 13.4 | 41 | 4 |
| 1995 | Brian Blades | 16 | 77 | 1001 | 13.0 | 49 | 4 |
| 1996 | Joey Galloway | 16 | 57 | 987 | 17.3 | 65t | 7 |
| 1997 | Joey Galloway | 15 | 72 | 1049 | 14.6 | 53t | 12+ |
| 1998 | Joey Galloway | 16 | 65 | 1047 | 16.1 | 81t | 10# |
| 1999 | Derrick Mayes | 16 | 62 | 829 | 13.4 | 43t | 10 |
| 2000 | Sean Dawkins | 16 | 63 | 731 | 11.6 | 40 | 5 |
| | Ricky Watters | 16 | 63 | 613 | 9.7 | 59 | 2 |
| 2001 | Darrell Jackson | 16 | 70 | 1081 | 15.4 | 64 | 8 |
| 2002 | Koren Robinson | 16 | 78 | 1240 | 15.9 | 83 | 5 |
| 2003 | Darrell Jackson | 16 | 68 | 1137 | 16.7 | 80t | 9 |
| 2004 | Darrell Jackson | 16 | 87 | 1199 | 13.8 | 56t | 7 |
| 2005 | Bobby Engram | 13 | 67 | 778 | 11.6 | 56 | 3 |
| 2006 | Darrell Jackson | 13 | 63 | 956 | 15.2 | 72t | 10 |

* Led NFL; + Led AFC; #Tied AFC

RECEIVING YARDS

| | | G | Yds. | No. | Avg. | LG | TD |
|------|------------------|----|-------|-----|------|-----|-----|
| 1976 | Steve Largent | 14 | 705 | 54 | 13.0 | 45 | 4 |
| 1977 | Steve Largent | 14 | 643 | 33 | 19.4 | 74t | 10 |
| 1978 | Steve Largent | 16 | 1168 | 71+ | 16.5 | 57t | 8 |
| 1979 | Steve Largent | 15 | 1237+ | 66 | 18.7 | 55t | 9 |
| 1980 | Steve Largent | 16 | 1064 | 66 | 16.1 | 67t | 6 |
| 1981 | Steve Largent | 16 | 1224 | 75 | 16.3 | 57t | 9 |
| 1982 | Steve Largent | 8 | 493 | 34 | 14.5 | 45 | 3 |
| 1983 | Steve Largent | 15 | 1074 | 72 | 14.9 | 46t | 11 |
| 1984 | Steve Largent | 16 | 1164 | 74 | 15.7 | 65t | 12 |
| 1985 | Steve Largent | 16 | 1287+ | 79 | 16.3 | 43 | 6 |
| 1986 | Steve Largent | 16 | 1070 | 70 | 15.3 | 38t | 9 |
| 1987 | Steve Largent | 13 | 912 | 58 | 15.7 | 55t | 8 |
| 1988 | Brian Blades | 16 | 682 | 40 | 17.1 | 55t | 8 |
| 1989 | Brian Blades | 16 | 1063 | 77 | 13.8 | 60 | 5 |
| 1990 | Tommy Kane | 16 | 776 | 52 | 14.9 | 63 | 4 |
| 1991 | Brian Blades | 16 | 1003 | 70 | 14.3 | 52 | 2 |
| 1992 | John L. Williams | 16 | 556 | 74 | 7.5 | 27t | 2 |
| 1993 | Brian Blades | 16 | 945 | 80 | 11.8 | 41 | 3 |
| 1994 | Brian Blades | 16 | 1086 | 81 | 13.4 | 45 | 4 |
| 1995 | Joey Galloway | 16 | 1037 | 67 | 15.5 | 59 | 7 |
| 1996 | Joey Galloway | 16 | 987 | 57 | 17.3 | 65t | 7 |
| 1997 | Joey Galloway | 15 | 1049 | 72 | 14.6 | 53t | 12+ |
| 1998 | Joey Galloway | 16 | 1047 | 65 | 16.1 | 81t | 10# |
| 1999 | Sean Dawkins | 16 | 992 | 58 | 17.1 | 45t | 7 |
| 2000 | Sean Dawkins | 16 | 731 | 63 | 11.6 | 40 | 5 |
| 2001 | Darrell Jackson | 16 | 1081 | 70 | 15.4 | 64 | 8 |
| 2002 | Koren Robinson | 16 | 1240 | 78 | 15.9 | 83 | 5 |
| 2003 | Darrell Jackson | 16 | 1137 | 68 | 16.7 | 80t | 9 |
| 2004 | Darrell Jackson | 16 | 1199 | 87 | 13.8 | 56t | 7 |
| 2005 | Bobby Engram | 13 | 778 | 67 | 11.6 | 56 | 3 |
| 2006 | Darrell Jackson | 13 | 956 | 63 | 15.2 | 72t | 10 |

* Led NFL; + Led AFC; # Tied AFC



Steve Largent led the team in receiving yards 12 consecutive seasons, 1976-1987.

INTERCEPTIONS

| | | G | No. | Yds. | Avg. | LG | TD |
|------|------------------|----|-----|------|------|-----|----|
| 1976 | Dave Brown | 14 | 4 | 70 | 17.5 | 34 | 0 |
| | Rolly Woolsey | 14 | 4 | 19 | 4.7 | 13 | 0 |
| 1977 | Autry Beamon | 14 | 6 | 36 | 6.0 | 16 | 0 |
| 1978 | Cornell Webster | 15 | 5 | 9 | 1.8 | 14 | 0 |
| 1979 | Dave Brown | 16 | 5 | 46 | 9.2 | 32t | 1 |
| 1980 | Dave Brown | 16 | 6 | 32 | 5.3 | 24 | 0 |
| | John Harris | 16 | 6 | 28 | 4.7 | 15 | 0 |
| 1981 | John Harris | 16 | 10+ | 155 | 15.5 | 42t | 2+ |
| 1982 | Kenny Easley | 8 | 4 | 48 | 12.0 | 44 | 0 |
| | John Harris | 9 | 4 | 33 | 8.3 | 18 | 0 |
| 1983 | Kenny Easley | 16 | 7 | 96 | 13.2 | 38 | 0 |
| 1984 | Kenny Easley | 16 | 10+ | 126 | 12.6 | 58t | 2* |
| 1985 | John Harris | 16 | 7 | 20 | 2.9 | 17 | 0 |
| 1986 | Dave Brown | 16 | 5 | 58 | 11.6 | 24 | 1 |
| 1987 | Kenny Easley | 12 | 4 | 47 | 11.8 | 22 | 0 |
| 1988 | Paul Moyer | 16 | 6 | 79 | 13.2 | 34 | 0 |
| 1989 | Eugene Robinson | 16 | 5 | 24 | 4.8 | 20 | 0 |
| 1990 | Eugene Robinson | 16 | 3 | 89 | 29.7 | 39 | 0 |
| | Dwayne Harper | 16 | 3 | 69 | 23.0 | 47 | 0 |
| 1991 | Eugene Robinson | 16 | 5 | 56 | 11.2 | 27 | 0 |
| 1992 | Eugene Robinson | 16 | 7 | 126 | 18.0 | 49 | 0 |
| 1993 | Eugene Robinson | 16 | 9* | 80 | 8.9 | 28 | 0 |
| 1994 | Patrick Hunter | 5 | 3 | 85 | 28.3 | 51 | 0 |
| | Terry Wooden | 16 | 3 | 78 | 26.0 | 69t | 1 |
| | Orlando Watters | 16 | 3 | 39 | 13.0 | 18 | 1 |
| | Eugene Robinson | 13 | 3 | 18 | 6.0 | 18 | 0 |
| 1995 | Robert Blackmon | 13 | 5 | 46 | 9.2 | 21 | 0 |
| 1996 | Darryl Williams | 16 | 5 | 148 | 29.6 | 79 | 1 |
| 1997 | Darryl Williams | 16 | 8+ | 172 | 21.5 | 44 | 1 |
| 1998 | Shawn Springs | 16 | 7 | 142 | 20.3 | 56t | 2# |
| 1999 | Shawn Springs | 16 | 5 | 77 | 15.4 | 42 | 0 |
| | Willie Williams | 16 | 5 | 43 | 8.6 | 40t | 1 |
| 2000 | Jay Bellamy | 16 | 4 | 132 | 33.0 | 84t | 1 |
| | Willie Williams | 16 | 4 | 74 | 18.5 | 69t | 1 |
| 2001 | Willie Williams | 16 | 4 | 24 | 6.0 | 24 | 0 |
| 2002 | Reggie Tongue | 16 | 5 | 118 | 23.6 | 46t | 1 |
| 2003 | Reggie Tongue | 14 | 4 | 11 | 2.8 | 10 | 0 |
| 2004 | Ken Lucas | 16 | 6! | 46 | 7.7 | 25 | 1 |
| 2005 | Michael Boulware | 16 | 4 | 107 | 26.8 | 40 | 0 |
| 2006 | Ken Hamlin | 16 | 3 | 63 | 21.0 | 37 | 0 |

* Led NFL; + Led AFC; # Tied AFC; ! Tied NFC

PUNTING

| | | G | No. | Yds. | Avg. | Net | LG | TB | I20 | Blk. |
|------|------------------|----|------|-------|-------|-------|-----|----|-----|------|
| 1976 | Rick Engles | 14 | 80 | 3067 | 38.3 | 29.9 | 55 | 3 | 13 | 2 |
| 1977 | Herman Weaver | 13 | 58 | 2293 | 39.5 | 31.8 | 59 | 4 | 10 | 1 |
| 1978 | Herman Weaver | 16 | 66 | 2440 | 37.0 | 29.5 | 59 | 6 | 13 | 0 |
| 1979 | Herman Weaver | 16 | 66 | 2651 | 40.2 | 33.4 | 60 | 3 | 11 | 3 |
| 1980 | Herman Weaver | 16 | 67 | 2798 | 41.8 | 31.6 | 62 | 7 | 14 | 2 |
| 1981 | Jeff West | 15 | 66 | 2578 | 39.1 | 36.1+ | 56 | 2 | 16 | 0 |
| 1982 | Jeff West | 9 | 48 | 1835 | 38.2 | 36.7 | 52 | 3 | 8 | 0 |
| 1983 | Jeff West | 16 | 79 | 3115 | 39.5 | 34.6 | 56 | 10 | 25 | 0 |
| 1984 | Jeff West | 16 | 95 | 3567 | 37.5 | 33.3 | 60 | 10 | 24 | 0 |
| 1985 | Dave Finzer | 12 | 68 | 2766 | 40.7 | 34.6 | 61 | 6 | 12 | 0 |
| 1986 | Vince Gamache | 16 | 79 | 3048 | 38.6 | 33.0 | 55 | 7 | 10 | 0 |
| 1987 | Ruben Rodriguez | 12 | 47 | 1880 | 40.0 | 34.0 | 63 | 5 | 17 | 0 |
| 1988 | Ruben Rodriguez | 16 | 70 | 2858 | 40.8 | 36.8 | 68 | 4 | 14 | 0 |
| 1989 | Ruben Rodriguez | 16 | 75 | 2995 | 39.9 | 32.9 | 59 | 8 | 17 | 1 |
| 1990 | Rick Donnelly | 16 | 67 | 2722 | 40.6 | 34.4 | 54 | 8 | 18 | 0 |
| 1991 | Rick Tuten | 10 | 49 | 2106 | 43.0 | 36.9 | 60 | 3 | 8 | 0 |
| 1992 | Rick Tuten | 16 | 108* | 4760* | 44.1 | 38.7 | 65 | 8 | 29* | 0 |
| 1993 | Rick Tuten | 16 | 90 | 4007 | 44.5 | 37.3 | 64 | 7 | 21 | 1 |
| 1994 | Rick Tuten | 16 | 91 | 3905 | 42.9 | 36.7 | 64 | 7 | 33 | 0 |
| 1995 | Rick Tuten | 16 | 83 | 3735 | 45.0* | 36.5 | 73* | 8 | 21 | 0 |
| 1996 | Rick Tuten | 16 | 85 | 3746 | 44.1 | 34.5 | 66 | 7 | 21 | 1 |
| 1997 | Rick Tuten | 11 | 48 | 2007 | 41.8 | 36.4 | 65 | 5 | 15 | 0 |
| 1998 | Jeff Feagles | 16 | 81 | 3570 | 44.1 | 36.5 | 59 | 12 | 27 | 0 |
| 1999 | Jeff Feagles | 16 | 84 | 3425 | 40.8 | 35.2 | 59 | 5 | 34 | 0 |
| 2000 | Jeff Feagles | 16 | 74 | 2960 | 40.0 | 36.9 | 57 | 2 | 24 | 1 |
| 2001 | Jeff Feagles | 16 | 85 | 3730 | 43.9 | 36.4 | 68 | 7 | 26 | 1 |
| 2002 | Jeff Feagles | 16 | 61 | 2542 | 41.7 | 37.0 | 58 | 4 | 22 | 0 |
| 2003 | Tom Rouen | 16 | 67 | 2762 | 41.2 | 37.1 | 61 | 3 | 29 | 2 |
| 2004 | Tom Rouen | 4 | 26 | 1093 | 42.0 | 37.8 | 60 | 1 | 10 | 0 |
| | Donnie Jones | 6 | 26 | 988 | 38.0 | 32.2 | 51 | 2 | 6 | 1 |
| 2005 | Tom Rouen | 12 | 61 | 2539 | 41.6 | 35.0 | 62 | 7 | 20 | 0 |
| 2006 | Ryan Plackemeier | 16 | 84 | 3778 | 45.0 | 37.3 | 72 | 15 | 25 | 0 |

* Led NFL; + Led AFC; # Tied AFC; ! Tied NFC

PUNT RETURNS

| | | G | No. | FC | Yds. | Avg. | LG | TD |
|------|-------------------|----|-----|----|------|-------|------|----|
| 1976 | Lyle Blackwood | 11 | 19 | 2 | 132 | 6.9 | 26 | 0 |
| 1977 | Walter Packer | 10 | 20 | 0 | 131 | 6.5 | 31 | 0 |
| 1978 | Rufus Crawford | 16 | 34 | 4 | 284 | 8.4 | 22 | 0 |
| 1979 | Tony Green | 11 | 16 | 3 | 121 | 7.6 | 30 | 0 |
| 1980 | Will Lewis | 16 | 41 | 9 | 349 | 8.5 | 75t | 1 |
| 1981 | Paul Johns | 16 | 16 | 4 | 177 | 11.1 | 34 | 0 |
| 1982 | Paul Johns | 9 | 19 | 10 | 210 | 11.1 | 37 | 0 |
| 1983 | Paul Johns | 11 | 28 | 5 | 316 | 11.3 | 75t | 1* |
| 1984 | Kenny Easley | 16 | 16 | 5 | 194 | 12.1 | 42 | 0 |
| 1985 | Paul Skansi | 12 | 31 | 7 | 312 | 10.1 | 32 | 0 |
| 1986 | Bobby Joe Edmonds | 15 | 34 | 14 | 419 | 12.3* | 75t | 1+ |
| 1987 | Bobby Joe Edmonds | 11 | 20 | 4 | 251 | 12.6+ | 40 | 0 |
| 1988 | Bobby Joe Edmonds | 16 | 35 | 8 | 340 | 9.7 | 41 | 0 |
| 1989 | David Hollis | 10 | 18 | 7 | 164 | 9.1 | 21 | 0 |
| 1990 | Chris Warren | 16 | 28 | 16 | 269 | 9.6 | 39 | 0 |
| 1991 | Chris Warren | 16 | 32 | 19 | 298 | 9.3 | 59t | 1* |
| 1992 | Chris Warren | 16 | 34 | 25 | 252 | 7.4 | 16 | 0 |
| 1993 | Kelvin Martin | 16 | 32 | 15 | 270 | 8.4 | 33 | 0 |
| 1994 | Kelvin Martin | 16 | 33 | 20 | 280 | 8.5 | 23 | 0 |
| 1995 | Joey Galloway | 16 | 36 | 12 | 360 | 10.0 | 89t* | 1 |
| 1996 | Joey Galloway | 16 | 15 | 5 | 158 | 10.5 | 88t+ | 1+ |
| 1997 | Ronnie Harris | 13 | 21 | 12 | 144 | 6.9 | 19 | 0 |
| 1998 | Joey Galloway | 16 | 25 | 5 | 251 | 10.0 | 74t | 2@ |
| 1999 | Charlie Rogers | 12 | 22 | 18 | 318 | 14.5* | 94t* | 1 |
| 2000 | Charlie Rogers | 15 | 26 | 12 | 363 | 14.0 | 43 | 0 |
| 2001 | Charlie Rogers | 13 | 25 | 10 | 244 | 9.8 | 34 | 0 |
| 2002 | Bobby Engram | 15 | 21 | 23 | 224 | 10.7 | 61t | 1 |
| 2003 | Bobby Engram | 16 | 31 | 22 | 320 | 10.3 | 83t | 1 |
| 2004 | Maurice Morris | 15 | 15 | 4 | 75 | 5.0 | 22 | 0 |
| 2005 | Jimmy Williams | 14 | 24 | 22 | 139 | 5.8 | 24 | 0 |
| 2006 | Nate Burleson | 16 | 34 | 7 | 322 | 9.5 | 90t | 1 |

* Led NFL; @ Tied NFL; + Led AFC; # Tied AFC

KICKOFF RETURNS

| | | G | No. | Yds. | Avg. | LG | TD |
|------|-------------------|----|-----|-------|------|------|----|
| 1976 | Oliver Ross | 10 | 30 | 655 | 21.8 | 45 | 0 |
| 1977 | Al Hunter | 12 | 36 | 820 | 22.7 | 41 | 0 |
| 1978 | Al Hunter | 16 | 16 | 385 | 24.1 | 38 | 0 |
| 1979 | Tony Green | 11 | 20 | 437 | 21.9 | 31 | 0 |
| 1980 | Will Lewis | 16 | 25 | 585 | 23.4 | 54 | 0 |
| 1981 | Will Lewis | 10 | 20 | 378 | 18.9 | 36 | 0 |
| 1982 | Horace Ivory | 6 | 10 | 224 | 22.4 | 30 | 0 |
| 1983 | Zachary Dixon | 13 | 49* | 1448* | 23.4 | 94t | 1* |
| 1984 | David Hughes | 16 | 17 | 348 | 20.5 | 38 | 0 |
| 1985 | Randall Morris | 16 | 31 | 636 | 20.5 | 58 | 0 |
| 1986 | Bobby Joe Edmonds | 15 | 34 | 764 | 22.5 | 46 | 0 |
| 1987 | Bobby Joe Edmonds | 11 | 27 | 564 | 20.9 | 43 | 0 |
| 1988 | Bobby Joe Edmonds | 16 | 40 | 900 | 22.5 | 65 | 0 |
| 1989 | James Jefferson | 16 | 22 | 511 | 23.2 | 97t+ | 1* |
| 1990 | Chris Warren | 16 | 23 | 478 | 20.8 | 71 | 0 |
| 1991 | Chris Warren | 16 | 35 | 792 | 22.6 | 55 | 0 |
| 1992 | Chris Warren | 16 | 28 | 524 | 18.7 | 34 | 0 |
| 1993 | Michael Bates | 16 | 30 | 602 | 20.1 | 46 | 0 |
| 1994 | Michael Bates | 15 | 26 | 508 | 19.5 | 38 | 0 |
| 1995 | Steve Broussard | 15 | 43 | 1062 | 24.7 | 70 | 0 |
| 1996 | Steve Broussard | 12 | 43 | 979 | 22.8 | 86 | 0 |
| 1997 | Steve Broussard | 16 | 50 | 1076 | 21.5 | 43 | 0 |
| 1998 | Steve Broussard | 15 | 29 | 781 | 26.9 | 90t | 1 |
| 1999 | Ahman Green | 14 | 36 | 818 | 22.7 | 54 | 0 |
| 2000 | Charlie Rogers | 15 | 66 | 1629 | 24.7 | 81t | 1 |
| 2001 | Charlie Rogers | 13 | 50 | 1120 | 22.4 | 64 | 0 |
| 2002 | Maurice Morris | 11 | 34 | 821 | 24.1 | 97t | 1 |
| 2003 | Maurice Morris | 16 | 47 | 1007 | 21.4 | 56 | 0 |
| 2004 | Maurice Morris | 15 | 47 | 994 | 21.1 | 34 | 0 |
| 2005 | Josh Scobey | 16 | 59 | 1326 | 22.5 | 53 | 0 |
| 2006 | Nate Burleson | 16 | 26 | 643 | 24.7 | 50 | 0 |

* Led NFL; + Led AFC

SACKS

| | | G | No. | | | G | No. |
|------|-----------------|----|------|------|------------------|----|-------|
| 1976 | Steve Niehaus | 14 | 9.5 | 1993 | Michael Sinclair | 9 | 8.0 |
| 1977 | Alden Roche | 12 | 3.5 | 1994 | Michael Sinclair | 12 | 4.5 |
| 1978 | Bill Gregory | 16 | 9.0 | 1995 | Antonio Edwards | 13 | 6.5 |
| 1979 | Manu Tuiasosopo | 16 | 8.0 | | Cortez Kennedy | 16 | 6.5 |
| 1980 | Jacob Green | 14 | 6.5 | 1996 | Michael McCrary | 16 | 13.5+ |
| 1981 | Jacob Green | 16 | 12.0 | 1997 | Michael Sinclair | 16 | 12.0 |
| 1982 | Jeff Bryant | 9 | 3.0 | 1998 | Michael Sinclair | 16 | 16.5* |
| | Jacob Green | 9 | 3.0 | 1999 | Phillip Daniels | 16 | 9.0 |
| 1983 | Jacob Green | 16 | 16.0 | 2000 | Chad Brown | 16 | 6.0 |
| 1984 | Jeff Bryant | 16 | 14.5 | | Lamar King | 14 | 6.0 |
| 1985 | Jacob Green | 16 | 13.5 | 2001 | John Randle | 15 | 11.0 |
| 1986 | Jacob Green | 16 | 12.0 | 2002 | John Randle | 12 | 7.0 |
| 1987 | Jacob Green | 12 | 9.5 | 2003 | Chike Okeafor | 16 | 8.0 |
| 1988 | Jacob Green | 16 | 9.0 | 2004 | Chike Okeafor | 16 | 8.5 |
| 1989 | Rufus Porter | 16 | 10.5 | 2005 | Bryce Fisher | 16 | 9.0 |
| 1990 | Jacob Green | 16 | 12.5 | 2006 | Julian Peterson | 16 | 10.0 |
| 1991 | Rufus Porter | 15 | 10.0 | | | | |
| 1992 | Cortez Kennedy | 16 | 14.0 | | | | |

* Led NFL; + Led AFC

DEFENSIVE STATISTICS

TACKLES

Includes solo and assists

| | | G | No. | | | G | No. |
|------|------------------|----|-----|------|-----------------|----|-----|
| 1976 | Dave Brown | 14 | 111 | 1992 | Eugene Robinson | 16 | 94 |
| 1977 | Terry Beeson | 14 | 134 | 1993 | Eugene Robinson | 16 | 111 |
| 1978 | Terry Beeson | 16 | 153 | 1994 | Rod Stephens | 16 | 128 |
| 1979 | Terry Beeson | 16 | 114 | 1995 | Terry Wooden | 16 | 135 |
| 1980 | Michael Jackson | 15 | 136 | 1996 | Dean Wells | 16 | 107 |
| 1981 | Michael Jackson | 16 | 140 | 1997 | Chad Brown | 15 | 104 |
| 1982 | Michael Jackson | 8 | 64 | 1998 | Chad Brown | 16 | 150 |
| 1983 | Bruce Scholtz | 16 | 104 | 1999 | Chad Brown | 15 | 117 |
| 1984 | Shelton Robinson | 16 | 93 | 2000 | Anthony Simmons | 16 | 147 |
| 1985 | Fredd Young | 16 | 118 | 2001 | Anthony Simmons | 16 | 123 |
| 1986 | Fredd Young | 15 | 121 | 2002 | Reggie Tongue | 16 | 93 |
| 1987 | Fredd Young | 13 | 101 | 2003 | Anthony Simmons | 13 | 100 |
| 1988 | Eugene Robinson | 16 | 114 | 2004 | Marcus Trufant | 16 | 93 |
| 1989 | Eugene Robinson | 16 | 102 | 2005 | Lofa Tatupu | 16 | 105 |
| 1990 | Nesby Glasgow | 16 | 83 | 2006 | Lofa Tatupu | 16 | 123 |
| 1991 | Terry Wooden | 16 | 100 | | | | |

SPECIAL TEAMS TACKLES

| | | G | No. |
|------|-------------------|----|-----|
| 1976 | Don Dufek | 14 | 15 |
| 1977 | Peter Cronan | 14 | 11 |
| | Charles McShane | 14 | 11 |
| 1978 | Cornell Webster | 15 | 12 |
| 1979 | Don Dufek | 13 | 18 |
| 1980 | Don Dufek | 8 | 13 |
| 1981 | Mike Tice | 16 | 11 |
| 1982 | Eric Lane | 9 | 6 |
| | Ken McAlister | 9 | 6 |
| 1983 | Don Dufek | 14 | 18 |
| 1984 | Sam Merriman | 16 | 21 |
| 1985 | John Kaiser | 16 | 14 |
| 1986 | Eric Lane | 15 | 16 |
| 1987 | David Hollis | 11 | 10 |
| 1988 | Rufus Porter | 16 | 16 |
| 1989 | Rufus Porter | 16 | 13 |
| 1990 | James Jones | 16 | 15 |
| 1991 | David Daniels | 16 | 12 |
| | Rod Stephens | 16 | 12 |
| | Chris Warren | 16 | 12 |
| 1992 | Tracy Johnson | 16 | 18 |
| 1993 | Michael Bates | 16 | 22 |
| 1994 | Dean Wells | 15 | 16 |
| 1995 | Mack Strong | 16 | 19 |
| 1996 | Jay Bellamy | 16 | 34 |
| 1997 | Tim Hauck | 16 | 22 |
| 1998 | Kerry Joseph | 16 | 14 |
| 1999 | James Logan | 16 | 18 |
| 2000 | Isaiah Kacyvenski | 16 | 15 |
| 2001 | Isaiah Kacyvenski | 16 | 21 |
| 2002 | Terreal Bierria | 14 | 16 |
| 2003 | Alex Bannister | 16 | 18 |
| 2004 | Niko Koutouvides | 16 | 16 |
| 2005 | Josh Scobey | 16 | 23 |
| 2006 | Kevin Bentley | 14 | 14 |
| | Niko Koutouvides | 16 | 14 |



Niko Koutouvides has led the team in special teams tackles two of the last three seasons

TOP SINGLE-GAME PERFORMANCES

100 YARDS RUSHING (CHRONOLOGICAL)

| | Player | Opponent | Att. | Yds. | Avg. | LG | TD |
|----|------------------|-------------------------------|------|------|------|-----|----|
| 1 | * Sherman Smith | vs. Atlanta 11/7/76 | 14 | 124 | 8.9 | 53t | 1 |
| 2 | David Sims | at N.Y. Jets 9/17/78 | 23 | 121 | 5.3 | 25 | 3 |
| 3 | David Sims | at Green Bay 10/15/78 | 22 | 104 | 4.7 | 12 | 1 |
| 4 | Sherman Smith | at Chicago 11/5/78 | 23 | 152 | 6.6 | 67t | 2 |
| 5 | David Sims | vs. Baltimore 11/12/78 | 14 | 106 | 7.6 | 44t | 2 |
| 6 | Al Hunter | vs. Kansas City 12/17/78 | 27 | 133 | 4.9 | 55t | 2 |
| 7 | Dan Doornink | at Atlanta 10/29/79 | 21 | 122 | 5.8 | 26t | 2 |
| 8 | Jim Jodatk | at Washington 9/28/80 | 22 | 117 | 5.3 | 12 | 0 |
| 9 | Theotis Brown | at N.Y. Jets 10/25/81 | 14 | 104 | 7.4 | 43 | 0 |
| 10 | * Curt Warner | at N.Y. Jets 9/11/83 | 25 | 128 | 5.1 | 31 | 2 |
| 11 | * Curt Warner | vs. San Diego 9/18/83 | 22 | 109 | 5.9 | 23 | 2 |
| 12 | * Curt Warner | at L.A. Raiders 10/30/83 | 23 | 101 | 4.4 | 24 | 1 |
| 13 | * Curt Warner | vs. Denver 11/6/83 | 24 | 135 | 5.6 | 23 | 0 |
| 14 | * Curt Warner | vs. Kansas City 11/27/83 (OT) | 32 | 207 | 6.5 | 28 | 3 |
| 15 | * Curt Warner | vs. New England 12/18/83 | 26 | 116 | 4.5 | 14 | 0 |
| 16 | Eric Lane | at Minnesota 9/30/84 | 14 | 113 | 8.1 | 40t | 1 |
| 17 | Curt Warner | at San Diego 9/15/85 | 28 | 169 | 6.0 | 21 | 2 |
| 18 | Curt Warner | at Denver 10/20/85 (OT) | 27 | 136 | 5.0 | 19 | 0 |
| 19 | Curt Warner | vs. New England 11/17/85 | 24 | 105 | 4.4 | 24 | 0 |
| 20 | Curt Warner | vs. Pittsburgh 9/7/86 | 21 | 114 | 5.4 | 31 | 0 |
| 21 | Curt Warner | at Washington 9/28/86 | 16 | 106 | 6.6 | 29 | 1 |
| 22 | Curt Warner | vs. San Diego 10/6/86 | 28 | 142 | 5.1 | 21 | 0 |
| 23 | Curt Warner | at Denver 10/26/86 | 21 | 139 | 6.6 | 14 | 0 |
| 24 | Curt Warner | at Dallas 11/27/86 | 22 | 122 | 5.5 | 19 | 1 |
| 25 | Curt Warner | vs. L.A. Raiders 12/8/86 | 23 | 116 | 5.0 | 18 | 2 |
| 26 | Curt Warner | vs. Denver 12/20/86 | 24 | 192 | 8.0 | 60t | 3 |
| 27 | John L. Williams | vs. Kansas City 9/20/87 | 15 | 112 | 7.5 | 48 | 1 |
| 28 | Curt Warner | at L.A. Raiders 10/25/87 | 29 | 112 | 3.9 | 9 | 2 |
| 29 | Curt Warner | vs. Green Bay 11/15/87 | 25 | 123 | 4.9 | 57 | 1 |
| 30 | Curt Warner | vs. San Diego 11/22/87 | 23 | 119 | 5.2 | 27 | 1 |
| 31 | Curt Warner | at Atlanta 10/2/88 | 22 | 110 | 5.0 | 21 | 1 |
| 32 | John L. Williams | vs. Houston 11/13/88 | 13 | 102 | 7.8 | 44t | 1 |
| 33 | Curt Warner | vs. L.A. Raiders 11/28/88 | 27 | 130 | 4.8 | 26 | 0 |
| | John L. Williams | vs. L.A. Raiders 11/28/88 | 17 | 105 | 6.2 | 24 | 0 |
| 35 | Curt Warner | vs. Denver 12/11/88 | 23 | 126 | 5.5 | 18 | 4 |
| | John L. Williams | vs. Denver 12/11/88 | 20 | 109 | 5.5 | 18 | 0 |
| 37 | Curt Warner | at L.A. Raiders 10/1/89 | 21 | 102 | 4.8 | 21 | 1 |
| 38 | Derrick Fenner | at Denver 9/23/90 (OT) | 22 | 144 | 6.5 | 28 | 3 |
| 39 | Derrick Fenner | at Green Bay 12/9/90 | 20 | 112 | 5.5 | 36 | 1 |
| 40 | John L. Williams | vs. Denver 11/24/91 | 17 | 109 | 6.4 | 42 | 0 |
| 41 | Chris Warren | at New England 9/20/92 | 24 | 122 | 5.1 | 33 | 1 |
| 42 | Chris Warren | vs. Washington 11/8/92 | 19 | 103 | 5.4 | 36 | 0 |
| 43 | Chris Warren | vs. Kansas City 11/22/92 | 20 | 154 | 7.7 | 35 | 1 |
| 44 | Chris Warren | at New England 9/19/93 | 36 | 174 | 4.5 | 17 | 1 |
| 45 | Chris Warren | vs. Cleveland 11/14/93 | 24 | 112 | 4.7 | 20 | 0 |
| 46 | Chris Warren | vs. Phoenix 12/19/93 (OT) | 27 | 168 | 6.2 | 45 | 1 |
| 47 | Jon Vaughn | vs. Pittsburgh 12/26/93 | 26 | 131 | 5.0 | 37 | 0 |
| 48 | Chris Warren | at Washington 9/4/94 | 22 | 100 | 4.5 | 13 | 2 |
| 49 | Chris Warren | vs. Pittsburgh 9/25/94 | 26 | 126 | 4.8 | 28 | 1 |
| 50 | Chris Warren | at Kansas City 10/23/94 | 19 | 117 | 6.2 | 41 | 0 |
| 51 | Chris Warren | at Denver 11/13/94 | 18 | 122 | 6.8 | 23 | 1 |
| 52 | Chris Warren | vs. Tampa Bay 11/20/94 | 16 | 116 | 7.3 | 31 | 0 |
| 53 | Chris Warren | at Houston 12/11/94 | 30 | 185 | 6.2 | 33 | 1 |
| 54 | Chris Warren | vs. L.A. Raiders 12/18/94 | 24 | 122 | 5.1 | 33 | 1 |
| 55 | John L. Williams | at Kansas City 1/2/94 | 16 | 102 | 6.4 | 38 | 1 |
| 56 | Chris Warren | vs. Cincinnati 9/17/95 | 24 | 109 | 4.5 | 30 | 1 |
| 57 | Chris Warren | vs. Denver 10/1/95 | 24 | 115 | 4.8 | 18 | 3 |
| 58 | Chris Warren | vs. San Diego 10/22/95 | 18 | 112 | 6.2 | 17 | 2 |
| 59 | Chris Warren | at Arizona 10/29/95 (OT) | 23 | 127 | 5.5 | 52 | 0 |

100 YARDS RUSHING (CHRONOLOGICAL) (CONTINUED)

| | Player | Opponent | Att. | Yds. | Avg. | LG | TD |
|-----|-----------------|---------------------------|------|------|------|-----|----|
| 60 | Chris Warren | at Jacksonville 11/12/95 | 27 | 121 | 4.5 | 29 | 1 |
| 61 | Chris Warren | at Washington 11/19/95 | 29 | 136 | 4.7 | 14 | 1 |
| 62 | Chris Warren | at Denver 12/10/95 | 18 | 101 | 5.6 | 24 | 1 |
| 63 | Chris Warren | vs. Oakland 12/17/95 | 17 | 105 | 6.2 | 35 | 3 |
| 64 | Chris Warren | vs. Green Bay 9/29/96 | 18 | 103 | 5.7 | 37 | 1 |
| 65 | Lamar Smith | at Detroit 10/17/96 | 33 | 148 | 4.5 | 18 | 1 |
| 66 | Chris Warren | vs. San Diego 10/27/96 | 19 | 146 | 7.7 | 50 | 1 |
| 67 | Chris Warren | vs. Buffalo 12/8/96 | 21 | 116 | 5.5 | 51 | 0 |
| 68 | Steve Broussard | vs. Tennessee 10/5/97 | 6 | 138 | 23.0 | 77 | 2 |
| 69 | * Ahman Green | at Philadelphia 9/6/98 | 6 | 100 | 16.7 | 64 | 1 |
| 70 | Ricky Watters | vs. Arizona 9/13/98 | 22 | 105 | 4.8 | 17 | 0 |
| 71 | Ricky Watters | vs. Washington 9/20/98 | 24 | 136 | 5.7 | 33 | 1 |
| 72 | Ricky Watters | vs. Kansas City 11/8/98 | 24 | 105 | 4.4 | 13 | 2 |
| 73 | Ricky Watters | vs. Indianapolis 12/20/98 | 32 | 178 | 4.2 | 38 | 1 |
| 74 | Ricky Watters | at Green Bay 11/1/99 | 31 | 125 | 4.0 | 45 | 0 |
| 75 | Ricky Watters | vs. Cincinnati 11/7/99 | 27 | 133 | 4.9 | 19t | 1 |
| 76 | Ricky Watters | at Kansas City 11/21/99 | 24 | 107 | 4.5 | 45 | 2 |
| 77 | Ricky Watters | at Denver 12/19/99 | 16 | 115 | 7.2 | 26 | 1 |
| 78 | Ricky Watters | vs. New Orleans 9/17/00 | 22 | 105 | 4.8 | 16 | 1 |
| 79 | Ricky Watters | vs. Oakland 12/16/00 | 26 | 168 | 6.5 | 53 | 0 |
| 80 | Shaun Alexander | vs. Jacksonville 10/7/01 | 31 | 176 | 5.7 | 23 | 2 |
| 81 | Shaun Alexander | vs. Denver 10/14/01 | 33 | 142 | 4.3 | 60t | 2 |
| 82 | Shaun Alexander | vs. Oakland 11/11/01 | 35 | 266 | 7.6 | 88t | 3 |
| 83 | Ricky Watters | vs. Dallas 12/16/01 | 28 | 104 | 3.7 | 18 | 1 |
| 84 | Shaun Alexander | vs. Kansas City 1/6/02 | 20 | 127 | 6.4 | 44t | 1 |
| 85 | Shaun Alexander | vs. Minnesota 9/29/02 | 24 | 139 | 5.8 | 43 | 4 |
| 86 | Shaun Alexander | vs. Kansas City 11/24/02 | 23 | 145 | 6.3 | 46t | 2 |
| 87 | Shaun Alexander | vs. Philadelphia 12/8/02 | 17 | 123 | 7.2 | 58 | 0 |
| 88 | Shaun Alexander | at Atlanta 12/15/02 | 28 | 127 | 4.5 | 27t | 2 |
| 89 | Shaun Alexander | vs. New Orleans 9/7/03 | 24 | 108 | 4.5 | 15 | 1 |
| 90 | Shaun Alexander | at Green Bay 10/5/03 | 20 | 102 | 5.1 | 18 | 1 |
| 91 | Shaun Alexander | vs. Chicago 10/19/03 | 21 | 101 | 4.8 | 25t | 2 |
| 92 | Shaun Alexander | vs. Detroit 11/16/03 | 20 | 110 | 5.5 | 55 | 1 |
| 93 | Shaun Alexander | vs. Cleveland 11/30/03 | 27 | 127 | 4.7 | 21 | 1 |
| 94 | Shaun Alexander | at St. Louis 12/14/03 | 25 | 126 | 5.0 | 35 | 1 |
| 95 | Shaun Alexander | vs. Arizona 12/21/03 | 21 | 135 | 6.4 | 44t | 2 |
| 96 | Shaun Alexander | at New Orleans 9/12/04 | 28 | 135 | 4.8 | 27 | 2 |
| 97 | Shaun Alexander | vs. St. Louis 10/10/04 | 23 | 150 | 6.5 | 41 | 1 |
| 98 | Shaun Alexander | vs. Carolina 10/31/04 | 32 | 195 | 6.1 | 44 | 1 |
| 99 | Shaun Alexander | at San Francisco 11/7/04 | 26 | 160 | 6.2 | 22 | 2 |
| 100 | Shaun Alexander | at St. Louis 11/14/04 | 22 | 176 | 8.0 | 35 | 0 |
| 101 | Shaun Alexander | at Minnesota 12/12/04 | 27 | 112 | 4.1 | 22 | 0 |
| 102 | Shaun Alexander | vs. Arizona 12/26/04 | 30 | 154 | 5.1 | 23t | 3 |
| 103 | Shaun Alexander | vs. Atlanta 9/18/05 | 28 | 144 | 5.0 | 17 | 1 |
| 104 | Shaun Alexander | vs. Arizona 9/25/05 | 22 | 140 | 6.4 | 45 | 4 |
| 105 | Shaun Alexander | at St. Louis 10/9/05 | 25 | 119 | 4.8 | 18t | 2 |
| 106 | Shaun Alexander | vs. Houston 10/16/05 | 22 | 141 | 6.4 | 23t | 4 |
| | Maurice Morris | vs. Houston 10/16/05 | 8 | 104 | 13.0 | 49 | 1 |
| 108 | Shaun Alexander | at Arizona 11/6/05 | 23 | 173 | 7.5 | 88t | 2 |
| 109 | Shaun Alexander | vs. St. Louis 11/13/05 | 33 | 165 | 5.0 | 37 | 3 |
| 110 | Shaun Alexander | at San Francisco | 24 | 115 | 4.8 | 40 | 2 |
| 111 | Shaun Alexander | vs. New York Giants | 31 | 110 | 3.5 | 20 | 1 |
| 112 | Shaun Alexander | vs. San Francisco | 21 | 108 | 5.1 | 16 | 1 |
| 113 | Shaun Alexander | at Tennessee 12/18/05 | 26 | 172 | 6.6 | 52 | 1 |
| 114 | Shaun Alexander | vs. Indianapolis 12/24/05 | 21 | 139 | 6.6 | 25 | 2 |
| 115 | Maurice Morris | vs. Oakland 11/6/06 | 30 | 138 | 4.6 | 29 | 0 |
| 116 | Maurice Morris | vs. St. Louis 11/12/06 | 21 | 124 | 5.9 | 20 | 0 |
| 117 | Shaun Alexander | vs. Green Bay 11/27/06 | 40 | 201 | 5.0 | 21 | 0 |
| 118 | Shaun Alexander | vs. San Diego 12/24/06 | 31 | 140 | 4.5 | 33t | 2 |

* Rookie; + Running Back; ^ Tight End

100 Yards: Alexander 35, Warren 24, Warner 23, Watters 11, J.L. Williams 6, Morris 3, Sims 3, Fenner 2, S. Smith 2, Broussard 1, Brown 1, Doornink 1, Green 1, Hunter 1, Jodat 1, Lane 1, L. Smith 1, Vaughn 1.

100 YARDS RECEIVING (CHRONOLOGICAL)

| | Player | Opponent | No. | Yds. | Avg. | LG | TD |
|----|-------------------|---------------------------|-----|------|------|-----|----|
| 1 | Sam McCullum | vs. St. Louis 9/12/76 | 4 | 112 | 28.0 | 72t | 2 |
| 2 | * Steve Largent | vs. San Francisco 9/26/76 | 7 | 128 | 18.3 | 41 | 1 |
| 3 | Steve Raible | at Minnesota 11/14/76 | 3 | 112 | 37.7 | 80t | 1 |
| 4 | * Steve Largent | vs. New Orleans 11/21/76 | 6 | 101 | 16.8 | 22 | 1 |
| 5 | +*David Sims | at Cincinnati 9/25/77 | 4 | 105 | 26.3 | 82t | 1 |
| 6 | Steve Largent | vs. Buffalo 10/30/77 | 4 | 134 | 33.5 | 48t | 2 |
| | Duke Fergerson | vs. Buffalo 10/30/77 | 4 | 113 | 28.3 | 45 | 1 |
| 8 | Steve Largent | vs. San Diego 11/27/77 | 4 | 116 | 29.0 | 74t | 2 |
| 9 | Steve Largent | vs. San Diego 9/3/78 | 6 | 127 | 21.2 | 33t | 1 |
| 10 | Steve Largent | at Green Bay 10/15/78 | 6 | 127 | 21.2 | 48t | 1 |
| 11 | Steve Largent | at Chicago 11/5/78 | 6 | 126 | 21.0 | 31 | 2 |
| 12 | Steve Largent | vs. Cleveland 12/3/78 | 8 | 108 | 13.5 | 27 | 1 |
| 13 | Steve Largent | vs. L.A. Raiders 9/16/79 | 5 | 139 | 27.8 | 40t | 2 |
| 14 | Steve Largent | at Denver 9/23/79 | 6 | 110 | 18.3 | 42 | 0 |
| 15 | Steve Largent | vs. Houston 10/21/79 | 6 | 135 | 22.5 | 55t | 2 |
| 16 | Steve Largent | vs. New Orleans 11/18/79 | 9 | 146 | 16.2 | 34t | 2 |
| 17 | Steve Largent | at Atlanta 10/29/79 | 6 | 127 | 21.2 | 53 | 0 |
| 18 | Steve Largent | at Kansas City 12/2/79 | 9 | 120 | 13.3 | 28 | 2 |
| 19 | Sam McCullum | vs. Denver 12/8/79 | 5 | 102 | 20.4 | 58 | 0 |
| 20 | Sam McCullum | at Oakland 12/16/79 | 8 | 173 | 21.6 | 65t | 1 |
| 21 | Steve Largent | vs. New England 9/21/80 | 6 | 127 | 21.2 | 31t | 2 |
| 22 | Sam McCullum | at N.Y. Jets 10/19/80 | 5 | 107 | 21.4 | 58 | 0 |
| 23 | Steve Largent | at Oakland 10/26/80 | 4 | 142 | 35.5 | 67t | 1 |
| 24 | Steve Largent | vs. Philadelphia 11/2/80 | 6 | 101 | 16.8 | 27 | 1 |
| 25 | Steve Largent | vs. N.Y. Giants 12/7/80 | 8 | 139 | 17.4 | 34t | 1 |
| 26 | Steve Largent | at Cincinnati 9/6/81 | 8 | 114 | 14.3 | 36 | 1 |
| 27 | Sam McCullum | at Oakland 9/20/81 | 6 | 122 | 20.3 | 36t | 1 |
| 28 | +*David Hughes | vs. Kansas City 9/27/81 | 12 | 103 | 8.6 | 22 | 0 |
| 29 | Steve Largent | vs. San Diego 10/4/81 | 5 | 118 | 23.6 | 34 | 1 |
| 30 | Steve Largent | vs. N.Y. Jets 12/6/81 | 7 | 169 | 24.1 | 57 | 1 |
| 31 | Paul Johns | at Denver 11/21/82 | 5 | 103 | 20.6 | 35 | 0 |
| 32 | Steve Largent | vs. Pittsburgh 11/28/82 | 5 | 109 | 21.8 | 45 | 0 |
| 33 | Steve Largent | vs. Chicago 12/12/82 | 8 | 111 | 13.9 | 34 | 0 |
| 34 | Steve Largent | vs. San Diego 9/18/83 | 8 | 116 | 14.5 | 41t | 2 |
| 35 | Steve Largent | vs. Washington 9/25/83 | 8 | 130 | 19.3 | 45 | 2 |
| 36 | ^ Charle Young | at San Diego 10/9/83 | 7 | 140 | 20.0 | 43 | 0 |
| 37 | Paul Johns | vs. Pittsburgh 10/23/83 | 6 | 118 | 19.7 | 28t | 1 |
| 38 | Steve Largent | at St. Louis 11/13/83 | 8 | 155 | 19.4 | 45 | 3 |
| 39 | Paul Johns | at Denver 11/20/83 | 9 | 116 | 12.9 | 20 | 0 |
| 40 | Steve Largent | vs. New England 12/18/83 | 7 | 133 | 19.0 | 46 | 1 |
| 41 | Paul Johns | at New England 9/16/84 | 8 | 105 | 13.1 | 25 | 0 |
| 42 | Steve Largent | at Minnesota 9/30/84 | 8 | 130 | 16.3 | 30 | 1 |
| 43 | Steve Largent | vs. Buffalo 10/14/84 | 5 | 106 | 21.2 | 51t | 2 |
| 44 | Steve Largent | at Green Bay 10/21/84 | 7 | 129 | 18.4 | 31 | 1 |
| 45 | Steve Largent | at Denver 11/25/84 | 12 | 191 | 15.9 | 65 | 1 |
| 46 | Steve Largent | vs. Detroit 12/2/84 | 8 | 104 | 13.0 | 22 | 2 |
| 47 | Daryl Turner | at San Diego 9/15/85 | 7 | 121 | 17.3 | 34 | 4 |
| 48 | Steve Largent | at New Orleans 11/10/85 | 5 | 110 | 22.0 | 43 | 0 |
| 49 | Steve Largent | vs. New England 11/17/85 | 8 | 138 | 17.3 | 27 | 0 |
| 50 | Steve Largent | vs. Kansas City 12/1/85 | 7 | 101 | 14.4 | 31 | 1 |
| 51 | Steve Largent | vs. Atlanta 10/13/85 | 8 | 103 | 12.9 | 27 | 1 |
| 52 | Ray Butler | at New England 9/21/86 | 3 | 128 | 42.7 | 67t | 2 |
| 53 | Byron Franklin | vs. San Diego 10/6/86 | 5 | 118 | 23.6 | 46t | 1 |
| 54 | Steve Largent | vs. N.Y. Jets 11/2/86 | 7 | 108 | 15.4 | 30 | 1 |
| 55 | Steve Largent | at Cincinnati 11/16/86 | 7 | 102 | 14.6 | 28 | 0 |
| 56 | Steve Largent | vs. Denver 12/20/86 | 6 | 101 | 16.8 | 27 | 0 |
| 57 | Jimmy Teal | vs. Miami 10/4/87 | 9 | 137 | 15.2 | 47 | 0 |
| 58 | Steve Largent | at Detroit 10/18/87 | 15 | 261 | 17.4 | 55 | 3 |
| 59 | Ray Butler | vs. Denver 12/13/87 | 6 | 107 | 17.8 | 40t | 2 |
| 60 | +John L. Williams | at Chicago 12/20/87 | 8 | 117 | 14.6 | 75t | 1 |
| 61 | * Brian Blades | vs. New Orleans 10/16/88 | 8 | 145 | 18.1 | 52 | 1 |
| 62 | Brian Blades | at L.A. Raiders 12/11/88 | 4 | 123 | 30.8 | 55 | 2 |
| | +John L. Williams | at L.A. Raiders 12/18/88 | 7 | 180 | 25.7 | 75t | 1 |

100 YARDS RECEIVING (CONTINUED)

| | Player | Opponent | No. | Yds. | Avg. | LG | TD |
|-----|-------------------|----------------------------|-----|------|------|-----|----|
| 64 | Brian Blades | vs. Phoenix 9/17/89 | 9 | 146 | 16.2 | 28 | 1 |
| 65 | Brian Blades | at L.A. Raiders 10/1/89 | 7 | 113 | 16.1 | 32 | 1 |
| 66 | Brian Blades | vs. San Diego 10/29/89 | 10 | 117 | 11.7 | 21 | 1 |
| 67 | Brian Blades | at Denver 11/26/89 | 8 | 122 | 15.3 | 29 | 0 |
| 68 | Brian Blades | at Cincinnati 12/10/89 | 6 | 107 | 17.8 | 60t | 1 |
| 69 | +John L. Williams | vs. L.A. Raiders 12/17/89 | 12 | 129 | 10.8 | 36 | 1 |
| 70 | +John L. Williams | at San Diego 11/25/90 | 9 | 110 | 12.2 | 60 | 0 |
| 71 | Tommy Kane | at Miami 12/16/90 | 10 | 162 | 16.2 | 25 | 0 |
| 72 | Brian Blades | at New Orleans 9/1/91 | 12 | 160 | 13.3 | 31 | 2 |
| 73 | Brian Blades | at Denver 9/15/91 | 5 | 107 | 21.4 | 47 | 1 |
| | Tommy Kane | at Denver 9/15/91 | 6 | 122 | 20.3 | 38 | 0 |
| 75 | Tommy Kane | at Pittsburgh 10/20/91 | 6 | 102 | 17.0 | 60t | 0 |
| 76 | Brian Blades | at San Diego 11/10/91 | 8 | 131 | 16.4 | 39 | 0 |
| 77 | Brian Blades | vs. San Diego 12/27/92 | 6 | 103 | 17.2 | 37 | 0 |
| 78 | Brian Blades | vs. San Diego 10/3/93 | 10 | 132 | 13.2 | 20 | 1 |
| 79 | Brian Blades | vs. Kansas City 12/5/93 | 7 | 134 | 19.1 | 41 | 0 |
| 80 | Kelvin Martin | at Indianapolis 10/2/94 | 8 | 104 | 13.0 | 30t | 1 |
| 81 | Brian Blades | vs. Kansas City 11/27/94 | 7 | 141 | 20.1 | 34 | 0 |
| 82 | Brian Blades | vs. Kansas City 9/3/95 | 8 | 107 | 13.4 | 23 | 1 |
| 83 | * Joey Galloway | at Buffalo 10/15/95 | 5 | 102 | 20.4 | 54t | 1 |
| 84 | Brian Blades | vs. N.Y. Giants 11/5/95 | 6 | 153 | 25.5 | 44 | 2 |
| 85 | * Joey Galloway | at Jacksonville 11/12/95 | 5 | 114 | 22.8 | 38 | 2 |
| 86 | Brian Blades | at Denver 12/10/95 | 7 | 127 | 18.1 | 49 | 0 |
| 87 | * Joey Galloway | vs. Oakland 12/17/95 | 5 | 108 | 21.6 | 43 | 1 |
| 88 | Joey Galloway | at Miami 10/6/96 | 5 | 137 | 27.4 | 65t | 2 |
| 89 | Joey Galloway | at Denver 12/1/96 | 5 | 108 | 21.6 | 43 | 0 |
| 90 | Joey Galloway | vs. San Diego 9/21/97 | 5 | 106 | 21.2 | 53 | 1 |
| 91 | Joey Galloway | vs. Oakland 10/26/97 | 7 | 117 | 16.7 | 45 | 3 |
| | James McKnight | vs. Oakland 10/26/97 | 4 | 100 | 25.0 | 42t | 1 |
| 93 | Joey Galloway | vs. San Francisco 12/21/97 | 6 | 101 | 16.8 | 37 | 2 |
| 94 | Joey Galloway | at Philadelphia 9/6/98 | 6 | 142 | 23.7 | 35t | 2 |
| 95 | Joey Galloway | at Pittsburgh 9/27/98 | 7 | 139 | 19.9 | 40 | 0 |
| 96 | Joey Galloway | at San Diego 10/25/98 | 4 | 130 | 32.5 | 81t | 1 |
| 97 | James McKnight | vs. Tennessee 11/29/98 | 5 | 113 | 22.6 | 59t | 1 |
| 98 | Joey Galloway | at N.Y. Jets 12/6/98 | 2 | 127 | 63.5 | 70t | 2 |
| 99 | Derrick Mayes | at Chicago 9/19/99 | 7 | 137 | 19.6 | 34t | 1 |
| 100 | Sean Dawkins | at Pittsburgh 9/26/99 | 5 | 105 | 21.0 | 43 | 0 |
| 101 | Derrick Mayes | vs. Buffalo 10/24/99 | 6 | 105 | 17.5 | 43 | 2 |
| 102 | Sean Dawkins | at Kansas City 11/21/99 | 5 | 114 | 22.8 | 45 | 1 |
| 103 | Sean Dawkins | vs. Indianapolis 10/15/00 | 6 | 118 | 19.7 | 40 | 0 |
| 104 | + Ricky Watters | vs. Denver 11/26/00 | 9 | 126 | 14.0 | 59 | 0 |
| 105 | Darrell Jackson | at Oakland 9/30/01 | 5 | 125 | 25.0 | 54 | 0 |
| 106 | Darrell Jackson | vs. Miami 10/28/01 | 5 | 121 | 24.2 | 64 | 1 |
| 107 | Darrell Jackson | vs. Oakland 11/11/01 | 7 | 102 | 14.6 | 31 | 1 |
| 108 | Darrell Jackson | at Denver 12/9/01 | 4 | 104 | 26.0 | 39 | 1 |
| 109 | Darrell Jackson | at San Diego 12/30/01 | 5 | 114 | 22.8 | 48 | 2 |
| | James Williams | at San Diego 12/30/01 | 4 | 101 | 25.3 | 46 | 1 |
| 111 | Darrell Jackson | vs. Arizona 9/15/02 | 10 | 174 | 17.4 | 48 | 0 |
| 112 | Koren Robinson | at St. Louis 10/20/02 | 3 | 166 | 55.3 | 83 | 1 |
| 113 | Koren Robinson | vs. Washington 11/3/02 | 8 | 100 | 12.5 | 23 | 0 |
| 114 | Koren Robinson | vs. Kansas City 11/24/02 | 8 | 168 | 21.0 | 44 | 1 |
| 115 | Darrell Jackson | at San Francisco 12/1/02 | 7 | 114 | 16.3 | 37 | 2 |
| 116 | Koren Robinson | at Atlanta 12/15/02 | 9 | 143 | 15.9 | 35 | 0 |
| 117 | Koren Robinson | at San Diego 12/29/02 | 9 | 103 | 11.4 | 21 | 1 |
| | ^ Itula Mili | at San Diego 12/29/02 | 7 | 119 | 17.0 | 49 | 0 |
| 119 | Darrell Jackson | at Arizona 9/14/03 | 3 | 133 | 44.3 | 66t | 2 |
| 120 | Darrell Jackson | at Baltimore 11/23/03 | 7 | 146 | 20.9 | 80t | 2 |
| 121 | Darrell Jackson | vs. Cleveland 11/30/03 | 8 | 102 | 12.8 | 26t | 2 |
| | Koren Robinson | vs. Cleveland 11/30/03 | 6 | 122 | 20.3 | 32 | 0 |
| 123 | Koren Robinson | at New England 10/17/04 | 9 | 150 | 16.7 | 31 | 0 |
| 124 | Darrell Jackson | at Arizona 10/24/04 | 8 | 109 | 13.6 | 30 | 1 |

* Rookie; + Running Back; ^ Tight End

100 YARDS RECEIVING (CONTINUED)

| | Player | Opponent | No. | Yds. | Avg. | LG | TD |
|-----|-----------------|------------------------------|-----|------|------|-----|----|
| 125 | Darrell Jackson | at San Francisco 11/7/04 | 5 | 114 | 22.8 | 39t | 2 |
| 126 | Darrell Jackson | vs. Dallas 12/6/04 | 9 | 113 | 12.6 | 35 | 1 |
| | Jerry Rice | vs. Dallas 12/6/04 | 8 | 145 | 18.1 | 33 | 1 |
| 128 | Darrell Jackson | at Minnesota 12/12/04 | 10 | 135 | 13.5 | 37 | 1 |
| 129 | Darrell Jackson | vs. Arizona 12/26/04 | 6 | 101 | 16.8 | 53 | 0 |
| 130 | Darrell Jackson | vs. Atlanta 9/18/05 | 8 | 131 | 16.4 | 41 | 0 |
| 131 | Darrell Jackson | vs. Arizona 9/25/05 | 8 | 125 | 15.6 | 48 | 0 |
| 132 | Bobby Engram | at Washington 10/2/05 | 9 | 106 | 11.8 | 26 | 0 |
| 133 | Joe Jurevicius | at St. Louis 10/9/05 | 9 | 137 | 15.2 | 52 | 1 |
| 134 | Joe Jurevicius | vs. New York Giants 11/27/05 | 8 | 137 | 17.1 | 35t | 2 |
| 135 | Darrell Jackson | vs. Arizona 9/17/06 | 5 | 127 | 25.4 | 49t | 1 |
| 136 | Darrell Jackson | vs. Minnesota 10/22/06 | 7 | 136 | 19.4 | 72t | 1 |
| 137 | Deion Branch | at San Francisco 11/19/06 | 7 | 113 | 16.1 | 38t | 1 |
| 138 | D.J. Hackett | at Arizona 12/10/06 | 4 | 104 | 26.0 | 47 | 1 |

100 Yards: Largent 40, Jackson 19, Blades 17, Galloway 12, Robinson 7, McCullum 5, Johns 4, J.L. Williams 4, Dawkins 3, Kane 3, Butler 2, Jurevicius 2, Mayes 2, McKnight 2, Branch 1, Engram 1, Ferguson 1, Franklin 1, Hackett 1, Hughes 1, Martin 1, Mili 1, Raible 1, Rice 1, Sims 1, Teal 1, Turner 1, Watters 1, J. Williams 1, C. Young 1.

300 YARDS PASSING (CHRONOLOGICAL)

| | Player | Opponent | Att. | Comp. | Yds. | LG | TD | Int. |
|----|------------------|---------------------------|------|-------|------|-----|----|------|
| 1 | Jim Zorn | vs. San Diego 9/3/78 | 32 | 21 | 329 | 64t | 2 | 1 |
| 2 | Jim Zorn | at Green Bay 10/15/78 | 32 | 17 | 308 | 48t | 1 | 2 |
| 3 | Jim Zorn | vs. New Orleans 11/18/79 | 33 | 24 | 384 | 51t | 4 | 0 |
| 4 | Jim Zorn | vs. Denver 12/8/79 | 39 | 22 | 308 | 58 | 2 | 2 |
| 5 | Jim Zorn | at Oakland 12/16/79 | 35 | 23 | 314 | 65t | 2 | 1 |
| 6 | Jim Zorn | vs. New England 9/21/80 | 36 | 20 | 312 | 40 | 4 | 1 |
| 7 | Jim Zorn | vs. Kansas City 9/27/81 | 47 | 31 | 308 | 23 | 1 | 0 |
| 8 | Jim Zorn | at Oakland 9/20/81 | 43 | 24 | 327 | 36t | 1 | 1 |
| 9 | Jim Zorn | at Denver 11/21/82 | 41 | 22 | 318 | 35t | 1 | 1 |
| 10 | Dave Krieg | at Denver 11/20/83 | 42 | 31 | 418 | 50t | 3 | 4 |
| 11 | Dave Krieg | at Green Bay 10/21/84 | 35 | 22 | 310 | 31 | 2 | 2 |
| 12 | Dave Krieg | at Denver 11/25/84 | 44 | 30 | 406 | 80t | 3 | 0 |
| 13 | Dave Krieg | vs. Denver 12/15/84 | 50 | 30 | 334 | 30 | 2 | 2 |
| 14 | Dave Krieg | at San Diego 9/15/85 | 32 | 22 | 307 | 40 | 5 | 0 |
| 15 | Dave Krieg | vs. Atlanta 10/13/85 | 51 | 33 | 405 | 54 | 4 | 1 |
| 16 | Dave Krieg | at San Diego 12/14/86 | 21 | 15 | 305 | 72t | 4 | 0 |
| 17 | Bruce Mathison | vs. Miami 10/4/87 | 42 | 20 | 326 | 47 | 2 | 3 |
| 18 | Jeff Kemp | at Detroit 10/18/87 | 27 | 20 | 344 | 55 | 4 | 1 |
| 19 | * Kelly Stouffer | vs. New Orleans 10/16/88 | 46 | 27 | 370 | 52 | 1 | 1 |
| 20 | Dave Krieg | at L.A. Raiders 12/18/88 | 32 | 19 | 410 | 75t | 4 | 1 |
| 21 | Dave Krieg | vs. San Diego 10/29/89 | 49 | 27 | 311 | 24 | 1 | 2 |
| 22 | Dave Krieg | at Kansas City 11/11/90 | 23 | 16 | 306 | 54t | 2 | 0 |
| 23 | Jeff Kemp | at Denver 9/15/91 | 50 | 21 | 322 | 47 | 0 | 2 |
| 24 | Dave Krieg | at San Diego 11/10/91 | 39 | 29 | 379 | 49 | 2 | 1 |
| 25 | John Friesz | vs. Houston 11/3/96 | 38 | 24 | 323 | 44 | 1 | 2 |
| 26 | Warren Moon | vs. Oakland 10/26/97 | 44 | 28 | 409 | 45 | 5 | 0 |
| 27 | Trent Dilfer | vs. Arizona 9/15/02 | 47 | 29 | 352 | 48 | 1 | 0 |
| 28 | Matt Hasselbeck | vs. Kansas City 11/24/02 | 36 | 25 | 362 | 44 | 3 | 0 |
| 29 | Matt Hasselbeck | at San Francisco 12/1/02 | 55 | 30 | 427 | 39 | 3 | 2 |
| 30 | Matt Hasselbeck | vs. St. Louis 12/22/02 | 32 | 20 | 303 | 44 | 1 | 0 |
| 31 | Matt Hasselbeck | at San Diego 12/29/02 | 53 | 36 | 449 | 49 | 2 | 2 |
| 32 | Matt Hasselbeck | at Cincinnati 10/26/03 | 43 | 26 | 347 | 46t | 3 | 3 |
| 33 | Matt Hasselbeck | at Baltimore 11/23/03 | 41 | 23 | 333 | 80t | 5 | 0 |
| 34 | Matt Hasselbeck | vs. Cleveland 11/30/03 | 35 | 26 | 328 | 32 | 3 | 1 |
| 35 | Matt Hasselbeck | at San Francisco 12/27/03 | 37 | 24 | 315 | 31t | 2 | 2 |
| 36 | Matt Hasselbeck | at New England 10/17/04 | 50 | 27 | 349 | 37 | 0 | 2 |
| 37 | Matt Hasselbeck | vs. Dallas 12/6/04 | 40 | 28 | 414 | 35 | 3 | 0 |
| 38 | Matt Hasselbeck | at Minnesota 12/12/04 | 34 | 23 | 334 | 37 | 3 | 2 |
| 39 | Matt Hasselbeck | at St. Louis 10/9/05 | 38 | 27 | 316 | 52 | 2 | 0 |

300 Yards: Hasselbeck 12, Krieg 11, Zorn 9, Kemp 2, Dilfer 1, Friesz 1, Mathison 1, Moon 1, Stouffer 1.

3.0 SACKS (CHRONOLOGICAL)

| | Player | Opponent | Sacks | Yards |
|----|------------------|---------------------------|-------|-------|
| 1 | Bill Gregory | vs. Denver 10/29/78 | 3.0 | 10.0 |
| 2 | Jacob Green | vs. L.A. Raiders 10/16/83 | 3.5 | 24.5 |
| 3 | Jacob Green | vs. New England 12/18/83 | 3.0 | 29.0 |
| 4 | Jacob Green | vs. Cleveland 9/3/84 | 3.0 | 24.0 |
| 5 | Jeff Bryant | vs. Detroit 12/2/84 | 3.0 | 19.0 |
| 6 | Jacob Green | vs. Cleveland 12/8/85 | 3.0 | 15.0 |
| 7 | Jacob Green | vs. N.Y. Giants 10/19/86 | 4.0 | 29.0 |
| 8 | Jacob Green | vs. Philadelphia 11/23/86 | 3.0 | 12.0 |
| 9 | Fredd Young | vs. Philadelphia 11/23/86 | 3.0 | 17.0 |
| 10 | Jacob Green | vs. Kansas City 9/11/88 | 3.0 | 28.0 |
| 11 | Rufus Porter | at San Diego 10/15/89 | 3.0 | 20.0 |
| 12 | Jacob Green | vs. Detroit 12/30/90 | 3.0 | 14.0 |
| 13 | Rufus Porter | vs. Denver 11/24/91 | 3.0 | 16.0 |
| 14 | Cortez Kennedy | at New England 9/20/92 | 3.0 | 23.0 |
| 15 | Michael Sinclair | vs. San Diego 10/3/93 | 3.0 | 23.0 |
| 16 | Michael Sinclair | vs. Denver 9/8/96 | 3.0 | 19.0 |
| 17 | Michael Sinclair | vs. Kansas City 9/15/96 | 4.0 | 13.0 |
| 18 | Michael Sinclair | vs. Buffalo 12/8/96 | 3.0 | 15.0 |
| 19 | Michael McCrary | at Jacksonville 12/15/96 | 3.0 | 13.0 |
| 20 | Michael McCrary | at Oakland 12/22/96 | 4.0 | 15.0 |
| 21 | Chad Brown | at Indianapolis 9/14/97 | 3.0 | 27.0 |
| 22 | Cortez Kennedy | at Green Bay 11/1/99 | 3.0 | 30.0 |
| 23 | John Randle | at San Diego 12/29/02 | 3.0 | 26.0 |
| 24 | Craig Terrill | vs. Oakland 11/6/06 | 3.0 | 13.0 |

3.0 Sacks: Green 8, Sinclair 4, Kennedy 2, McCrary 2, Porter 2, Brown 1, Bryant 1, Gregory 1, Randle 1, Terrill 1, Young 1.

100 YARDS RUSHING

| | Player | Opponent | Att. | Yds. | Avg. | LG | TD |
|----|-----------------|-------------------------------|------|------|------|-----|----|
| 1 | Shaun Alexander | vs. Oakland 11/11/01 | 35 | 266 | 7.6 | 88t | 3 |
| 2 | * Curt Warner | vs. Kansas City 11/27/83 (OT) | 32 | 207 | 6.5 | 28 | 3 |
| 3 | Shaun Alexander | vs. Green Bay 11/27/06 | 40 | 201 | 5.0 | 21 | 0 |
| 4 | Shaun Alexander | vs. Carolina 10/31/04 | 32 | 195 | 6.1 | 44 | 1 |
| 5 | Curt Warner | vs. Denver 12/20/86 | 24 | 192 | 8.0 | 60t | 3 |
| 6 | Chris Warren | at Houston 12/11/94 | 30 | 185 | 6.2 | 33 | 1 |
| 7 | Ricky Watters | vs. Indianapolis 12/20/98 | 32 | 178 | 4.2 | 38 | 1 |
| 8 | Shaun Alexander | vs. Jacksonville 10/7/01 | 31 | 176 | 5.7 | 23 | 2 |
| | Shaun Alexander | at St. Louis 11/14/04 | 22 | 176 | 8.0 | 35 | 0 |
| 10 | Chris Warren | at New England 9/19/93 | 36 | 174 | 4.5 | 17 | 1 |
| 11 | Shaun Alexander | at Arizona 11/6/05 | 23 | 173 | 7.5 | 88t | 2 |
| 12 | Shaun Alexander | at Tennessee 12/18/05 | 26 | 172 | 6.6 | 52 | 1 |
| 13 | Curt Warner | at San Diego 9/15/85 | 28 | 169 | 6.0 | 21 | 2 |
| 14 | Chris Warren | vs. Phoenix 12/19/93 (OT) | 27 | 168 | 6.2 | 45 | 1 |
| | Ricky Watters | vs. Oakland 12/16/00 | 26 | 168 | 6.5 | 53 | 0 |
| 16 | Shaun Alexander | vs. St. Louis 11/13/05 | 33 | 165 | 5.0 | 37 | 3 |
| 17 | Shaun Alexander | at San Francisco 11/7/04 | 26 | 160 | 6.2 | 22 | 2 |
| 18 | Chris Warren | vs. Kansas City 11/22/92 | 20 | 154 | 7.7 | 35 | 1 |
| | Shaun Alexander | vs. Arizona 12/26/04 | 30 | 154 | 5.1 | 23t | 3 |
| 20 | Sherman Smith | at Chicago 11/5/78 | 23 | 152 | 6.6 | 67t | 2 |
| 21 | Shaun Alexander | vs. St. Louis 10/10/04 | 23 | 150 | 6.5 | 41 | 1 |
| 22 | Lamar Smith | at Detroit 10/17/96 | 33 | 148 | 4.5 | 18 | 1 |
| 23 | Chris Warren | vs. San Diego 10/27/96 | 19 | 146 | 7.7 | 50 | 1 |
| 24 | Shaun Alexander | vs. Kansas City 11/24/02 | 23 | 145 | 6.3 | 46t | 2 |
| 25 | Derrick Fenner | at Denver 9/23/90 (OT) | 22 | 144 | 6.5 | 28 | 3 |
| | Shaun Alexander | vs. Atlanta 9/18/05 | 28 | 144 | 5.0 | 17 | 1 |
| 27 | Curt Warner | vs. San Diego 10/6/86 | 28 | 142 | 5.1 | 21 | 0 |
| | Shaun Alexander | vs. Denver 10/14/01 | 33 | 142 | 4.3 | 60t | 2 |
| 29 | Shaun Alexander | vs. Houston 10/16/05 | 22 | 141 | 6.4 | 23t | 4 |
| 30 | Shaun Alexander | vs. Arizona 9/25/05 | 22 | 140 | 6.4 | 45 | 4 |
| | Shaun Alexander | vs. San Diego 12/24/06 | 31 | 140 | 4.5 | 33t | 2 |
| 32 | Curt Warner | at Denver 10/26/86 | 21 | 139 | 6.6 | 14 | 0 |
| | Shaun Alexander | vs. Minnesota 9/29/02 | 24 | 139 | 5.8 | 43 | 4 |

* Rookie

100 YARDS RUSHING (CONTINUED)

| | Player | Opponent | Att. | Yds. | Avg. | LG | TD |
|----|------------------|-------------------------------|------|------|------|-----|----|
| | Shaun Alexander | vs. Indianapolis 12/24/05 | 21 | 139 | 6.6 | 25 | 2 |
| 35 | Steve Broussard | vs. Tennessee 10/5/97 | 6 | 138 | 23.0 | 77 | 2 |
| | Maurice Morris | vs. Oakland 11/6/06 | 30 | 138 | 4.6 | 29 | 0 |
| 37 | Curt Warner | at Denver 10/20/85 (OT) | 27 | 136 | 5.0 | 19 | 0 |
| | Chris Warren | at Washington 11/19/95 | 29 | 136 | 4.7 | 14 | 1 |
| | Ricky Watters | vs. Washington 9/20/98 | 24 | 136 | 5.7 | 33 | 1 |
| 40 | * Curt Warner | vs. Denver 11/6/83 | 24 | 135 | 5.6 | 23 | 0 |
| | Shaun Alexander | vs. Arizona 12/21/03 | 21 | 135 | 6.4 | 44t | 2 |
| | Shaun Alexander | at New Orleans 9/12/04 | 28 | 135 | 4.8 | 27 | 2 |
| 43 | Al Hunter | vs. Kansas City 12/17/78 | 27 | 133 | 4.9 | 55t | 2 |
| | Ricky Watters | vs. Cincinnati 11/8/99 | 27 | 133 | 4.9 | 19t | 1 |
| 45 | Jon Vaughn | vs. Pittsburgh 12/26/93 | 26 | 131 | 5.0 | 37 | 0 |
| 46 | Curt Warner | vs. L.A. Raiders 11/28/88 | 27 | 130 | 4.8 | 26 | 0 |
| 47 | * Curt Warner | at N.Y. Jets 9/11/83 | 25 | 128 | 5.1 | 31 | 2 |
| 48 | Chris Warren | at Arizona 10/29/95 (OT) | 23 | 127 | 5.5 | 52 | 0 |
| | Shaun Alexander | vs. Kansas City 1/6/02 | 20 | 127 | 6.4 | 44t | 1 |
| | Shaun Alexander | at Atlanta 12/15/02 | 28 | 127 | 4.5 | 27t | 2 |
| | Shaun Alexander | vs. Cleveland 11/30/03 | 27 | 127 | 4.7 | 21 | 1 |
| 52 | Curt Warner | vs. Denver 12/11/88 | 23 | 126 | 5.5 | 18 | 4 |
| | Chris Warren | vs. Pittsburgh 9/25/94 | 26 | 126 | 4.8 | 28 | 1 |
| | Shaun Alexander | at St. Louis 12/14/03 | 25 | 126 | 5.0 | 35 | 1 |
| 55 | Ricky Watters | at Green Bay 11/1/99 | 31 | 125 | 4.0 | 45 | 2 |
| 56 | * Sherman Smith | vs. Atlanta 11/7/76 | 14 | 124 | 8.9 | 53t | 1 |
| | Maurice Morris | vs. St. Louis 11/12/06 | 21 | 124 | 5.9 | 20 | 0 |
| 58 | Curt Warner | vs. Green Bay 11/15/87 | 25 | 123 | 4.9 | 57 | 1 |
| | Shaun Alexander | vs. Philadelphia 12/8/02 | 17 | 123 | 7.2 | 58 | 0 |
| 60 | Dan Doornink | at Atlanta 10/29/79 | 21 | 122 | 5.8 | 26t | 2 |
| | Curt Warner | at Dallas 11/27/86 | 22 | 122 | 5.5 | 19 | 1 |
| | Chris Warren | at New England 9/20/92 | 24 | 122 | 5.1 | 24 | 1 |
| | Chris Warren | vs. L.A. Raiders 12/18/94 | 24 | 122 | 5.1 | 33 | 1 |
| | Chris Warren | at Denver 11/13/94 | 18 | 122 | 6.8 | 23 | 1 |
| 65 | David Sims | at N.Y. Jets 9/17/78 | 23 | 121 | 5.3 | 25 | 3 |
| | Chris Warren | at Jacksonville 11/12/95 | 27 | 121 | 4.5 | 29 | 1 |
| 67 | Curt Warner | vs. San Diego 11/22/87 | 23 | 119 | 5.2 | 27 | 1 |
| | Shaun Alexander | at St. Louis 10/9/05 | 25 | 119 | 4.8 | 18t | 2 |
| 69 | Jim Jodat | at Washington 9/28/80 | 22 | 117 | 5.3 | 12 | 0 |
| | Chris Warren | at Kansas City 10/23/94 | 19 | 117 | 6.2 | 41 | 0 |
| 71 | * Curt Warner | vs. New England 12/18/83 | 26 | 116 | 4.5 | 14 | 0 |
| | Curt Warner | vs. L.A. Raiders 12/8/86 | 23 | 116 | 5.0 | 18 | 2 |
| | Chris Warren | vs. Tampa Bay 11/20/94 | 16 | 116 | 7.3 | 31 | 0 |
| | Chris Warren | vs. Buffalo 12/8/96 | 21 | 116 | 5.5 | 51 | 0 |
| 75 | Chris Warren | vs. Denver 10/1/95 | 24 | 115 | 4.8 | 18 | 3 |
| | Ricky Watters | at Denver 12/19/99 | 15 | 115 | 7.2 | 26 | 1 |
| | Shaun Alexander | at San Francisco 11/20/05 | 24 | 115 | 4.8 | 40 | 2 |
| 78 | Curt Warner | vs. Pittsburgh 9/7/86 | 21 | 114 | 5.4 | 31 | 0 |
| 79 | Eric Lane | at Minnesota 9/30/84 | 14 | 113 | 8.1 | 40t | 1 |
| 80 | John L. Williams | vs. Kansas City 9/20/87 | 15 | 112 | 7.5 | 48 | 1 |
| | Curt Warner | at L.A. Raiders 10/25/87 | 29 | 112 | 3.9 | 9 | 2 |
| | Derrick Fenner | at Green Bay 12/9/90 | 20 | 112 | 5.5 | 36 | 1 |
| | Chris Warren | vs. Cleveland 11/14/93 | 24 | 112 | 4.7 | 20 | 0 |
| | Chris Warren | vs. San Diego 10/22/95 | 18 | 112 | 6.2 | 17 | 2 |
| | Shaun Alexander | at Minnesota 12/12/04 | 27 | 112 | 4.1 | 22 | 0 |
| 86 | Curt Warner | at Atlanta 10/2/88 | 22 | 110 | 5.0 | 21 | 1 |
| | Shaun Alexander | vs. Detroit 11/16/03 | 20 | 110 | 5.5 | 55 | 1 |
| | Shaun Alexander | vs. N.Y. Giants 11/27/05 (OT) | 31 | 110 | 3.5 | 20 | 1 |
| 89 | * Curt Warner | vs. San Diego 9/18/83 | 22 | 109 | 5.9 | 23 | 2 |
| | John L. Williams | vs. Denver 12/11/88 | 20 | 109 | 5.5 | 18 | 0 |
| | John L. Williams | vs. Denver 11/24/91 | 17 | 109 | 6.4 | 42 | 0 |
| | Chris Warren | vs. Cincinnati 9/17/95 | 24 | 109 | 4.5 | 30 | 1 |
| 93 | Shaun Alexander | vs. New Orleans 9/7/03 | 24 | 108 | 4.5 | 15 | 1 |
| | Shaun Alexander | vs. San Francisco 12/11/05 | 21 | 108 | 5.1 | 16 | 1 |
| 95 | Ricky Watters | at Kansas City 11/21/99 | 24 | 107 | 4.5 | 45 | 2 |

100 YARDS RUSHING (CONTINUED)

| | Player | Opponent | No. | Yds. | Avg. | LG | TD |
|-----|------------------|---------------------------|-----|------|------|-----|----|
| 96 | David Sims | vs. Baltimore 11/12/78 | 14 | 106 | 7.6 | 44t | 2 |
| | Curt Warner | at Washington 9/28/86 | 16 | 106 | 6.6 | 29 | 1 |
| 98 | Curt Warner | vs. New England 11/17/85 | 24 | 105 | 4.4 | 24 | 0 |
| | John L. Williams | vs. L.A. Raiders 11/28/88 | 17 | 105 | 6.2 | 24 | 0 |
| | Chris Warren | vs. Oakland 12/17/95 | 17 | 105 | 6.2 | 35 | 3 |
| | Ricky Watters | vs. Arizona 9/13/98 | 22 | 105 | 4.8 | 17 | 0 |
| | Ricky Watters | vs. Kansas City 11/8/98 | 24 | 105 | 4.4 | 13 | 2 |
| | Ricky Watters | vs. New Orleans 9/17/00 | 22 | 105 | 4.8 | 16 | 1 |
| 104 | David Sims | at Green Bay 10/15/78 | 22 | 104 | 4.7 | 12 | 1 |
| | Theotis Brown | at N.Y. Jets 10/25/81 | 14 | 104 | 7.4 | 43 | 0 |
| | Ricky Watters | vs. Dallas 12/16/01 | 28 | 104 | 3.7 | 18 | 1 |
| | Maurice Morris | vs. Houston 10/16/05 | 8 | 104 | 13.0 | 49 | 1 |
| 108 | Chris Warren | vs. Washington 11/8/92 | 19 | 103 | 5.4 | 36 | 0 |
| | Chris Warren | vs. Green Bay 9/29/96 | 18 | 103 | 5.7 | 37 | 1 |
| 110 | John L. Williams | vs. Houston 11/13/88 | 13 | 102 | 7.8 | 44t | 1 |
| | Curt Warner | at L.A. Raiders 10/1/89 | 21 | 102 | 4.8 | 21 | 1 |
| | John L. Williams | at Kansas City 1/2/94 | 16 | 102 | 6.4 | 38 | 1 |
| | Shaun Alexander | at Green Bay 10/5/03 | 20 | 102 | 5.1 | 18 | 1 |
| 114 | * Curt Warner | at L.A. Raiders 10/30/83 | 23 | 101 | 4.4 | 24 | 1 |
| | Chris Warren | at Denver 12/10/95 | 18 | 101 | 5.6 | 24 | 1 |
| | Shaun Alexander | vs. Chicago 10/19/03 | 21 | 101 | 4.8 | 25t | 2 |
| 117 | Chris Warren | at Washington 9/4/94 | 22 | 100 | 4.5 | 13 | 2 |
| | * Ahman Green | at Philadelphia 9/6/98 | 6 | 100 | 16.7 | 64 | 1 |

100 Yards: Alexander 35, Warren 24, Warner 23, Watters 11, J.L. Williams 6, Morris 3, Sims 3, Fenner 2, S. Smith 2, Broussard 1, Brown 1, Doornink 1, Green 1, Hunter 1, Jodat 1, Lane 1, L. Smith 1, Vaughn 1.

300 YARDS PASSING

| | Player | Opponent | Att. | Comp. | Yds. | LG | TD | Int. |
|----|------------------|---------------------------|------|-------|------|-----|----|------|
| 1 | Matt Hasselbeck | at San Diego 12/29/02 | 53 | 36 | 449 | 49 | 2 | 2 |
| 2 | Matt Hasselbeck | at San Francisco 12/1/02 | 55 | 30 | 427 | 39 | 3 | 2 |
| 3 | Dave Krieg | at Denver 11/20/83 | 42 | 31 | 418 | 50t | 3 | 4 |
| 4 | Matt Hasselbeck | vs. Dallas, 12/6/04 | 40 | 28 | 414 | 35 | 3 | 0 |
| 5 | Dave Krieg | at L.A. Raiders 12/18/88 | 32 | 19 | 410 | 75t | 4 | 1 |
| 6 | Warren Moon | vs. Oakland 10/26/97 | 44 | 28 | 409 | 45 | 5 | 0 |
| 7 | Dave Krieg | at Denver 11/25/84 | 44 | 30 | 406 | 80t | 3 | 0 |
| 8 | Dave Krieg | vs. Atlanta 10/13/85 | 51 | 33 | 405 | 54 | 4 | 1 |
| 9 | Jim Zorn | vs. New Orleans 11/18/79 | 33 | 24 | 384 | 51t | 4 | 0 |
| 10 | Dave Krieg | at San Diego 11/10/91 | 39 | 29 | 379 | 49 | 2 | 1 |
| 11 | * Kelly Stouffer | vs. New Orleans 10/16/88 | 46 | 27 | 370 | 52 | 1 | 1 |
| 12 | Matt Hasselbeck | vs. Kansas City 11/24/02 | 36 | 25 | 362 | 44 | 3 | 0 |
| 13 | Trent Dilfer | vs. Arizona 9/15/02 | 47 | 29 | 352 | 48 | 1 | 0 |
| 14 | Matt Hasselbeck | at New England, 10/17/04 | 50 | 27 | 349 | 37 | 0 | 2 |
| 15 | Matt Hasselbeck | at Cincinnati 10/26/03 | 43 | 26 | 347 | 46t | 3 | 3 |
| 16 | Jeff Kemp | at Detroit 10/18/87 | 27 | 20 | 344 | 55 | 4 | 1 |
| 17 | Dave Krieg | vs. Denver 12/15/84 | 50 | 30 | 334 | 30 | 2 | 2 |
| | Matt Hasselbeck | at Minnesota, 12/12/04 | 34 | 23 | 334 | 37 | 3 | 2 |
| 19 | Matt Hasselbeck | at Baltimore 11/23/03 | 41 | 23 | 333 | 80t | 5 | 0 |
| 20 | Jim Zorn | vs. San Diego 9/3/78 | 32 | 21 | 329 | 64t | 2 | 1 |
| 21 | Matt Hasselbeck | vs. Cleveland 11/30/03 | 35 | 26 | 328 | 32 | 3 | 1 |
| 22 | Jim Zorn | at Oakland 9/20/81 | 43 | 24 | 327 | 36t | 1 | 1 |
| 23 | Bruce Mathison | vs. Miami 10/4/87 | 42 | 20 | 326 | 47 | 2 | 3 |
| 24 | John Friesz | vs. Houston 11/3/96 | 38 | 24 | 323 | 44 | 1 | 2 |
| 25 | Jeff Kemp | at Denver 9/15/91 | 50 | 21 | 322 | 47 | 0 | 2 |
| 26 | Jim Zorn | at Denver 11/21/82 | 41 | 22 | 318 | 35t | 1 | 1 |
| 27 | Matt Hasselbeck | at St. Louis 10/9/05 | 38 | 27 | 316 | 52 | 2 | 0 |
| 28 | Matt Hasselbeck | at San Francisco 12/27/03 | 37 | 24 | 315 | 31t | 2 | 2 |
| 29 | Jim Zorn | at Oakland 12/16/79 | 35 | 23 | 314 | 65t | 2 | 1 |
| 30 | Jim Zorn | vs. New England 9/21/80 | 36 | 20 | 312 | 40 | 4 | 1 |
| 31 | Dave Krieg | vs. San Diego 10/29/89 | 49 | 27 | 311 | 24 | 1 | 2 |
| 32 | Dave Krieg | at Green Bay 10/21/84 | 35 | 22 | 310 | 31 | 2 | 2 |
| 33 | Jim Zorn | at Green Bay 10/15/78 | 32 | 17 | 308 | 48t | 1 | 2 |
| | Jim Zorn | vs. Denver 12/8/79 | 39 | 22 | 308 | 58 | 2 | 2 |
| | Jim Zorn | vs. Kansas City 9/27/81 | 47 | 31 | 308 | 23 | 1 | 0 |
| 36 | Dave Krieg | at San Diego 9/15/85 | 32 | 22 | 307 | 40 | 5 | 0 |

* Rookie; + Running Back; ^ Tight End

300 YARDS PASSING (CONTINUED)

| | Player | Opponent | Att. | Comp. | Yds. | LG | TD | Int. |
|----|-----------------|-------------------------|------|-------|------|-----|----|------|
| 37 | Dave Krieg | at Kansas City 11/11/90 | 23 | 16 | 306 | 54t | 2 | 0 |
| 38 | Dave Krieg | at San Diego 12/14/86 | 21 | 15 | 305 | 72t | 4 | 0 |
| 39 | Matt Hasselbeck | vs. St. Louis 12/22/02 | 32 | 20 | 303 | 44 | 1 | 0 |

300 Yards: Hasselbeck 12, Krieg 11, Zorn 9, Kemp 2, Dilfer 1, Friesz 1, Mathison 1, Moon 1, Stouffer 1.

100 YARDS RECEIVING

| | Player | Opponent | No. | Yds. | Avg. | LG | TD |
|----|--------------------|---------------------------|-----|------|------|-----|----|
| 1 | Steve Largent | at Detroit 10/18/87 | 15 | 261 | 17.4 | 55 | 3 |
| 2 | Steve Largent | at Denver 11/25/84 | 12 | 191 | 15.9 | 65 | 1 |
| 3 | +John L. Williams | at L.A. Raiders 12/18/88 | 7 | 180 | 25.7 | 75t | 1 |
| 4 | Darrell Jackson | vs. Arizona 9/15/02 | 10 | 174 | 17.4 | 48 | 0 |
| 5 | Sam McCullum | at Oakland 12/16/79 | 8 | 173 | 21.6 | 65t | 1 |
| 6 | Steve Largent | vs. N.Y. Jets 12/6/81 | 7 | 169 | 24.1 | 57 | 1 |
| 7 | Koren Robinson | vs. Kansas City 11/24/02 | 8 | 168 | 21.0 | 44 | 1 |
| 8 | Koren Robinson | at St. Louis 10/20/02 | 3 | 166 | 53.3 | 83 | 1 |
| 9 | Tommy Kane | at Miami 12/16/90 | 10 | 162 | 16.2 | 25 | 0 |
| 10 | Brian Blades | at New Orleans 9/1/91 | 12 | 160 | 13.3 | 31 | 2 |
| 11 | Steve Largent | at St. Louis 11/13/83 | 8 | 155 | 19.4 | 45 | 3 |
| 12 | Brian Blades | vs. N.Y. Giants 11/5/95 | 6 | 153 | 25.5 | 44 | 2 |
| 13 | Koren Robinson | at New England 10/17/04 | 9 | 150 | 16.7 | 31 | 0 |
| 14 | Steve Largent | vs. New Orleans 11/18/79 | 9 | 146 | 16.2 | 34t | 2 |
| | Brian Blades | vs. Phoenix 9/17/89 | 9 | 146 | 16.2 | 28 | 1 |
| | Darrell Jackson | at Baltimore 11/23/03 | 7 | 146 | 20.9 | 80t | 2 |
| 17 | * Brian Blades | vs. New Orleans 10/16/88 | 8 | 145 | 18.1 | 52 | 1 |
| | Jerry Rice | vs. Dallas 12/6/04 | 8 | 145 | 18.1 | 33 | 1 |
| 19 | Koren Robinson | at Atlanta 12/15/02 | 9 | 143 | 15.9 | 35 | 0 |
| 20 | Steve Largent | at Oakland 10/26/80 | 4 | 142 | 35.5 | 67t | 1 |
| | Joey Galloway | at Philadelphia 9/6/98 | 6 | 142 | 23.7 | 35t | 2 |
| 22 | Brian Blades | vs. Kansas City 11/27/94 | 7 | 141 | 20.1 | 34 | 0 |
| 23 | ^ Charle Young | at San Diego 10/9/83 | 7 | 140 | 20.0 | 43 | 0 |
| 24 | Steve Largent | vs. L.A. Raiders 9/16/79 | 5 | 139 | 27.8 | 40t | 2 |
| | Steve Largent | vs. N.Y. Giants 12/7/80 | 8 | 139 | 17.4 | 34t | 1 |
| | Joey Galloway | at Pittsburgh 9/27/98 | 7 | 139 | 19.9 | 40 | 0 |
| 27 | Steve Largent | vs. New England 11/17/85 | 8 | 138 | 17.3 | 27 | 0 |
| 28 | Derrick Mayes | at Chicago 9/19/99 | 7 | 137 | 19.6 | 34t | 1 |
| | Jimmy Teal | vs. Miami 10/4/87 | 9 | 137 | 15.2 | 47 | 0 |
| | Joey Galloway | at Miami 10/6/96 | 5 | 137 | 27.4 | 65t | 2 |
| | Joe Jurevicius | at St. Louis 10/9/05 | 9 | 137 | 15.2 | 52 | 1 |
| | Joe Jurevicius | vs. N.Y. Giants 11/27/05 | 8 | 137 | 17.1 | 35t | 2 |
| 33 | Darrell Jackson | vs. Minnesota 10/22/06 | 7 | 136 | 19.4 | 72t | 1 |
| 34 | Steve Largent | vs. Houston 10/21/79 | 6 | 135 | 22.5 | 55t | 2 |
| | Darrell Jackson | at Minnesota 12/12/04 | 10 | 135 | 13.5 | 37 | 1 |
| 36 | Steve Largent | vs. Buffalo 10/30/77 | 4 | 134 | 33.5 | 48t | 2 |
| | Brian Blades | vs. Kansas City 12/5/93 | 7 | 134 | 19.1 | 41 | 0 |
| 38 | Steve Largent | vs. New England 12/18/83 | 7 | 133 | 19.0 | 46 | 1 |
| | Darrell Jackson | at Arizona 9/14/03 | 3 | 133 | 44.3 | 66t | 2 |
| 40 | Brian Blades | vs. San Diego 10/3/93 | 10 | 132 | 13.2 | 20 | 1 |
| 41 | Brian Blades | at San Diego 11/10/91 | 8 | 131 | 16.4 | 39 | 0 |
| | Darrell Jackson | vs. Atlanta 9/18/05 | 8 | 131 | 16.4 | 41 | 0 |
| 43 | Steve Largent | vs. Washington 9/25/83 | 8 | 130 | 16.3 | 45 | 2 |
| | Steve Largent | at Minnesota 9/30/84 | 8 | 130 | 16.3 | 30 | 1 |
| | Joey Galloway | at San Diego 10/25/98 | 4 | 130 | 32.5 | 81t | 1 |
| 46 | Steve Largent | at Green Bay 10/21/84 | 7 | 129 | 18.4 | 31 | 1 |
| | + John L. Williams | vs. L.A. Raiders 12/17/89 | 12 | 129 | 10.8 | 36 | 1 |
| 48 | * Steve Largent | vs. San Francisco 9/26/76 | 7 | 128 | 18.3 | 41 | 1 |
| | Ray Butler | at New England 9/21/86 | 3 | 128 | 42.7 | 67t | 2 |
| 50 | Steve Largent | vs. San Diego 9/3/78 | 6 | 127 | 21.2 | 33t | 1 |
| | Steve Largent | at Green Bay 10/15/78 | 6 | 127 | 21.2 | 48t | 1 |
| | Steve Largent | at Atlanta 10/29/79 | 6 | 127 | 21.2 | 53 | 0 |
| | Steve Largent | vs. New England 9/21/80 | 6 | 127 | 21.2 | 31t | 2 |
| | Brian Blades | at Denver 12/10/95 | 7 | 127 | 18.1 | 49 | 0 |
| | Joey Galloway | at N.Y. Jets 12/6/98 | 2 | 127 | 63.5 | 70t | 2 |
| | Darrell Jackson | vs. Arizona 9/17/06 | 5 | 127 | 25.4 | 49t | 1 |

100 YARDS RECEIVING (CONTINUED)

| | Player | Opponent | No. | Yds. | Avg. | LG | TD |
|-----|--------------------|---------------------------|-----|------|------|-----|----|
| 57 | Steve Largent | at Chicago 11/5/78 | 6 | 126 | 21.0 | 31 | 2 |
| | + Ricky Watters | vs. Denver 11/26/00 | 9 | 126 | 14.0 | 59 | 0 |
| 59 | Darrell Jackson | at Oakland 9/30/01 | 5 | 125 | 25.0 | 54 | 0 |
| | Darrell Jackson | vs. Arizona 9/25/05 | 8 | 125 | 15.6 | 48 | 0 |
| 61 | Brian Blades | at L.A. Raiders 12/11/88 | 4 | 123 | 30.8 | 55 | 2 |
| 62 | Sam McCullum | at Oakland 9/20/81 | 6 | 122 | 20.3 | 36t | 1 |
| | Brian Blades | at Denver 11/26/89 | 8 | 122 | 15.3 | 29 | 0 |
| | Tommy Kane | at Denver 9/15/91 | 6 | 122 | 20.3 | 38 | 0 |
| | Koren Robinson | vs. Cleveland 11/30/03 | 6 | 122 | 20.3 | 32 | 0 |
| 66 | Daryl Turner | at San Diego 9/15/85 | 7 | 121 | 17.3 | 34 | 4 |
| | Darrell Jackson | vs. Miami 10/28/01 | 5 | 121 | 24.2 | 64 | 1 |
| 68 | Steve Largent | at Kansas City 12/2/79 | 9 | 120 | 13.3 | 28 | 2 |
| 69 | ^ Itula Mili | at San Diego 12/29/02 | 7 | 119 | 17.0 | 49 | 0 |
| 70 | Steve Largent | vs. San Diego 10/4/81 | 5 | 118 | 23.6 | 34 | 1 |
| | Paul Johns | vs. Pittsburgh 10/23/83 | 6 | 118 | 19.7 | 28t | 1 |
| | Byron Franklin | vs. San Diego 10/6/86 | 5 | 118 | 23.6 | 46t | 1 |
| | Sean Dawkins | vs. Indianapolis 10/15/00 | 6 | 118 | 19.7 | 40 | 0 |
| 74 | + John L. Williams | at Chicago 12/20/87 | 8 | 117 | 14.6 | 75t | 1 |
| | Brian Blades | vs. San Diego 10/29/89 | 10 | 117 | 11.7 | 21 | 1 |
| | Joey Galloway | vs. Oakland 10/26/97 | 7 | 117 | 16.7 | 45 | 3 |
| 77 | Steve Largent | vs. San Diego 11/27/77 | 4 | 116 | 29.0 | 74t | 2 |
| | Steve Largent | vs. San Diego 9/18/83 | 8 | 116 | 14.5 | 41t | 2 |
| | Paul Johns | at Denver 11/20/83 | 9 | 116 | 12.9 | 20 | 0 |
| 80 | Steve Largent | at Cincinnati 9/6/81 | 8 | 114 | 14.3 | 36 | 1 |
| | * Joey Galloway | at Jacksonville 11/12/95 | 5 | 114 | 22.8 | 38 | 2 |
| | Sean Dawkins | at Kansas City 11/21/99 | 5 | 114 | 22.8 | 45t | 1 |
| | Darrell Jackson | at San Diego 12/30/01 | 5 | 114 | 22.8 | 48t | 2 |
| | Darrell Jackson | at San Francisco 12/1/02 | 7 | 114 | 16.3 | 37 | 2 |
| | Darrell Jackson | at San Francisco, 11/7/04 | 5 | 114 | 22.8 | 39t | 2 |
| 86 | Duke Ferguson | vs. Buffalo 10/30/77 | 4 | 113 | 28.3 | 45 | 1 |
| | Brian Blades | at L.A. Raiders 10/1/89 | 7 | 113 | 16.1 | 32 | 1 |
| | James McKnight | vs. Tennessee 11/29/98 | 5 | 113 | 22.6 | 59t | 1 |
| | Darrell Jackson | vs. Dallas, 12/6/04 | 9 | 113 | 12.6 | 35 | 1 |
| | Deion Branch | at San Francisco 11/19/06 | 7 | 113 | 16.1 | 38t | 1 |
| 91 | Sam McCullum | vs. St. Louis 9/12/76 | 4 | 112 | 28.0 | 72t | 2 |
| | Steve Raible | at Minnesota 11/14/76 | 3 | 112 | 37.7 | 80t | 1 |
| 93 | Steve Largent | vs. Chicago 12/12/82 | 8 | 111 | 13.9 | 34 | 0 |
| 94 | Steve Largent | at Denver 9/23/79 | 6 | 110 | 18.3 | 42 | 0 |
| | Steve Largent | at New Orleans 11/10/85 | 5 | 110 | 22.0 | 43 | 0 |
| | + John L. Williams | at San Diego 11/25/90 | 9 | 110 | 12.2 | 60 | 0 |
| 97 | Steve Largent | vs. Pittsburgh 11/28/82 | 5 | 109 | 21.8 | 45 | 0 |
| | Darrell Jackson | at Arizona, 10/24/04 | 8 | 109 | 13.6 | 30 | 1 |
| 99 | Steve Largent | vs. Cleveland 12/3/78 | 8 | 108 | 13.5 | 27 | 1 |
| | Steve Largent | vs. N.Y. Jets 11/2/86 | 7 | 108 | 15.4 | 30 | 1 |
| | * Joey Galloway | vs. Oakland 12/17/95 | 5 | 108 | 21.6 | 43 | 1 |
| | Joey Galloway | at Denver 12/1/96 | 5 | 108 | 21.6 | 43 | 0 |
| 103 | Sam McCullum | at N.Y. Jets 10/19/80 | 5 | 107 | 21.4 | 58 | 0 |
| | Ray Butler | vs. Denver 12/13/87 | 6 | 107 | 17.8 | 40t | 2 |
| | Brian Blades | at Cincinnati 12/10/89 | 6 | 107 | 17.8 | 60t | 1 |
| | Brian Blades | at Denver 9/15/91 | 5 | 107 | 21.4 | 47 | 1 |
| | Brian Blades | vs. Kansas City 9/3/95 | 8 | 107 | 13.4 | 23 | 1 |
| 108 | Steve Largent | vs. Buffalo 10/14/84 | 5 | 106 | 21.2 | 51t | 2 |
| | Joey Galloway | vs. San Diego 9/21/97 | 5 | 106 | 21.2 | 53 | 1 |
| | Bobby Engram | at Washington 10/2/05 | 9 | 106 | 11.8 | 26 | 0 |
| 111 | * David Sims | at Cincinnati 9/25/77 | 4 | 105 | 26.3 | 82t | 1 |
| | Paul Johns | at New England 9/16/84 | 8 | 105 | 13.1 | 25 | 0 |
| | Sean Dawkins | at Pittsburgh 9/26/99 | 5 | 105 | 21.0 | 43 | 0 |
| | Derrick Mayes | vs. Buffalo 10/24/99 | 6 | 105 | 17.5 | 43t | 2 |
| 115 | Steve Largent | vs. Detroit 12/2/84 | 8 | 104 | 13.0 | 22 | 2 |
| | Kelvin Martin | at Indianapolis 10/2/94 | 8 | 104 | 13.0 | 30t | 1 |
| | Darrell Jackson | at Denver 12/9/01 | 4 | 104 | 26.0 | 39 | 1 |
| | D.J. Hackett | at Arizona 12/10/06 | 4 | 104 | 26.0 | 47 | 1 |

* Rookie; + Running Back; ^ Tight End

100 YARDS RECEIVING (CONTINUED)

| | Player | Opponent | No. | Yds. | Avg. | LG | TD |
|------|-----------------|----------------------------|-----|------|------|-----|----|
| 119+ | * David Hughes | vs. Kansas City 9/27/81 | 12 | 103 | 8.6 | 22 | 0 |
| | Paul Johns | at Denver 11/21/82 | 5 | 103 | 20.6 | 35 | 0 |
| | Steve Largent | vs. Atlanta 10/13/85 | 8 | 103 | 12.9 | 27 | 1 |
| | Brian Blades | vs. San Diego 12/27/92 | 6 | 103 | 17.2 | 37 | 0 |
| | Koren Robinson | at San Diego 12/29/02 | 9 | 103 | 11.4 | 21 | 1 |
| 124 | Sam McCullum | vs. Denver 12/8/79 | 5 | 102 | 20.4 | 58 | 0 |
| | Steve Largent | at Cincinnati 11/16/86 | 7 | 102 | 14.6 | 28 | 0 |
| | Tommy Kane | at Pittsburgh 10/20/91 | 6 | 102 | 17.0 | 60t | 0 |
| | * Joey Galloway | at Buffalo 10/15/95 | 5 | 102 | 20.4 | 54t | 1 |
| | Darrell Jackson | vs. Oakland 11/11/01 | 7 | 102 | 14.6 | 31 | 1 |
| 130 | Darrell Jackson | vs. Cleveland 11/30/03 | 8 | 102 | 12.8 | 26t | 2 |
| | * Steve Largent | vs. New Orleans 11/21/76 | 6 | 101 | 16.8 | 22 | 1 |
| | Steve Largent | vs. Philadelphia 11/2/80 | 6 | 101 | 16.8 | 27 | 1 |
| | Steve Largent | vs. Kansas City 12/1/85 | 7 | 101 | 14.4 | 31 | 1 |
| | Steve Largent | vs. Denver 12/20/86 | 6 | 101 | 16.8 | 27 | 0 |
| 137 | Joey Galloway | vs. San Francisco 12/21/97 | 6 | 101 | 16.8 | 37 | 2 |
| | James Williams | at San Diego 12/30/01 | 4 | 101 | 25.3 | 46 | 1 |
| | Darrell Jackson | vs. Arizona, 12/26/04 | 6 | 101 | 16.8 | 53 | 0 |
| | James McKnight | vs. Oakland 10/26/97 | 4 | 100 | 25.0 | 42t | 1 |
| | Koren Robinson | vs. Washington 11/3/02 | 8 | 100 | 12.5 | 23 | 0 |

100 Yards: Largent 40, Jackson 19, Blades 17, Galloway 12, Robinson 7, McCullum 5, Johns 4, J.L. Williams 4, Dawkins 3, Kane 3, Butler 2, Jurevicius 2, Mayes 2, McKnight 2, Branch 1, Ingram 1, Ferguson 1, Franklin 1, Hackett 1, Hughes 1, Martin 1, Mili 1, Raible 1, Rice 1, Sims 1, Teal 1, Turner 1, Watters 1, J. Williams 1, C. Young 1.

3.0 SACKS

| | Player | Opponent | Sacks | Yards |
|----|------------------|---------------------------|-------|-------|
| 1. | Jacob Green | vs. N.Y. Giants 10/19/86 | 4.0 | 29.0 |
| | Michael Sinclair | vs. Kansas City 9/15/96 | 4.0 | 13.0 |
| | Michael McCrary | at Oakland 12/22/96 | 4.0 | 15.0 |
| 4. | Jacob Green | vs. L.A. Raiders 10/16/83 | 3.5 | 24.5 |
| 5. | Bill Gregory | vs. Denver 10/29/78 | 3.0 | 10.0 |
| | Jacob Green | vs. New England 12/18/83 | 3.0 | 29.0 |
| | Jacob Green | vs. Cleveland 9/3/84 | 3.0 | 24.0 |
| | Jeff Bryant | vs. Detroit 12/2/84 | 3.0 | 19.0 |
| | Jacob Green | vs. Cleveland 12/8/85 | 3.0 | 15.0 |
| | Jacob Green | vs. Philadelphia 11/23/86 | 3.0 | 12.0 |
| | Fredd Young | vs. Philadelphia 11/23/86 | 3.0 | 17.0 |
| | Jacob Green | vs. Kansas City 9/11/88 | 3.0 | 28.0 |
| | Rufus Porter | vs. San Diego 10/15/89 | 3.0 | 20.0 |
| | Jacob Green | vs. Detroit 12/30/90 | 3.0 | 14.0 |
| | Rufus Porter | vs. Denver 11/24/91 | 3.0 | 16.0 |
| | Cortez Kennedy | at New England 9/20/92 | 3.0 | 23.0 |
| | Michael Sinclair | vs. San Diego 10/3/93 | 3.0 | 23.0 |
| | Michael Sinclair | vs. Denver 9/8/96 | 3.0 | 19.0 |
| | Michael Sinclair | vs. Buffalo 12/8/96 | 3.0 | 15.0 |
| | Michael McCrary | at Jacksonville 12/15/96 | 3.0 | 13.0 |
| | Chad Brown | at Indianapolis 9/14/97 | 3.0 | 27.0 |
| | Cortez Kennedy | at Green Bay 11/1/99 | 3.0 | 30.0 |
| | John Randle | at San Diego 12/29/02 | 3.0 | 26.0 |
| | Craig Terrill | vs. Oakland 11/6/06 | 3.0 | 13.0 |

3.0 Sacks: Green 8, Sinclair 4, Kennedy 2, McCrary 2, Porter 2, Brown 1, Bryant 1, Gregory 1, Randle 1, Terrill 1, Young 1.

TOP SINGLE-GAME OPPONENT PERFORMANCES

100 YARDS RUSHING (CHRONOLOGICAL)

| | Player | Team, Date | Att. | Yds. | Avg. | LG | TD |
|----|-------------------|---------------------------|------|------|------|-----|----|
| 1 | Terry Metcalf | vs. St. Louis 9/12/76 | 16 | 113 | 7.1 | 36 | 0 |
| | Jim Otis | vs. St. Louis 9/12/76 | 27 | 140 | 5.2 | 18 | 1 |
| 3 | Mike Thomas | vs. Washington 9/19/76 | 27 | 143 | 5.3 | 24 | 1 |
| 4 | Robert Newhouse | vs. Dallas 10/3/76 | 19 | 120 | 6.3 | 24 | 1 |
| 5 | Sonny Collins | vs. Atlanta 11/7/76 | 17 | 100 | 5.9 | 47 | 0 |
| 6 | Chuck Foreman | vs. Minnesota 11/14/76 | 17 | 100 | 5.9 | 36 | 0 |
| 7 | Walter Payton | vs. Chicago 12/5/76 | 27 | 183 | 6.8 | 44 | 0 |
| 8 | Tom Sullivan | at Philadelphia 12/12/76 | 23 | 121 | 5.3 | 26 | 2 |
| 9 | Lydell Mitchell | vs. Baltimore 9/18/77 | 32 | 114 | 3.6 | 14 | 0 |
| 10 | Sam Cunningham | at New England 10/9/77 | 31 | 101 | 3.3 | 26 | 0 |
| 11 | Clarence Davis | at Oakland 11/6/77 | 18 | 100 | 5.6 | 24 | 1 |
| 12 | Franco Harris | at Pittsburgh 12/4/77 | 23 | 103 | 4.5 | 11 | 0 |
| 13 | Greg Pruitt | vs. Cleveland 12/18/77 | 22 | 127 | 5.8 | 18 | 1 |
| 14 | Dexter Bussey | vs. Detroit 9/24/78 | 20 | 120 | 6.0 | 29t | 1 |
| 15 | Terdell Middleton | at Green Bay 10/15/78 | 23 | 121 | 5.3 | 25 | 4 |
| 16 | Walter Payton | at Chicago 11/5/78 | 18 | 109 | 6.1 | 12 | 1 |
| 17 | Greg Pruitt | vs. Cleveland 12/3/78 | 12 | 113 | 9.4 | 44 | 0 |
| 18 | Tony Reed | vs. Kansas City 12/17/78 | 11 | 121 | 11.0 | 62t | 1 |
| 19 | Ted McKnight | vs. Kansas City 9/30/79 | 12 | 147 | 12.3 | 84t | 2 |
| 20 | Mike Pruitt | at Cleveland 11/11/79 | 15 | 141 | 9.4 | 65t | 2 |
| 21 | John Cappelletti | vs. San Diego 9/7/80 | 16 | 112 | 7.0 | 46 | 0 |
| 22 | Mike Pruitt | vs. Cleveland 10/12/80 | 24 | 116 | 4.8 | 22t | 2 |
| 23 | Tony Dorsett | at Dallas 11/27/80 | 24 | 107 | 4.5 | 16 | 2 |
| 24 | Billy Taylor | vs. N.Y. Giants 12/7/80 | 19 | 103 | 5.4 | 30t | 1 |
| 25 | Earl Campbell | vs. Houston 10/11/81 | 39 | 186 | 4.8 | 27 | 2 |
| 26 | Rob Carpenter | vs. N.Y. Giants 10/18/81 | 21 | 116 | 5.5 | 22 | 1 |
| 27 | Gerry Ellis | at Green Bay 11/1/81 | 23 | 127 | 5.5 | 19 | 0 |
| 28 | Chuck Muncie | vs. San Diego 11/16/81 | 20 | 151 | 7.6 | 73t | 2 |
| 29 | James Hadnot | at Kansas City 11/22/81 | 10 | 106 | 10.6 | 24 | 0 |
| 30 | Mike Pruitt | vs. Cleveland 9/12/82 | 30 | 136 | 4.5 | 10 | 2 |
| 31 | Earl Campbell | at Houston 9/19/82 | 30 | 142 | 4.7 | 19 | 1 |
| 32 | Marcus Allen | vs. L.A. Raiders 12/5/82 | 24 | 156 | 6.5 | 53 | 2 |
| 33 | Tony Collins | vs. New England 12/19/82 | 32 | 103 | 3.2 | 11 | 0 |
| 34 | Freeman McNeil | at N.Y. Jets 9/11/83 | 22 | 140 | 6.4 | 19 | 0 |
| 35 | Mike Pruitt | at Cleveland 10/2/83 | 24 | 107 | 4.5 | 10 | 0 |
| 36 | Franco Harris | vs. Pittsburgh 10/23/83 | 31 | 132 | 4.3 | 11 | 1 |
| 37 | Ottis Anderson | at St. Louis 11/13/83 | 29 | 130 | 4.5 | 16 | 0 |
| 38 | Tony Dorsett | vs. Dallas 12/4/83 | 26 | 117 | 4.5 | 17 | 2 |
| 39 | Tony Collins | at New England 9/16/84 | 20 | 107 | 5.4 | 21 | 0 |
| 40 | Walter Payton | vs. Chicago 9/23/84 | 24 | 116 | 4.8 | 25 | 0 |
| 41 | Greg Bell | vs. Buffalo 10/14/84 | 28 | 113 | 4.0 | 22 | 0 |
| 42 | Larry Kinnebrew | at Cincinnati 11/18/84 | 22 | 119 | 5.4 | 12 | 0 |
| 43 | Larry Kinnebrew | at Cincinnati 9/8/85 | 18 | 101 | 5.6 | 16 | 1 |
| 44 | Eric Dickerson | vs. L.A. Rams 9/23/85 | 31 | 150 | 4.8 | 43 | 3 |
| 45 | Gerald Riggs | vs. Atlanta 10/13/85 | 23 | 139 | 6.0 | 30 | 0 |
| 46 | Freeman McNeil | vs. N.Y. Jets 10/27/85 | 22 | 151 | 6.8 | 30 | 0 |
| 47 | Marcus Allen | vs. L.A. Raiders 11/3/85 | 19 | 101 | 5.3 | 12 | 0 |
| 48 | Marcus Allen | at L.A. Raiders 12/15/85 | 27 | 109 | 4.0 | 14 | 1 |
| 49 | George Rogers | at Washington 9/28/86 | 25 | 115 | 4.6 | 24 | 2 |
| 50 | Joe Morris | vs. N.Y. Giants 10/19/86 | 24 | 116 | 4.8 | 16 | 0 |
| 51 | Marc Logan | vs. Cincinnati 10/11/87 | 16 | 103 | 6.4 | 30 | 1 |
| 52 | Bo Jackson | vs. L.A. Raiders 11/30/87 | 18 | 221 | 12.3 | 91t | 2 |
| 53 | Frank Pollard | at Pittsburgh 12/6/87 | 22 | 106 | 4.8 | 15 | 1 |
| 54 | Gary Anderson | at San Diego 9/18/88 | 19 | 120 | 6.3 | 25t | 1 |
| 55 | Roger Craig | vs. San Francisco 9/25/88 | 21 | 107 | 5.1 | 24 | 0 |
| 56 | John Settle | at Atlanta 10/2/88 | 21 | 115 | 5.5 | 20 | 0 |
| 57 | John Stephens | at New England 12/4/88 | 31 | 121 | 3.9 | 21 | 0 |
| 58 | Christian Okoye | vs. Kansas City 10/8/89 | 30 | 156 | 5.2 | 21 | 1 |
| 59 | Christian Okoye | at Kansas City 11/5/89 | 37 | 126 | 3.4 | 16 | 1 |

100 YARDS RUSHING (CONTINUED)

| | Player | Team, Date | Att. | Yds. | Avg. | LG | TD |
|-----|------------------|---------------------------|------|------|------|-----|----|
| 60 | Neil Anderson | at Chicago 9/9/90 | 20 | 101 | 5.1 | 17 | 2 |
| 61 | Bobby Humphrey | at Denver 9/23/90 (OT) | 25 | 129 | 5.2 | 26 | 0 |
| 62 | Marion Butts | at San Diego 11/25/90 | 28 | 128 | 4.6 | 19 | 0 |
| 63 | Harold Green | vs. Cincinnati 9/6/92 | 21 | 123 | 5.9 | 52 | 0 |
| 64 | Barry Foster | at Pittsburgh 12/6/92 | 33 | 125 | 3.8 | 12 | 1 |
| 65 | Herschel Walker | vs. Philadelphia 12/13/92 | 23 | 111 | 4.8 | 18 | 1 |
| 66 | Barry Sanders | at Detroit 10/17/93 | 22 | 101 | 4.6 | 29 | 0 |
| 67 | Leonard Russell | vs. Denver 10/9/94 | 22 | 103 | 4.7 | 22 | 0 |
| 68 | Natrone Means | at San Diego 10/30/94 | 26 | 104 | 4.0 | 20 | 1 |
| 69 | Leonard Russell | at Denver 11/13/94 | 19 | 109 | 5.7 | 22 | 1 |
| 70 | Eric Rhett | vs. Tampa Bay 11/20/94 | 24 | 111 | 4.6 | 27 | 0 |
| 71 | Marshall Faulk | vs. Indianapolis 12/4/94 | 27 | 129 | 4.8 | 45t | 1 |
| 72 | Greg Hill | vs. Kansas City 9/3/95 | 15 | 109 | 7.3 | 27 | 0 |
| 73 | Natrone Means | at San Diego 9/10/95 | 26 | 115 | 4.4 | 9 | 0 |
| 74 | Harvey Williams | at Oakland 10/8/95 | 19 | 160 | 8.4 | 37 | 0 |
| 75 | Adrian Murrell | vs. N.Y. Jets 11/26/95 | 24 | 116 | 4.8 | 21 | 1 |
| 76 | Glyn Milburn | at Denver 12/10/95 | 18 | 131 | 7.3 | 23 | 0 |
| 77 | Greg Hill | at Kansas City 12/24/95 | 21 | 113 | 5.4 | 16 | 0 |
| 78 | Terrell Davis | vs. Denver 9/8/96 | 28 | 111 | 3.9 | 17 | 0 |
| 79 | Barry Sanders | at Detroit 11/17/96 | 16 | 134 | 8.4 | 40 | 1 |
| 80 | Napolean Kaufman | vs. Oakland 11/24/96 | 15 | 104 | 6.9 | 21 | 0 |
| 81 | Terrell Davis | at Denver 12/1/96 | 26 | 106 | 4.1 | 16 | 1 |
| 82 | Adrian Murrell | vs. N.Y. Jets 8/31/97 | 24 | 131 | 5.5 | 15 | 0 |
| 83 | Terrell Davis | vs. Denver 9/7/97 | 21 | 107 | 5.1 | 14 | 1 |
| 84 | Eddie George | vs. Tennessee 10/5/97 | 26 | 116 | 4.5 | 22 | 0 |
| 85 | Napolean Kaufman | vs. Oakland 10/26/97 | 17 | 112 | 6.6 | 55 | 1 |
| 86 | Terrell Davis | at Denver 11/2/97 | 21 | 101 | 4.8 | 19 | 0 |
| 87 | Jerome Bettis | at Pittsburgh 9/27/98 | 28 | 138 | 4.9 | 23 | 0 |
| 88 | Terrell Davis | vs. Denver 10/11/98 | 30 | 208 | 6.9 | 70 | 1 |
| 89 | Terrell Davis | at Denver 12/27/98 | 29 | 178 | 6.1 | 21 | 0 |
| 90 | Tyrone Wheatley | vs. Oakland 10/3/99 | 20 | 100 | 5.0 | 23 | 1 |
| 91 | Dorsey Levens | at Green Bay 11/1/99 | 24 | 104 | 4.3 | 15 | 0 |
| 92 | Olandis Gary | at Denver 12/19/99 | 22 | 183 | 8.3 | 71 | 0 |
| 93 | Curtis Martin | at N.Y. Jets 1/2/00 | 34 | 158 | 4.6 | 50 | 1 |
| 94 | Lamar Smith | at Miami 9/3/00 | 27 | 145 | 5.4 | 36 | 1 |
| 95 | Ricky Williams | vs. New Orleans 9/17/00 | 23 | 107 | 4.7 | 15 | 0 |
| 96 | Tim Biakabutuka | at Carolina 10/8/00 | 23 | 103 | 4.5 | 43 | 0 |
| 97 | Edgerrin James | vs. Indianapolis 10/15/00 | 38 | 219 | 5.8 | 26 | 3 |
| 98 | Tyrone Wheatley | at Oakland 10/22/00 | 15 | 156 | 10.4 | 80 | 1 |
| 99 | Fred Taylor | at Jacksonville 11/12/00 | 21 | 103 | 4.9 | 19 | 1 |
| 100 | Mike Anderson | vs. Denver 11/26/00 | 30 | 195 | 6.5 | 80 | 2 |
| 101 | Mike Anderson | at Denver 12/10/00 | 29 | 131 | 4.5 | 19 | 2 |
| 102 | Tyrone Wheatley | vs. Oakland 12/16/00 | 26 | 146 | 5.6 | 67 | 0 |
| 103 | Antowain Smith | vs. Buffalo 12/23/00 | 17 | 147 | 8.6 | 59 | 3 |
| 104 | Stephen Davis | at Washington 11/4/01 | 32 | 142 | 4.4 | 20 | 1 |
| 105 | Priest Holmes | at Kansas City 11/25/01 | 26 | 120 | 4.6 | 12 | 0 |
| 106 | Terrell Davis | at Denver 12/9/01 | 19 | 109 | 5.7 | 57 | 0 |
| 107 | Priest Holmes | vs. Kansas City 1/6/02 | 23 | 117 | 5.1 | 22 | 0 |
| 108 | Charlie Garner | at Oakland 9/8/02 | 15 | 127 | 8.5 | 28 | 1 |
| 109 | Thomas Jones | vs. Arizona 9/15/02 | 24 | 173 | 7.2 | 58t | 1 |
| 110 | Marshall Faulk | at St. Louis 10/20/02 | 32 | 183 | 5.7 | 40 | 3 |
| 111 | Emmitt Smith | at Dallas 10/27/02 | 24 | 109 | 7.8 | 14 | 1 |
| 112 | Kenny Watson | vs. Washington 11/3/02 | 23 | 110 | 4.8 | 23 | 0 |
| 113 | Clinton Portis | vs. Denver 11/17/02 | 23 | 136 | 5.9 | 34 | 0 |
| 114 | Priest Holmes | vs. Kansas City 11/24/02 | 23 | 197 | 8.6 | 30 | 2 |
| 115 | Garrison Hearst | at San Francisco 12/1/02 | 31 | 124 | 4.0 | 31 | 3 |
| 116 | Duce Staley | vs. Philadelphia 12/8/02 | 21 | 100 | 4.8 | 21t | 1 |
| 117 | Warrick Dunn | at Atlanta 12/15/02 | 20 | 101 | 5.1 | 31 | 0 |
| 118 | Ahman Green | at Green Bay 10/5/03 | 27 | 118 | 4.4 | 16 | 2 |
| 119 | Rudi Johnson | at Cincinnati 10/26/03 | 27 | 101 | 3.7 | 18t | 1 |
| 120 | Jamal Lewis | at Baltimore 11/23/03 | 26 | 117 | 4.5 | 14 | 0 |
| 121 | Michael Bennett | at Minnesota 12/7/03 | 25 | 103 | 4.1 | 18 | 0 |
| 122 | Corey Dillon | at New England 10/17/04 | 23 | 105 | 4.6 | 15 | 2 |
| 123 | Emmitt Smith | at Arizona 10/24/04 | 26 | 106 | 4.1 | 26 | 1 |

100 YARDS RUSHING (CONTINUED)

| | Player | Team, Date | Att. | Yds. | Avg. | LG | TD |
|-----|---------------------|-------------------------------|------|------|------|-----|----|
| 124 | Marshall Faulk | at St. Louis 11/14/04 | 18 | 139 | 7.7 | 40 | 0 |
| 125 | Willis McGahee | vs. Buffalo 11/28/04 | 28 | 116 | 4.1 | 30t | 4 |
| 126 | Julius Jones | vs. Dallas 12/6/04 | 30 | 198 | 6.6 | 53 | 3 |
| 127 | Curtis Martin | at N.Y. Jets 12/19/04 | 24 | 134 | 5.6 | 20 | 2 |
| 128 | Warrick Dunn | vs. Atlanta 1/2/05 | 25 | 132 | 5.3 | 26 | 0 |
| 129 | Tiki Barber | vs. N.Y. Giants 11/27/05 (OT) | 26 | 151 | 5.8 | 49 | 0 |
| 130 | Chester Taylor | vs. Minnesota 10/22/06 | 26 | 169 | 6.5 | 95t | 1 |
| 131 | Larry Johnson | at Kansas City 10/29/06 | 39 | 155 | 4.0 | 38 | 3 |
| 132 | Frank Gore | at San Francisco 11/19/06 | 24 | 212 | 8.8 | 51 | 0 |
| 133 | Tatum Bell | at Denver 12/3/06 | 23 | 133 | 5.9 | 31 | 0 |
| 134 | Edgerrin James | at Arizona 12/10/06 | 26 | 115 | 4.4 | 17 | 1 |
| 135 | Frank Gore | vs. San Francisco 12/14/06 | 29 | 144 | 5.0 | 40 | 1 |
| 136 | LaDainian Tomlinson | vs. San Diego 12/24/06 | 22 | 123 | 5.6 | 62 | 0 |

300 YARDS PASSING (CHRONOLOGICAL)

| | Player | Team, Date | Att. | Comp. | Yds. | TD | Int. |
|----|--------------------|--------------------------------|------|-------|------|----|------|
| 1 | Ken Stabler | vs. Oakland 9/16/79 | 37 | 25 | 343 | 1 | 2 |
| 2 | Steve DeBerg | at San Francisco 10/7/79 | 40 | 31 | 306 | 1 | 1 |
| 3 | Dan Fouts | at San Diego 10/14/79 | 35 | 28 | 318 | 3 | 0 |
| 4 | Ken Stabler | at Oakland 12/16/79 | 47 | 31 | 342 | 1 | 2 |
| 5 | Dan Fouts | at San Diego 12/13/80 | 42 | 29 | 339 | 1 | 2 |
| 6 | Dan Fouts | at San Diego 10/4/81 | 41 | 30 | 302 | 3 | 0 |
| 7 | Dan Fouts | vs. San Diego 9/18/83 | 41 | 21 | 338 | 4 | 3 |
| 8 | Brian Sipe | at Cleveland 10/2/83 | 40 | 25 | 310 | 1 | 3 |
| 9 | Dan Fouts | at San Diego 10/9/83 | 36 | 28 | 331 | 1 | 2 |
| 10 | Bill Kenney | vs. Kansas City 11/27/83 | 38 | 21 | 311 | 4 | 0 |
| 11 | Jeff Rutledge | at N.Y. Giants 12/11/83 | 52 | 29 | 349 | 0 | 2 |
| 12 | Dan Fouts | vs. San Diego 9/9/84 | 40 | 23 | 332 | 2 | 4 |
| 13 | Wade Wilson | at L.A. Raiders 10/7/84 | 19 | 12 | 309 | 2 | 0 |
| 14 | Lynn Dickey | vs. Green Bay 10/21/84 | 38 | 24 | 364 | 3 | 3 |
| 15 | Bill Kenney | at Kansas City 12/9/84 | 37 | 18 | 312 | 2 | 0 |
| 16 | Dan Fouts | at San Diego 9/15/85 | 43 | 29 | 440 | 4 | 1 |
| 17 | Mark Herrmann | vs. San Diego 10/6/85 | 35 | 26 | 344 | 3 | 3 |
| 18 | John Elway | vs. Denver 12/20/85 | 42 | 24 | 432 | 1 | 0 |
| 19 | Tony Eason | at New England 9/21/86 | 45 | 26 | 414 | 3 | 0 |
| 20 | John Elway | at Denver 10/26/86 | 32 | 18 | 321 | 1 | 1 |
| 21 | Ken O'Brien | vs. N.Y. Jets 11/2/86 | 32 | 26 | 431 | 4 | 0 |
| 22 | Boomer Esiason | at Cincinnati 11/16/86 | 33 | 22 | 334 | 1 | 1 |
| 23 | John Elway | at Denver 9/13/87 | 32 | 22 | 338 | 4 | 1 |
| 24 | John Elway | vs. Denver 12/13/87 | 42 | 21 | 335 | 1 | 2 |
| 25 | Bill Kenney | at Kansas City 12/27/87 | 35 | 23 | 320 | 3 | 0 |
| 26 | Joe Montana | vs. San Francisco 9/25/88 | 29 | 20 | 302 | 4 | 1 |
| 27 | Jim Everett | at L.A. Rams 10/23/88 | 27 | 20 | 311 | 3 | 0 |
| 28 | Jay Schroeder | vs. L.A. Raiders 12/18/88 | 49 | 22 | 354 | 3 | 1 |
| 29 | John Elway | vs. Denver 10/22/89 | 35 | 18 | 344 | 2 | 0 |
| 30 | Randall Cunningham | vs. Philadelphia 12/13/92 (OT) | 44 | 27 | 365 | 0 | 1 |
| 31 | Warren Moon | at Houston 11/7/93 | 55 | 36 | 369 | 2 | 2 |
| 32 | Steve Beuerlein | vs. Phoenix 12/19/93 (OT) | 53 | 34 | 431 | 3 | 2 |
| 33 | Jeff Blake | vs. Cincinnati 11/6/94 | 43 | 31 | 387 | 0 | 1 |
| 34 | Jeff Hostetler | at Oakland 10/8/95 | 33 | 20 | 333 | 2 | 0 |
| 35 | Jim Kelly | vs. Buffalo 12/8/96 | 41 | 24 | 324 | 1 | 2 |
| 36 | Eric Zeier | at Baltimore 12/8/97 | 28 | 17 | 302 | 1 | 0 |
| 37 | Trent Green | vs. Washington 9/20/98 | 54 | 27 | 383 | 0 | 1 |
| 38 | Vinny Testaverde | at N.Y. Jets 12/6/98 | 63 | 42 | 418 | 2 | 1 |
| 39 | Peyton Manning | vs. Indianapolis 12/20/98 | 39 | 23 | 335 | 1 | 1 |
| 40 | John Elway | at Denver 12/27/98 | 36 | 26 | 338 | 4 | 0 |
| 41 | Elvis Grbac | at Kansas City 11/21/99 | 49 | 30 | 322 | 0 | 1 |
| 42 | Kurt Warner | vs. St. Louis 9/10/00 | 47 | 35 | 386 | 1 | 1 |
| 43 | Steve Beuerlein | at Carolina 10/8/00 | 39 | 27 | 332 | 2 | 1 |
| 44 | Elvis Grbac | vs. Kansas City 10/29/00 | 35 | 22 | 342 | 3 | 3 |
| 45 | Mark Brunell | at Jacksonville 11/12/00 | 34 | 24 | 340 | 1 | 0 |
| 46 | Doug Flutie | vs. Buffalo 12/23/00 | 25 | 20 | 366 | 3 | 0 |
| 47 | Alex Van Pelt | at Buffalo 11/18/01 | 42 | 28 | 316 | 2 | 0 |

300 YARDS PASSING (CONTINUED)

| Player | Team, Date | Att. | Comp. | Yds. | TD | Int. |
|-------------------|----------------------------|------|-------|------|----|------|
| 48 Kerry Collins | at N.Y. Giants 12/23/01 | 47 | 30 | 338 | 1 | 0 |
| 49 Doug Flutie | at San Diego 12/30/01 | 53 | 34 | 377 | 1 | 2 |
| 50 Trent Green | vs. Kansas City 11/17/02 | 34 | 26 | 343 | 2 | 1 |
| 51 Drew Brees | at San Diego 12/29/02 | 49 | 27 | 332 | 3 | 1 |
| 52 Anthony Wright | at Baltimore 11/23/03 (OT) | 37 | 20 | 319 | 4 | 0 |
| 53 Marc Bulger | vs. St. Louis 10/10/04 | 42 | 24 | 325 | 3 | 3 |
| 54 Marc Bulger | at St. Louis 10/9/05 | 40 | 26 | 336 | 2 | 1 |
| 55 Kurt Warner | at Arizona 11/6/05 | 48 | 29 | 334 | 1 | 3 |
| 56 Marc Bulger | vs. St. Louis 11/13/05 | 40 | 28 | 304 | 1 | 1 |
| 57 Eli Manning | vs. N.Y. Giants 11/27/05 | 53 | 29 | 344 | 2 | 1 |
| 58 Steve McNair | at Tennessee 12/18/05 | 38 | 23 | 310 | 2 | 0 |
| 59 Marc Bulger | at St. Louis 10/15/06 | 39 | 26 | 360 | 3 | 1 |
| 60 Damon Huard | at Kansas City 10/29/06 | 25 | 17 | 312 | 1 | 0 |

100 YARDS RECEIVING (CHRONOLOGICAL)

| Player | Team, Date | Yds. | No. | Avg. | LG | TD |
|-----------------------|-------------------------------|------|-----|------|-----|----|
| 1 Willie McGee | vs. San Francisco 9/26/76 | 104 | 5 | 20.8 | 52t | 1 |
| 2 James Scott | vs. Chicago 12/5/76 | 106 | 3 | 35.3 | 63t | 2 |
| 3 Isaac Curtis | at Cincinnati 9/25/77 | 100 | 3 | 33.3 | 54 | 1 |
| 4 Morris Owens | vs. Tampa Bay 10/16/77 | 166 | 9 | 18.4 | 67t | 1 |
| 5 Duriel Harris | at Miami 9/9/79 | 117 | 5 | 23.4 | 51 | 0 |
| 6 Cliff Branch | vs. Oakland 9/16/79 | 156 | 7 | 22.3 | 47 | 0 |
| 7 ^ Riley Odums | at Denver 9/23/79 | 125 | 5 | 25.0 | 45 | 0 |
| 8 John Jefferson | at San Diego 10/14/79 | 137 | 9 | 15.2 | 49t | 2 |
| 9 ^ Henry Childs | vs. New Orleans 11/18/79 | 121 | 6 | 20.2 | 34 | 0 |
| 10 ^ Jerome Barkum | vs. N.Y. Jets 11/26/79 | 103 | 6 | 17.2 | 40 | 0 |
| 11 Cliff Branch | at Oakland 12/16/79 | 109 | 10 | 10.9 | 15 | 0 |
| 12 John Jefferson | vs. San Diego 9/7/80 | 103 | 6 | 17.2 | 23t | 2 |
| 13 Stanley Morgan | vs. New England 9/21/80 | 108 | 2 | 54.0 | 68t | 2 |
| 14 Charles Smith | vs. Philadelphia 11/2/80 | 109 | 5 | 21.8 | 38 | 1 |
| 15 Earnest Gray | vs. N.Y. Giants 12/7/80 | 114 | 3 | 38.0 | 50t | 2 |
| 16 John Jefferson | at San Diego 12/13/80 | 113 | 8 | 14.1 | 19t | 1 |
| 17 ^ Kellen Winslow | vs. San Diego 11/16/81 | 106 | 7 | 15.1 | 31 | 0 |
| 18 Dave Logan | vs. Cleveland 12/20/81 | 101 | 5 | 20.2 | 26 | 1 |
| 19 Carlos Carson | at Kansas City 9/4/83 | 104 | 7 | 14.9 | 48 | 1 |
| 20 Wesley Walker | at N.Y. Jets 9/11/83 | 116 | 3 | 38.7 | 48t | 1 |
| 21 ^ Eric Sievers | vs. San Diego 9/18/83 | 115 | 6 | 19.2 | 27t | 2 |
| 22 ^ Todd Christensen | vs. L.A. Raiders 10/16/83 | 152 | 11 | 13.8 | 22t | 3 |
| 23 Marcus Allen | at L.A. Raiders 10/30/83 | 104 | 8 | 13.0 | 36 | 0 |
| 24 Steve Watson | vs. Denver 11/6/83 | 110 | 7 | 15.7 | 25t | 1 |
| 25 Steve Watson | at Denver 11/20/83 | 119 | 4 | 29.8 | 78t | 1 |
| 26 Carlos Carson | vs. Kansas City 11/27/83 (OT) | 149 | 7 | 21.3 | 35 | 1 |
| 27 Byron Williams | at N.Y. Giants 12/11/83 | 103 | 7 | 14.7 | 24 | 0 |
| 28 ^ Pete Holohan | vs. San Diego 9/9/84 | 133 | 6 | 22.2 | 51 | 0 |
| 29 + Marcus Allen | at L.A. Raiders 10/7/84 | 173 | 4 | 32.3 | 92 | 1 |
| 30 James Lofton | at Green Bay 10/21/84 | 162 | 5 | 32.4 | 79t | 2 |
| 31 Henry Marshall | at Kansas City 12/9/84 | 166 | 8 | 20.8 | 36 | 1 |
| 32 Cris Collinsworth | at Cincinnati 9/8/85 | 101 | 4 | 25.3 | 71 | 0 |
| 33 Wes Chandler | at San Diego 9/15/85 | 243 | 13 | 18.7 | 45 | 1 |
| 34 Wes Chandler | vs. San Diego 10/6/85 | 150 | 9 | 16.7 | 59 | 2 |
| 35 Stanley Morgan | at New England 9/21/86 | 161 | 7 | 23.0 | 44t | 3 |
| 36 Art Monk | at Washington 9/28/86 | 103 | 5 | 20.6 | 69 | 0 |
| 37 Al Toon | vs. N.Y. Jets 11/2/86 | 195 | 9 | 21.7 | 50t | 2 |
| Wesley Walker | vs. N.Y. Jets 11/2/86 | 161 | 6 | 26.8 | 83t | 1 |
| 39 ^ Kellen Winslow | at San Diego 12/14/86 | 105 | 8 | 13.1 | 28 | 1 |
| 40 ^ Todd Christensen | at L.A. Raiders 10/25/87 | 124 | 8 | 15.5 | 20 | 1 |
| 41 Carlos Carson | at Kansas City 12/27/87 | 120 | 4 | 30.0 | 81t | 1 |
| Stephon Paige | at Kansas City 12/27/87 | 100 | 7 | 14.3 | 46t | 1 |
| 43 Paul Palmer | vs. Kansas City 9/11/88 | 105 | 8 | 13.1 | 27 | 0 |
| 44 Jerry Rice | vs. San Francisco 9/25/88 | 163 | 6 | 27.2 | 69t | 3 |
| 45 Henry Ellard | at L.A. Rams 10/23/88 | 101 | 7 | 14.4 | 20 | 0 |
| 46 Drew Hill | vs. Houston 11/13/88 | 139 | 8 | 17.4 | 57t | 1 |

+ Running Back; ^ Tight End

100 YARDS RECEIVING (CONTINUED)

| | Player | Team, Date | Yds. | No. | Avg. | LG | TD |
|-----|-------------------|--------------------------------|------|-----|------|-----|----|
| 47 | Stephon Paige | at Kansas City 11/20/88 | 106 | 5 | 21.2 | 49 | 0 |
| 48 | Tim Brown | vs. L.A. Raiders 11/28/88 | 114 | 4 | 28.5 | 49t | 1 |
| 49 | Mark Jackson | vs. Denver 12/11/88 | 137 | 7 | 19.6 | 35 | 1 |
| 50 | Mervyn Fernandez | at L.A. Raiders 12/18/88 | 113 | 4 | 28.3 | 54t | 1 |
| | Willie Gault | at L.A. Raiders 12/18/88 | 108 | 2 | 54.0 | 57 | 1 |
| 52 | Mike Quick | at Philadelphia 9/10/89 | 140 | 6 | 23.3 | 40 | 1 |
| 53 | Roy Green | vs. Phoenix 9/17/89 | 166 | 8 | 20.8 | 59t | 3 |
| | J.T. Smith | vs. Phoenix 9/17/89 | 104 | 7 | 14.9 | 25t | 1 |
| 55 | Mervyn Fernandez | at L.A. Raiders 10/1/89 | 113 | 7 | 16.1 | 36t | 1 |
| 56 | Anthony Miller | at San Diego 10/15/89 | 116 | 7 | 16.6 | 44 | 0 |
| 57 | Michael Young | vs. Denver 10/22/89 | 137 | 6 | 22.8 | 47 | 0 |
| 58 | Vance Johnson | at Denver 11/26/89 | 154 | 6 | 25.7 | 69 | 2 |
| 59 | ^ Tim McGee | at Cincinnati 12/10/89 | 109 | 7 | 15.6 | 23 | 1 |
| 60 | Gary Clark | vs. Washington 12/23/89 | 149 | 9 | 16.6 | 44t | 1 |
| 61 | Vance Johnson | at Denver 9/23/90 | 120 | 9 | 13.3 | 22 | 0 |
| 62 | Hart Lee Dykes | at New England 10/7/90 | 103 | 5 | 20.6 | 35t | 1 |
| 63 | Eddie Brown | at Cincinnati 10/6/91 | 117 | 7 | 16.7 | 43 | 0 |
| 64 | Anthony Miller | at San Diego 11/10/91 | 124 | 5 | 24.8 | 58 | 0 |
| 65 | ^ Ethan Horton | at L.A. Raiders 11/17/91 | 123 | 7 | 17.6 | 51t | 1 |
| 66 | John Taylor | vs. San Francisco 12/8/91 | 113 | 7 | 16.1 | 41 | 1 |
| 67 | Irving Fryar | at New England 9/20/92 | 101 | 6 | 16.8 | 36t | 1 |
| 68 | Anthony Miller | at San Diego 10/4/92 | 142 | 9 | 15.8 | 67t | 2 |
| 69 | Michael Irvin | at Dallas 10/11/92 | 113 | 6 | 18.8 | 24 | 0 |
| 70 | Fred Barnett | vs. Philadelphia 12/13/92 (OT) | 161 | 9 | 17.9 | 53 | 1 |
| 71 | ^ Tony McGee | at Cincinnati 9/26/93 | 102 | 7 | 14.6 | 37 | 0 |
| 72 | Anthony Miller | vs. San Diego 10/3/93 | 123 | 10 | 12.3 | 20 | 1 |
| 73 | Webster Slaughter | at Houston 11/7/93 | 135 | 9 | 15.0 | 36 | 1 |
| 74 | Gary Clark | vs. Phoenix 12/19/93 (OT) | 152 | 12 | 12.7 | 28 | 1 |
| 75 | ^ Eric Green | vs. Pittsburgh 12/26/93 | 119 | 7 | 17.0 | 41 | 0 |
| 76 | Henry Ellard | at Washington 9/4/94 | 105 | 7 | 15.0 | 25 | 0 |
| 77 | Tony Martin | vs. San Diego 9/18/94 | 152 | 6 | 25.3 | 99t | 1 |
| 78 | Darnay Scott | vs. Cincinnati 11/6/94 (OT) | 157 | 7 | 22.4 | 76 | 0 |
| 79 | Tim Brown | vs. L.A. Raiders 12/18/94 | 107 | 4 | 26.8 | 77t | 1 |
| 80 | Willie Davis | vs. Kansas City 9/3/95 | 155 | 6 | 25.8 | 60t | 2 |
| 81 | Tony Martin | at San Diego 9/10/95 | 163 | 13 | 12.5 | 24 | 0 |
| 82 | Tim Brown | at Oakland 10/8/95 | 143 | 5 | 28.6 | 80t | 1 |
| 83 | Bill Brooks | at Buffalo 10/15/95 | 109 | 6 | 18.2 | 30 | 2 |
| 84 | Mike Sherrard | vs. N.Y. Giants 11/5/95 | 128 | 6 | 21.3 | 30 | 1 |
| 85 | Antonio Freeman | vs. Green Bay 9/29/96 | 108 | 7 | 15.4 | 28 | 2 |
| 86 | Cris Carter | vs. Minnesota 11/10/96 | 142 | 7 | 20.3 | 40 | 0 |
| 87 | Jimmy Smith | at Jacksonville 12/15/96 | 124 | 8 | 15.5 | 39 | 2 |
| 88 | Jeff Graham | vs. N.Y. Jets 8/31/97 | 100 | 3 | 33.3 | 47 | 2 |
| 89 | Tim Brown | vs. Oakland 10/26/97 | 107 | 7 | 15.3 | 24 | 0 |
| 90 | Rod Smith | at Denver 11/2/97 | 114 | 5 | 22.8 | 59 | 1 |
| 91 | Tony Martin | at San Diego 11/9/97 | 100 | 5 | 20.0 | 61 | 2 |
| 92 | Derrick Alexander | at Baltimore 12/7/97 | 150 | 6 | 25.0 | 92 | 0 |
| 93 | Michael Westbrook | vs. Washington 9/20/98 | 132 | 7 | 18.9 | 36 | 2 |
| 94 | Rod Smith | at Denver 10/11/98 | 136 | 8 | 17.0 | 50 | 1 |
| 95 | Keyshawn Johnson | vs. N.Y. Jets 12/6/98 | 114 | 9 | 12.7 | 20 | 1 |
| 96 | Torrance Small | vs. Indianapolis 12/20/98 | 120 | 3 | 40.0 | 53 | 0 |
| 97 | Rod Smith | at Denver 12/27/98 | 158 | 9 | 17.6 | 36 | 1 |
| 98 | Germane Crowell | vs. Detroit 9/12/99 | 141 | 7 | 20.1 | 41t | 2 |
| 99 | Pearless Price | vs. Buffalo 10/24/99 | 106 | 5 | 21.2 | 45 | 1 |
| 100 | Corey Bradford | at Green Bay 11/1/99 | 106 | 3 | 35.3 | 74t | 1 |
| 101 | Carl Pickens | vs. Cincinnati 11/7/99 | 104 | 4 | 26.0 | 75t | 1 |
| 102 | Ed McCaffrey | vs. Denver 11/14/99 | 125 | 6 | 20.8 | 42 | 1 |
| 103 | Derrick Alexander | at Kansas City 11/21/99 | 101 | 8 | 12.6 | 25 | 0 |
| 104 | Jeff Graham | vs. San Diego 12/12/99 | 114 | 9 | 12.7 | 26 | 0 |
| 105 | Torry Holt | vs. St. Louis 9/10/00 | 101 | 6 | 16.8 | 41 | 0 |
| 106 | Derrick Alexander | at Kansas City 10/2/00 | 153 | 5 | 30.6 | 73 | 1 |
| 107 | ^ Wesley Walls | at Carolina 10/8/00 | 102 | 7 | 14.6 | 26 | 0 |
| 108 | Marvin Harrison | vs. Indianapolis 10/15/00 | 134 | 7 | 19.1 | 39 | 0 |

100 YARDS RECEIVING (CONTINUED)

| | Player | Team, Date | Yds. | No. | Avg. | LG | TD |
|-----|---------------------|-------------------------------|------|-----|------|-----|----|
| 109 | Derrick Alexander | vs. Kansas City 10/29/00 | 137 | 4 | 34.6 | 59t | 2 |
| | ^ Tony Gonzalez | vs. Kansas City 10/29/00 | 101 | 8 | 12.6 | 22 | 0 |
| 111 | Keenan McCardell | at Jacksonville 11/12/00 | 156 | 6 | 26.0 | 67t | 1 |
| | Jimmy Smith | at Jacksonville 11/12/00 | 117 | 10 | 11.7 | 34 | 0 |
| 113 | Ed McCaffrey | at Denver 12/10/00 | 112 | 8 | 14.0 | 41 | 1 |
| 114 | Peerless Price | vs. Buffalo 12/23/00 | 132 | 8 | 16.5 | 34 | 1 |
| | Eric Moulds | vs. Buffalo 12/23/00 | 101 | 4 | 25.3 | 48 | 0 |
| 116 | James Thrash | vs. Philadelphia 9/23/01 | 165 | 10 | 16.5 | 64t | 2 |
| 117 | Peerless Price | at Buffalo 11/18/01 | 138 | 10 | 13.8 | 23 | 1 |
| 118 | Amani Toomer | at N.Y. Giants 12/23/01 | 124 | 8 | 15.5 | 28 | 0 |
| 119 | Ike Hilliard | at N.Y. Giants 12/23/01 | 105 | 7 | 15.0 | 26 | 1 |
| 120 | Curtis Conway | at San Diego 12/30/01 | 156 | 11 | 14.2 | 38 | 1 |
| 121 | Amani Toomer | at N.Y. Giants 9/22/02 | 100 | 4 | 25.0 | 49 | 0 |
| 122 | Jason McAddley | at Arizona 11/10/02 | 113 | 5 | 22.6 | 42 | 0 |
| 123 | + Priest Holmes | vs. Kansas City 11/24/02 | 110 | 7 | 15.7 | 64t | 1 |
| 124 | ^ Stephen Alexander | at San Diego 12/29/02 | 129 | 8 | 16.1 | 30 | 1 |
| 125 | Donte' Stallworth | vs. New Orleans 9/7/03 | 101 | 8 | 12.6 | 30 | 0 |
| 126 | Laveranues Coles | at Washington 11/9/03 | 125 | 5 | 25.0 | 64 | 1 |
| 127 | Marcus Robinson | at Baltimore 11/23/03 | 131 | 7 | 18.7 | 50t | 4 |
| 128 | Randy Moss | at Minnesota 12/7/03 | 133 | 8 | 16.6 | 47t | 2 |
| 129 | Torry Holt | at St. Louis 12/14/03 | 100 | 6 | 16.7 | 40t | 1 |
| 130 | Anquan Boldin | vs. Arizona 12/21/03 | 122 | 10 | 12.2 | 60t | 1 |
| 131 | Joe Horn | at New Orleans 9/12/04 | 110 | 6 | 18.3 | 33 | 0 |
| 132 | Muhsin Muhammad | vs. Carolina 10/31/04 | 106 | 8 | 13.3 | 35 | 2 |
| | Keary Colbert | vs. Carolina 10/31/04 | 100 | 4 | 25.0 | 63 | 0 |
| 134 | Isaac Bruce | at St. Louis 11/14/04 | 104 | 7 | 14.9 | 21 | 0 |
| 135 | Chris Chambers | vs. Miami 11/21/04 | 103 | 9 | 11.4 | 28 | 1 |
| 136 | Keyshawn Johnson | vs. Dallas 12/6/04 | 116 | 6 | 19.3 | 39 | 1 |
| 137 | Randy Moss | at Minnesota 12/12/04 | 104 | 4 | 26.0 | 54 | 1 |
| 138 | Anquan Boldin | vs. Arizona 12/26/04 | 107 | 7 | 15.3 | 31t | 1 |
| 139 | Jimmy Smith | at Jacksonville 9/11/05 | 130 | 7 | 18.6 | 45 | 2 |
| 140 | Torry Holt | at St. Louis 10/9/05 | 126 | 8 | 15.8 | 26t | 1 |
| 141 | Larry Fitzgerald | at Arizona 11/6/05 | 102 | 8 | 12.8 | 23 | 0 |
| 142 | Brandon Lloyd | at San Francisco 11/20/05 | 119 | 7 | 17.0 | 44 | 1 |
| 143 | Jeremy Shockey | vs. N.Y. Giants 11/27/05 (OT) | 127 | 10 | 12.7 | 24 | 1 |
| | Plaxico Burress | vs. N.Y. Giants 11/27/05 (OT) | 109 | 6 | 18.2 | 24 | 0 |
| 145 | Ben Troupe | at Tennessee 12/18/05 | 116 | 6 | 19.3 | 35 | 0 |
| 146 | Brandon Stokley | vs. Indianapolis 12/24/05 | 122 | 5 | 24.4 | 45 | 0 |
| 147 | Donald Driver | at Green Bay 1/1/06 | 118 | 6 | 19.7 | 59 | 0 |
| 148 | Bernard Berrian | at Chicago 10/1/06 | 108 | 3 | 36.0 | 46 | 1 |
| 149 | Torry Holt | at St. Louis 10/15/06 | 154 | 8 | 19.3 | 67t | 3 |
| 150 | Eddie Kennison | at Kansas City 10/29/06 | 132 | 6 | 22.0 | 51 | 0 |
| | ^ Tony Gonzalez | at Kansas City 10/29/06 | 116 | 6 | 19.3 | 37 | 0 |
| 152 | Joey Galloway | at Tampa Bay 12/31/06 | 118 | 8 | 14.8 | 44 | 1 |

100 YARDS RUSHING

| | Player | Team, Date | Att. | Yds. | Avg. | LG | TD |
|----|-----------------|---------------------------|------|------|------|-----|----|
| 1 | Bo Jackson | vs. L.A. Raiders 11/30/87 | 18 | 221 | 12.3 | 91t | 2 |
| 2 | Edgerrin James | vs. Indianapolis 10/15/00 | 38 | 219 | 5.8 | 26t | 3 |
| 3 | Frank Gore | at San Francisco 11/19/06 | 24 | 212 | 8.8 | 51 | 0 |
| 4 | Terrell Davis | vs. Denver 10/11/98 | 30 | 208 | 6.9 | 70 | 1 |
| 5 | Julius Jones | vs. Dallas 12/6/04 | 30 | 198 | 6.6 | 53 | 3 |
| 6 | Priest Holmes | vs. Kansas City 11/24/02 | 23 | 197 | 8.6 | 30 | 2 |
| 7 | Mike Anderson | vs. Denver 11/26/00 | 30 | 195 | 6.5 | 80t | 2 |
| 8 | Earl Campbell | vs. Houston 10/11/81 | 39 | 186 | 4.8 | 27 | 2 |
| 9 | Walter Payton | vs. Chicago 12/5/76 | 27 | 183 | 6.8 | 44 | 0 |
| | Olandis Gary | at Denver 12/19/99 | 22 | 183 | 8.3 | 71 | 0 |
| | Marshall Faulk | at St. Louis 10/20/02 | 32 | 183 | 5.7 | 40 | 3 |
| 12 | Terrell Davis | at Denver 12/27/98 | 29 | 178 | 6.1 | 21 | 0 |
| 13 | Thomas Jones | vs. Arizona 9/15/02 | 24 | 173 | 7.2 | 58t | 1 |
| 14 | Chester Taylor | vs. Minnesota 10/22/06 | 26 | 169 | 6.5 | 95t | 1 |
| 15 | Harvey Williams | at Oakland 10/8/95 | 19 | 160 | 8.4 | 37 | 0 |

+ Running Back; ^ Tight End

100 YARDS RUSHING (CONTINUED)

| | Player | Team, Date | Att. | Yds. | Avg. | LG | TD |
|----|---------------------|----------------------------|------|------|------|-----|----|
| 16 | Curtis Martin | at N.Y. Jets 1/2/00 | 34 | 158 | 4.6 | 50 | 1 |
| 17 | Marcus Allen | vs. L.A. Raiders 12/5/82 | 24 | 156 | 6.5 | 53 | 2 |
| | Christian Okoye | vs. Kansas City 10/8/89 | 30 | 156 | 5.2 | 21 | 1 |
| | Tyrone Wheatley | at Oakland 10/22/00 | 15 | 156 | 10.4 | 80t | 1 |
| 20 | Larry Johnson | at Kansas City 10/29/06 | 39 | 155 | 4.0 | 38 | 3 |
| 21 | Chuck Muncie | vs. San Diego 11/16/81 | 20 | 151 | 7.6 | 73t | 2 |
| | Freeman McNeil | vs. N.Y. Jets 10/27/85 | 22 | 151 | 6.8 | 30 | 0 |
| | Tiki Barber | vs. N.Y. Giants 11/27/05 | 26 | 151 | 5.8 | 49 | 0 |
| 24 | Eric Dickerson | vs. L.A. Rams 9/23/85 | 31 | 150 | 4.8 | 43 | 3 |
| 25 | Ted McKnight | vs. Kansas City 9/30/79 | 12 | 147 | 12.3 | 84t | 2 |
| | Antowain Smith | vs. Buffalo 12/23/00 | 17 | 147 | 8.6 | 59 | 3 |
| 27 | Tyrone Wheatley | vs. Oakland 12/16/00 | 26 | 146 | 5.6 | 67 | 0 |
| 28 | Lamar Smith | at Miami 9/3/00 | 27 | 145 | 5.4 | 36 | 1 |
| 29 | Frank Gore | vs. San Francisco 12/14/06 | 29 | 144 | 5.0 | 40 | 1 |
| 30 | Mike Thomas | vs. Washington 9/19/76 | 27 | 143 | 5.3 | 24 | 1 |
| 31 | Earl Campbell | at Houston 9/19/82 | 30 | 142 | 4.7 | 19 | 1 |
| | Stephen Davis | at Washington 11/4/01 | 32 | 142 | 4.3 | 20 | 1 |
| 33 | Mike Pruitt | at Cleveland 11/11/79 | 15 | 141 | 9.4 | 65t | 2 |
| 34 | Jim Otis | vs. St. Louis 9/12/76 | 27 | 140 | 5.2 | 18 | 1 |
| | Freeman McNeil | at N.Y. Jets 9/11/83 | 22 | 140 | 6.4 | 19 | 0 |
| 36 | Gerald Riggs | vs. Atlanta 10/13/85 | 23 | 139 | 6.0 | 30 | 0 |
| | Marshall Faulk | at St. Louis 11/14/04 | 18 | 139 | 7.7 | 40 | 0 |
| 38 | Jerome Bettis | at Pittsburgh 9/27/98 | 28 | 138 | 4.9 | 23 | 0 |
| 39 | Mike Pruitt | vs. Cleveland 9/12/82 | 30 | 136 | 4.5 | 10 | 2 |
| | Clinton Portis | vs. Denver 11/17/02 | 23 | 136 | 5.9 | 34 | 0 |
| 41 | Barry Sanders | at Detroit 11/17/96 | 16 | 134 | 8.4 | 40 | 1 |
| | Curtis Martin | at N.Y. Jets, 12/19/04 | 24 | 134 | 5.6 | 20 | 2 |
| 43 | Tatum Bell | at Denver 12/3/06 | 23 | 133 | 5.9 | 31 | 0 |
| 44 | Franco Harris | vs. Pittsburgh 10/23/83 | 31 | 132 | 4.3 | 11 | 1 |
| | Warrick Dunn | vs. Atlanta, 1/2/05 | 25 | 132 | 5.3 | 26 | 0 |
| 46 | Glyn Milburn | at Denver 12/10/95 | 18 | 131 | 7.3 | 29 | 0 |
| | Adrian Murrell | vs. N.Y. Jets 8/31/97 | 24 | 131 | 5.5 | 15 | 0 |
| | Mike Anderson | at Denver 12/10/00 | 29 | 131 | 4.5 | 19 | 2 |
| 49 | Ottis Anderson | at St. Louis 11/13/83 | 29 | 130 | 4.5 | 16 | 0 |
| 50 | Bobby Humphrey | at Denver 9/23/90 (OT) | 25 | 129 | 5.2 | 26 | 0 |
| | Marshall Faulk | vs. Indianapolis 12/4/94 | 27 | 129 | 4.8 | 45t | 1 |
| 52 | Marion Butts | at San Diego 11/25/90 | 28 | 128 | 4.6 | 19 | 0 |
| 53 | Greg Pruitt | vs. Cleveland 12/18/77 | 22 | 127 | 5.8 | 18 | 1 |
| | Gerry Ellis | at Green Bay 11/1/81 | 23 | 127 | 5.5 | 19 | 0 |
| | Charlie Garner | at Oakland 9/8/02 | 15 | 127 | 8.5 | 28 | 1 |
| 56 | Christian Okoye | at Kansas City 11/5/89 | 37 | 126 | 3.4 | 16 | 1 |
| 57 | Barry Foster | at Pittsburgh 12/6/92 | 33 | 125 | 3.8 | 12 | 1 |
| 58 | Garrison Hearst | at San Francisco 12/1/02 | 31 | 124 | 4.0 | 31 | 3 |
| 59 | Harold Green | vs. Cincinnati 9/6/92 | 21 | 123 | 5.9 | 52 | 0 |
| | LaDainian Tomlinson | vs. San Diego 12/24/06 | 22 | 123 | 5.6 | 62 | 0 |
| 61 | Tom Sullivan | at Philadelphia 12/12/76 | 23 | 121 | 5.3 | 26 | 2 |
| | Terdell Middleton | at Green Bay 10/15/78 | 23 | 121 | 5.3 | 25 | 4 |
| | Tony Reed | vs. Kansas City 12/17/78 | 11 | 121 | 11.0 | 62t | 1 |
| | John Stephens | at New England 12/4/88 | 31 | 121 | 3.9 | 21 | 0 |
| 65 | Robert Newhouse | vs. Dallas 10/3/76 | 19 | 120 | 6.3 | 24 | 1 |
| | Dexter Bussey | vs. Detroit 9/24/78 | 20 | 120 | 6.0 | 29t | 1 |
| | Gary Anderson | at San Diego 9/18/88 | 19 | 120 | 6.3 | 25t | 1 |
| | Priest Holmes | at Kansas City 11/25/01 | 26 | 120 | 4.6 | 12 | 0 |
| 69 | Larry Kinnebrew | at Cincinnati 11/18/84 | 22 | 119 | 5.4 | 12 | 0 |
| 70 | Ahman Green | at Green Bay 10/5/03 | 27 | 118 | 4.4 | 16 | 2 |
| 71 | Tony Dorsett | vs. Dallas 12/4/83 | 26 | 117 | 4.5 | 17 | 2 |
| | Priest Holmes | vs. Kansas City 1/6/02 | 23 | 117 | 5.1 | 22 | 0 |
| | Jamal Lewis | at Baltimore 11/23/03 | 26 | 117 | 4.5 | 14 | 0 |

100 YARDS RUSHING (CONTINUED)

| | Player | Team, Date | Att. | Yds. | Avg. | LG | TD |
|-----|------------------|---------------------------|------|------|------|-----|----|
| 74 | Mike Pruitt | vs. Cleveland 10/12/80 | 24 | 116 | 4.8 | 22t | 2 |
| | Rob Carpenter | vs. N.Y. Giants 10/18/81 | 21 | 116 | 5.5 | 22 | 1 |
| | Walter Payton | vs. Chicago 9/23/84 | 24 | 116 | 4.8 | 25 | 0 |
| | Joe Morris | vs. N.Y. Giants 10/19/86 | 24 | 116 | 4.8 | 16 | 0 |
| | Adrian Murrell | vs. N.Y. Jets 11/26/95 | 24 | 116 | 4.8 | 21 | 1 |
| | Eddie George | vs. Tennessee 10/5/97 | 26 | 116 | 4.5 | 22 | 0 |
| | Willis McGahee | vs. Buffalo 11/28/04 | 28 | 116 | 4.1 | 30t | 4 |
| 81 | George Rogers | at Washington 9/28/86 | 25 | 115 | 4.6 | 24 | 2 |
| | John Settle | at Atlanta 10/2/88 | 21 | 115 | 5.5 | 20 | 0 |
| | Natrone Means | at San Diego 9/10/95 | 26 | 115 | 4.4 | 9 | 0 |
| | Edgerrin James | at Arizona 12/10/06 | 26 | 115 | 4.4 | 17 | 1 |
| 85 | Lydell Mitchell | vs. Baltimore 9/18/77 | 32 | 114 | 3.6 | 14 | 0 |
| 86 | Terry Metcalf | vs. St. Louis 9/12/76 | 16 | 113 | 7.1 | 36 | 0 |
| | Greg Pruitt | vs. Cleveland 12/3/78 | 12 | 113 | 9.4 | 44 | 0 |
| | Greg Bell | vs. Buffalo 10/14/84 | 28 | 113 | 4.0 | 22 | 0 |
| | Greg Hill | at Kansas City 12/24/95 | 21 | 113 | 5.4 | 16 | 0 |
| 90 | John Cappelletti | vs. San Diego 9/7/80 | 16 | 112 | 7.0 | 46 | 0 |
| | Napolean Kaufman | vs. Oakland 10/26/97 | 17 | 112 | 6.6 | 55 | 1 |
| 92 | Herschel Walker | vs. Philadelphia 12/13/92 | 23 | 111 | 4.8 | 18 | 1 |
| | Eric Reth | vs. Tampa Bay 11/20/94 | 24 | 111 | 4.6 | 27 | 0 |
| | Terrell Davis | vs. Denver 9/8/96 | 28 | 111 | 3.9 | 17 | 0 |
| 95 | Kenny Watson | vs. Washington 11/3/02 | 23 | 110 | 4.8 | 23 | 0 |
| 96 | Walter Payton | at Chicago 11/5/78 | 18 | 109 | 6.1 | 12 | 1 |
| | Marcus Allen | at L.A. Raiders 12/15/85 | 27 | 109 | 4.0 | 14 | 1 |
| | Leonard Russell | at Denver 11/13/94 | 19 | 109 | 5.7 | 22 | 1 |
| | Greg Hill | vs. Kansas City 9/3/95 | 15 | 109 | 7.3 | 27 | 0 |
| | Terrell Davis | at Denver 12/9/01 | 19 | 109 | 5.7 | 57 | 0 |
| | Emmitt Smith | at Dallas 10/27/02 | 24 | 109 | 7.8 | 14 | 1 |
| 102 | Tony Dorsett | at Dallas 11/27/80 | 24 | 107 | 4.5 | 16 | 2 |
| | Mike Pruitt | at Cleveland 10/2/83 | 24 | 107 | 4.5 | 10 | 0 |
| | Tony Collins | at New England 9/16/84 | 20 | 107 | 5.4 | 21 | 0 |
| | Roger Craig | vs. San Francisco 9/25/88 | 21 | 107 | 5.1 | 24 | 0 |
| | Terrell Davis | vs. Denver 9/7/97 | 21 | 107 | 5.1 | 14 | 1 |
| | Ricky Williams | vs. New Orleans 9/17/00 | 23 | 107 | 4.7 | 15 | 0 |
| 108 | James Hadnot | at Kansas City 11/22/81 | 10 | 106 | 10.6 | 24 | 0 |
| | Frank Pollard | at Pittsburgh 12/6/87 | 22 | 106 | 4.8 | 15 | 1 |
| | Terrell Davis | at Denver 12/1/96 | 26 | 106 | 4.1 | 16 | 1 |
| | Emmitt Smith | at Arizona 10/24/04 | 26 | 106 | 4.1 | 26 | 1 |
| | Corey Dillon | at New England 10/17/04 | 23 | 105 | 4.6 | 15 | 2 |
| 113 | Natrone Means | at San Diego 10/30/94 | 26 | 104 | 4.0 | 20 | 1 |
| | Napolean Kaufman | vs. Oakland 11/24/96 | 15 | 104 | 6.9 | 21 | 0 |
| | Dorsey Levens | at Green Bay 11/1/99 | 24 | 104 | 4.3 | 15 | 0 |
| 116 | Franco Harris | at Pittsburgh 12/4/77 | 23 | 103 | 4.5 | 11 | 0 |
| | Billy Taylor | vs. N.Y. Giants 12/7/80 | 19 | 103 | 5.4 | 30t | 1 |
| | Tony Collins | vs. New England 12/19/82 | 32 | 103 | 3.2 | 11 | 0 |
| | Marc Logan | vs. Cincinnati 10/11/87 | 16 | 103 | 6.4 | 30 | 1 |
| | Leonard Russell | vs. Denver 10/9/94 | 22 | 103 | 4.7 | 22 | 0 |
| | Tim Biakabutuka | at Carolina 10/8/00 | 23 | 103 | 4.5 | 43 | 0 |
| | Fred Taylor | at Jacksonville 11/12/00 | 21 | 103 | 4.9 | 19 | 1 |
| | Michael Bennett | at Minnesota 12/7/03 | 25 | 103 | 4.1 | 18 | 0 |
| 124 | Sam Cunningham | at New England 10/9/77 | 31 | 101 | 3.3 | 26 | 0 |
| | Larry Kinnebrew | at Cincinnati 9/8/85 | 18 | 101 | 5.6 | 16 | 1 |
| | Marcus Allen | vs. L.A. Raiders 11/3/85 | 19 | 101 | 5.3 | 14 | 0 |
| | Neil Anderson | at Chicago 9/9/90 | 20 | 101 | 5.1 | 17 | 2 |
| | Barry Sanders | at Detroit 10/17/93 | 22 | 101 | 4.6 | 29 | 0 |
| | Terrell Davis | at Denver 11/2/97 | 21 | 101 | 4.8 | 19 | 0 |
| | Warrick Dunn | at Atlanta 12/15/02 | 20 | 101 | 5.1 | 31 | 0 |
| | Rudi Johnson | at Cincinnati 10/26/03 | 27 | 101 | 3.7 | 18t | 1 |
| 132 | Sonny Collins | vs. Atlanta 11/7/76 | 17 | 100 | 5.9 | 47 | 0 |
| | Chuck Foreman | vs. Minnesota 11/14/76 | 17 | 100 | 5.9 | 36 | 0 |
| | Clarence Davis | at Oakland 11/6/77 | 18 | 100 | 5.6 | 24 | 1 |
| | Tyrone Wheatley | vs. Oakland 10/3/99 | 20 | 100 | 5.0 | 23 | 1 |
| | Duce Staley | vs. Philadelphia 12/8/02 | 21 | 100 | 4.8 | 21t | 1 |

300 YARDS PASSING

| Player | Team, Date | Att. | Comp. | Yds. | TD | Int. |
|-----------------------|--------------------------------|------|-------|------|----|------|
| 1 Dan Fouts | at San Diego 9/15/85 | 43 | 29 | 440 | 4 | 1 |
| 2 John Elway | vs. Denver 12/20/85 | 42 | 24 | 432 | 1 | 0 |
| 3 Ken O'Brien | vs. N.Y. Jets 11/2/86 | 32 | 26 | 431 | 4 | 0 |
| Steve Beuerlein | vs. Phoenix 12/19/93 (OT) | 53 | 34 | 431 | 3 | 2 |
| 5 Vinny Testaverde | at N.Y. Jets 12/6/98 | 63 | 42 | 418 | 2 | 1 |
| 6 Tony Eason | at New England 9/21/86 | 45 | 26 | 414 | 3 | 0 |
| 7 Jeff Blake | vs. Cincinnati 11/6/94 (OT) | 43 | 31 | 387 | 0 | 1 |
| 8 Kurt Warner | vs. St. Louis 9/10/00 | 47 | 35 | 386 | 1 | 1 |
| 9 Trent Green | vs. Washington 9/20/98 | 54 | 27 | 383 | 2 | 2 |
| 10 Doug Flutie | at San Diego 12/30/01 | 53 | 34 | 377 | 1 | 2 |
| 11 Warren Moon | at Houston 11/7/93 | 55 | 36 | 369 | 2 | 2 |
| 12 Doug Flutie | vs. Buffalo 12/23/00 | 25 | 20 | 366 | 3 | 0 |
| 13 Randall Cunningham | vs. Philadelphia 12/13/92 (OT) | 44 | 27 | 365 | 0 | 1 |
| 14 Lynn Dickey | vs. Green Bay 10/21/84 | 38 | 24 | 364 | 3 | 3 |
| 15 Marc Bulger | at St. Louis 10/15/06 | 39 | 26 | 360 | 3 | 1 |
| 16 Jay Schroeder | vs. L.A. Raiders 12/18/88 | 49 | 22 | 354 | 3 | 1 |
| 17 Jeff Rutledge | at N.Y. Giants 12/11/83 | 52 | 29 | 349 | 0 | 2 |
| 18 Mark Herrmann | vs. San Diego 10/6/85 | 35 | 26 | 344 | 3 | 3 |
| John Elway | vs. Denver 10/22/89 | 35 | 18 | 344 | 2 | 0 |
| Eli Manning | vs. N.Y. Giants 11/27/05 (OT) | 53 | 29 | 344 | 2 | 1 |
| 21 Ken Stabler | vs. Oakland 9/16/79 | 37 | 25 | 343 | 1 | 2 |
| Trent Green | vs. Kansas City 11/24/02 | 34 | 26 | 343 | 2 | 1 |
| 23 Ken Stabler | at Oakland 12/16/79 | 47 | 31 | 342 | 1 | 2 |
| Elvis Grbac | vs. Kansas City 10/29/00 | 35 | 22 | 342 | 3 | 3 |
| 25 Mark Brunell | at Jacksonville 11/12/00 | 34 | 24 | 340 | 1 | 0 |
| 26 Dan Fouts | at San Diego 12/13/80 | 42 | 29 | 339 | 1 | 2 |
| 27 Dan Fouts | vs. San Diego 9/18/83 | 41 | 21 | 338 | 4 | 3 |
| John Elway | at Denver 9/13/87 | 32 | 22 | 338 | 4 | 1 |
| John Elway | at Denver 12/27/98 | 36 | 26 | 338 | 4 | 0 |
| Kerry Collins | at N.Y. Giants 12/23/01 | 47 | 30 | 338 | 1 | 0 |
| 31 Marc Bulger | at St. Louis 10/9/05 | 40 | 26 | 336 | 2 | 1 |
| 32 John Elway | vs. Denver 12/13/87 | 42 | 21 | 335 | 1 | 2 |
| Peyton Manning | vs. Indianapolis 12/20/98 | 39 | 23 | 335 | 1 | 1 |
| 34 Boomer Esiason | at Cincinnati 11/16/86 | 33 | 22 | 334 | 1 | 1 |
| Kurt Warner | at Arizona 11/6/05 | 48 | 29 | 334 | 1 | 3 |
| 36 Jeff Hostetler | at Oakland 10/8/95 | 33 | 20 | 333 | 2 | 0 |
| 37 Dan Fouts | vs. San Diego 9/9/84 | 40 | 23 | 332 | 2 | 4 |
| Steve Beuerlein | at Carolina 10/8/00 | 39 | 27 | 332 | 2 | 1 |
| Drew Brees | at San Diego 12/29/02 | 49 | 27 | 332 | 3 | 1 |
| 40 Dan Fouts | at San Diego 10/9/83 | 36 | 28 | 331 | 1 | 2 |
| 41 Marc Bulger | vs. St. Louis 10/10/04 | 42 | 24 | 325 | 3 | 3 |
| 42 Jim Kelly | vs. Buffalo 12/8/96 | 41 | 24 | 324 | 1 | 2 |
| 43 Elvis Grbac | at Kansas City 11/21/99 | 49 | 30 | 322 | 0 | 1 |
| 44 John Elway | at Denver 10/26/86 | 32 | 18 | 321 | 1 | 1 |
| 45 Bill Kenney | at Kansas City 12/27/87 | 35 | 23 | 320 | 3 | 0 |
| 46 Anthony Wright | at Baltimore 11/23/03 | 37 | 20 | 319 | 4 | 0 |
| 47 Dan Fouts | at San Diego 10/14/79 | 35 | 28 | 318 | 3 | 0 |
| 48 Alex Van Pelt | at Buffalo 11/18/01 | 42 | 28 | 316 | 2 | 0 |
| 49 Bill Kenney | at Kansas City 12/9/84 | 37 | 18 | 312 | 2 | 0 |
| Damon Huard | at Kansas City 10/29/06 | 25 | 17 | 312 | 1 | 0 |
| 51 Bill Kenney | vs. Kansas City 11/27/83 | 38 | 21 | 311 | 4 | 0 |
| Jim Everett | at L.A. Rams 10/23/88 | 27 | 20 | 311 | 3 | 0 |
| 53 Brian Sipe | at Cleveland 10/2/83 | 40 | 25 | 310 | 1 | 3 |
| Steve McNair | at Tennessee 12/18/05 | 38 | 23 | 310 | 2 | 0 |
| 55 Wade Wilson | at L.A. Raiders 10/7/84 | 19 | 12 | 309 | 2 | 0 |
| 56 Steve DeBerg | at San Francisco 10/7/79 | 40 | 31 | 306 | 1 | 1 |
| 57 Marc Bulger | vs. St. Louis 11/13/05 | 40 | 28 | 304 | 1 | 1 |
| 58 Dan Fouts | at San Diego 10/4/81 | 41 | 30 | 302 | 3 | 0 |
| Joe Montana | vs. San Francisco 9/25/88 | 29 | 20 | 302 | 4 | 1 |
| Eric Zeier | at Baltimore 12/8/97 | 28 | 17 | 302 | 1 | 0 |

*NFL Record; +Running Back; ^ Tight End

100 YARDS RECEIVING

| | Player | Team, Date | Yds. | No. | Avg. | LG | TD |
|----|--------------------|--------------------------------|------|-----|------|-----|----|
| 1 | Wes Chandler | at San Diego 9/15/85 | 243 | 13 | 18.7 | 45 | 1 |
| 2 | Al Toon | vs. N.Y. Jets 11/2/86 | 195 | 9 | 21.7 | 50t | 2 |
| 3 | +Marcus Allen | at L.A. Raiders 10/7/84 | 173 | 4 | 32.3 | 92 | 1 |
| 4 | Morris Owens | vs. Tampa Bay 10/16/77 | 166 | 9 | 18.4 | 67t | 1 |
| | Henry Marshall | at Kansas City 12/9/84 | 166 | 8 | 20.8 | 36 | 1 |
| | Roy Green | vs. Phoenix 9/17/89 | 166 | 8 | 20.8 | 59t | 3 |
| 7 | James Thrash | vs. Philadelphia 9/30/01 | 165 | 10 | 16.5 | 64t | 2 |
| 8 | Jerry Rice | vs. San Francisco 9/25/88 | 163 | 6 | 27.2 | 69t | 3 |
| | Tony Martin | at San Diego 9/10/95 | 163 | 13 | 12.5 | 24 | 0 |
| 10 | James Lofton | at Green Bay 10/21/84 | 162 | 5 | 32.4 | 79t | 2 |
| 11 | Stanley Morgan | at New England 9/21/86 | 161 | 7 | 23.0 | 44t | 3 |
| | Wesley Walker | vs. N.Y. Jets 11/2/86 | 161 | 6 | 26.8 | 83t | 1 |
| | Fred Barnett | vs. Philadelphia 12/13/92 (OT) | 161 | 9 | 17.9 | 53 | 1 |
| 14 | Rod Smith | at Denver 12/27/98 | 158 | 9 | 17.6 | 36 | 1 |
| 15 | Darnay Scott | vs. Cincinnati 11/6/94 (OT) | 157 | 7 | 22.4 | 76 | 0 |
| 16 | Cliff Branch | vs. Oakland 9/16/79 | 156 | 7 | 22.3 | 47 | 0 |
| | Keenan McCardell | at Jacksonville 11/12/00 | 156 | 6 | 26.0 | 67t | 1 |
| | Curtis Conway | at San Diego 12/30/01 | 156 | 11 | 14.2 | 38 | 1 |
| 19 | Willie Davis | vs. Kansas City 9/3/95 | 155 | 6 | 25.8 | 60t | 2 |
| 20 | Vance Johnson | at Denver 11/26/89 | 154 | 6 | 25.7 | 69 | 2 |
| | Torry Holt | at St. Louis 10/15/06 | 154 | 8 | 19.3 | 67t | 3 |
| 22 | Derrick Alexander | at Kansas City 10/2/00 | 153 | 5 | 30.6 | 73 | 1 |
| 23 | ^Todd Christensen | vs. L.A. Raiders 10/16/83 | 152 | 11 | 13.8 | 22t | 3 |
| | Gary Clark | vs. Phoenix 12/19/93 (OT) | 152 | 12 | 12.7 | 28 | 1 |
| | Tony Martin | vs. San Diego 9/18/94 | 152 | 6 | 25.3 | 99t | 1 |
| 26 | Wes Chandler | vs. San Diego 10/6/85 | 150 | 9 | 16.7 | 59 | 2 |
| | Derrick Alexander | at Baltimore 12/7/97 | 150 | 6 | 25.0 | 92 | 0 |
| 28 | Carlos Carson | vs. Kansas City 11/27/83 (OT) | 149 | 7 | 21.3 | 35 | 1 |
| | Gary Clark | vs. Washington 12/23/89 | 149 | 9 | 16.6 | 44t | 1 |
| 30 | Tim Brown | at Oakland 10/8/95 | 143 | 5 | 28.6 | 80t | 1 |
| 31 | Anthony Miller | at San Diego 10/4/92 | 142 | 9 | 15.8 | 67t | 2 |
| | Cris Carter | vs. Minnesota 11/10/96 | 142 | 7 | 20.3 | 40 | 0 |
| 33 | Germane Crowell | vs. Detroit 9/12/99 | 141 | 7 | 20.1 | 41t | 2 |
| 34 | Mike Quick | at Philadelphia 9/10/89 | 140 | 6 | 23.3 | 40 | 1 |
| 35 | Drew Hill | vs. Houston 11/13/88 | 139 | 8 | 17.4 | 57t | 1 |
| 36 | Peerless Price | at Buffalo 11/18/01 | 138 | 10 | 13.8 | 23 | 1 |
| 37 | John Jefferson | vs. San Diego 9/7/80 | 137 | 9 | 15.2 | 49t | 2 |
| | Mark Jackson | vs. Denver 12/11/88 | 137 | 7 | 19.6 | 35 | 1 |
| | Michael Young | vs. Denver 10/22/89 | 137 | 6 | 22.8 | 47 | 0 |
| | Derrick Alexander | vs. Kansas City 10/29/00 | 137 | 4 | 34.6 | 59t | 2 |
| 41 | Rod Smith | at Denver 10/11/98 | 136 | 8 | 17.0 | 50 | 1 |
| 42 | Webster Slaughter | at Houston 11/7/93 | 135 | 9 | 15.0 | 36 | 1 |
| 43 | Marvin Harrison | vs. Indianapolis 10/15/00 | 134 | 7 | 19.1 | 39 | 0 |
| 44 | ^Pete Holohan | vs. San Diego 9/9/84 | 133 | 6 | 22.2 | 51 | 0 |
| | Randy Moss | at Minnesota 12/7/03 | 133 | 8 | 16.6 | 47t | 2 |
| 46 | Michael Westbrook | vs. Washington 9/20/98 | 132 | 7 | 18.9 | 36 | 2 |
| | Peerless Price | vs. Buffalo 12/23/00 | 132 | 8 | 16.5 | 34 | 1 |
| | Eddie Kennison | at Kansas City 10/29/06 | 132 | 6 | 22.0 | 51 | 0 |
| 49 | Marcus Robinson | at Baltimore 11/23/03 | 131 | 7 | 18.7 | 50t | 4 |
| 50 | Jimmy Smith | at Jacksonville 9/11/05 | 130 | 7 | 18.6 | 45 | 2 |
| 51 | ^Stephen Alexander | at San Diego 12/29/02 | 129 | 8 | 16.1 | 30 | 1 |
| 52 | Mike Sherrard | vs. N.Y. Giants 11/5/95 | 128 | 6 | 21.3 | 30 | 1 |
| 53 | ^Jeremy Shockey | vs. N.Y. Giants 11/27/05 (OT) | 127 | 10 | 12.7 | 24 | 1 |
| 55 | Torry Holt | at St. Louis 10/9/05 | 126 | 8 | 15.8 | 26t | 1 |
| 55 | ^Riley Odoms | at Denver 9/23/79 | 125 | 5 | 25.0 | 45 | 0 |
| | Ed McCaffrey | vs. Denver 11/14/99 | 125 | 6 | 20.8 | 42 | 1 |
| | Laveranues Coles | at Washington 11/9/03 | 125 | 5 | 25.0 | 64 | 1 |
| 58 | ^Todd Christensen | at L.A. Raiders 10/25/87 | 124 | 8 | 15.5 | 20 | 1 |
| | Anthony Miller | at San Diego 11/10/91 | 124 | 5 | 24.8 | 58 | 0 |
| | Jimmy Smith | at Jacksonville 12/15/96 | 124 | 8 | 15.5 | 39 | 2 |
| | Amani Toomer | at N.Y. Giants 12/23/01 | 124 | 8 | 15.5 | 28 | 1 |
| 62 | ^Ethan Horton | at L.A. Raiders 11/17/91 | 123 | 7 | 17.6 | 51t | 1 |
| | Anthony Miller | vs. San Diego 10/3/93 | 123 | 10 | 12.3 | 20 | 1 |

100 YARDS RECEIVING (CONTINUED)

| | Player | Team, Date | Yds | No | Avg. | LG | TD |
|-----|------------------|---------------------------|-----|----|------|-----|----|
| 64 | Anquan Boldin | vs. Arizona 12/21/03 | 122 | 10 | 12.2 | 60t | 1 |
| | Brandon Stokley | vs. Indianapolis 12/24/05 | 122 | 5 | 24.4 | 45 | 0 |
| 66 | ^Henry Childs | vs. New Orleans 11/18/79 | 121 | 6 | 20.2 | 34 | 0 |
| 67 | Carlos Carson | at Kansas City 12/27/87 | 120 | 4 | 30.0 | 81t | 1 |
| | Vance Johnson | at Denver 9/23/90 | 120 | 9 | 13.3 | 22 | 0 |
| | Torrance Small | vs. Indianapolis 12/20/98 | 120 | 3 | 40.0 | 53 | 0 |
| 70 | Steve Watson | at Denver 11/20/83 | 119 | 4 | 29.8 | 78t | 1 |
| | ^Eric Green | vs. Pittsburgh 12/26/93 | 119 | 7 | 17.0 | 41 | 0 |
| | Brandon Lloyd | at San Francisco 11/20/05 | 119 | 7 | 17.0 | 44 | 1 |
| 73 | Donald Driver | at Green Bay 1/1/06 | 118 | 6 | 19.7 | 59 | 0 |
| | Joey Galloway | at Tampa Bay 12/31/06 | 118 | 8 | 14.8 | 44 | 1 |
| 75 | Duriel Harris | at Miami 9/9/79 | 117 | 5 | 23.4 | 51 | 0 |
| | Eddie Brown | at Cincinnati 10/6/91 | 117 | 7 | 16.7 | 43 | 0 |
| | Jimmy Smith | at Jacksonville 11/12/00 | 117 | 10 | 11.7 | 34 | 0 |
| 78 | Wesley Walker | at N.Y. Jets 9/11/83 | 116 | 3 | 38.7 | 48t | 1 |
| | Anthony Miller | at San Diego 10/15/89 | 116 | 7 | 16.6 | 44 | 0 |
| | Keyshawn Johnson | vs. Dallas 12/6/04 | 116 | 6 | 19.3 | 39 | 1 |
| | ^Ben Troupe | at Tennessee 12/18/05 | 116 | 6 | 19.3 | 35 | 0 |
| | ^Tony Gonzalez | at Kansas City 10/29/06 | 116 | 6 | 19.3 | 37 | 0 |
| 83 | ^Eric Sievers | vs. San Diego 9/18/83 | 115 | 6 | 19.2 | 27t | 2 |
| 84 | Earnest Gray | vs. N.Y. Giants 12/7/80 | 114 | 3 | 38.0 | 50t | 2 |
| | Tim Brown | vs. L.A. Raiders 11/28/88 | 114 | 4 | 28.5 | 49t | 1 |
| | Rod Smith | at Denver 11/2/97 | 114 | 5 | 22.8 | 59 | 1 |
| | Keyshawn Johnson | vs. N.Y. Jets 12/6/98 | 114 | 9 | 12.7 | 20 | 1 |
| | Jeff Graham | vs. San Diego 12/12/99 | 114 | 9 | 12.7 | 26 | 0 |
| 89 | John Jefferson | at San Diego 12/13/80 | 113 | 8 | 14.1 | 19t | 1 |
| | Mervyn Fernandez | at L.A. Raiders 12/18/88 | 113 | 4 | 28.3 | 54t | 1 |
| | Mervyn Fernandez | at L.A. Raiders 10/1/89 | 113 | 7 | 16.1 | 36t | 1 |
| | John Taylor | vs. San Francisco 12/8/91 | 113 | 7 | 16.1 | 41 | 1 |
| | Michael Irvin | at Dallas 10/11/92 | 113 | 6 | 18.8 | 24 | 0 |
| | Jason McAddley | at Arizona 11/10/02 | 113 | 5 | 22.6 | 42 | 0 |
| 95 | Ed McCaffrey | at Denver 12/10/00 | 112 | 8 | 14.0 | 41 | 1 |
| 96 | Steve Watson | vs. Denver 11/6/83 | 110 | 7 | 15.7 | 25t | 1 |
| | +Priest Holmes | vs. Kansas City 11/24/02 | 110 | 7 | 15.7 | 64t | 1 |
| | Joe Horn | at New Orleans 9/12/04 | 110 | 6 | 18.3 | 33 | 0 |
| 99 | Cliff Branch | at Oakland 12/16/79 | 109 | 10 | 10.9 | 15 | 0 |
| | Charles Smith | vs. Philadelphia 11/2/80 | 109 | 5 | 21.8 | 38 | 1 |
| | Tim McGee | at Cincinnati 12/10/89 | 109 | 7 | 15.6 | 23 | 1 |
| | Bill Brooks | at Buffalo 10/15/95 | 109 | 6 | 18.2 | 30 | 2 |
| | Plaxico Burress | vs. N.Y. Giants 11/27/05 | 109 | 6 | 18.2 | 24 | 0 |
| 104 | Stanley Morgan | vs. New England 9/21/80 | 108 | 2 | 54.0 | 68t | 2 |
| | Willie Gault | at L.A. Raiders 12/18/88 | 108 | 2 | 54.0 | 57 | 1 |
| | Antonio Freeman | vs. Green Bay 9/29/96 | 108 | 7 | 15.4 | 28 | 2 |
| | Bernard Berrian | at Chicago 10/1/06 | 108 | 3 | 36.0 | 46 | 1 |
| 108 | Tim Brown | vs. L.A. Raiders 1/18/94 | 107 | 4 | 26.8 | 77t | 1 |
| | Tim Brown | vs. Oakland 10/26/97 | 107 | 7 | 15.3 | 24 | 0 |
| | Anquan Boldin | vs. Arizona 12/26/04 | 107 | 7 | 15.3 | 31t | 1 |
| 111 | James Scott | vs. Chicago 12/5/76 | 106 | 3 | 35.3 | 63t | 2 |
| | ^Kellen Winslow | vs. San Diego 11/16/81 | 106 | 7 | 15.1 | 31 | 0 |
| | Stephon Paige | at Kansas City 11/20/88 | 106 | 5 | 21.2 | 49 | 0 |
| | Peerless Price | vs. Buffalo 10/24/99 | 106 | 5 | 21.2 | 45 | 1 |
| | Corey Bradford | at Green Bay 11/1/99 | 106 | 3 | 35.3 | 74t | 1 |
| | Muhsin Muhammad | vs. Carolina 10/31/04 | 106 | 8 | 13.3 | 35 | 2 |
| 117 | Kellen Winslow | at San Diego 12/14/86 | 105 | 8 | 13.1 | 28 | 1 |
| | Paul Palmer | vs. Kansas City 9/11/88 | 105 | 8 | 13.1 | 27 | 0 |
| | Henry Ellard | at Washington 9/4/94 | 105 | 7 | 15.0 | 25 | 0 |
| | Ike Hilliard | at N.Y. Giants 12/23/01 | 105 | 7 | 15.0 | 26 | 1 |
| 121 | Willie McGee | vs. San Francisco 9/26/76 | 104 | 5 | 20.8 | 52t | 1 |
| | Carlos Carson | at Kansas City 9/4/83 | 104 | 7 | 14.9 | 48 | 1 |
| | +Marcus Allen | at L.A. Raiders 10/30/83 | 104 | 8 | 13.0 | 36 | 0 |
| | J.T. Smith | vs. Phoenix 9/17/89 | 104 | 7 | 14.9 | 25t | 1 |
| | Carl Pickens | vs. Cincinnati 11/7/99 | 104 | 4 | 26.0 | 75t | 1 |
| | Isaac Bruce | at St. Louis 11/14/04 | 104 | 7 | 14.9 | 21 | 0 |
| | Randy Moss | at Minnesota 12/12/04 | 104 | 4 | 26.0 | 54 | 1 |

100 YARDS RECEIVING (CONTINUED)

| | Player | Team, Date | Yds | No | Avg. | LG | TD |
|-----|-------------------|--------------------------|-----|----|------|-----|----|
| 128 | ^Jerome Barkum | vs. N.Y. Jets 11/26/79 | 103 | 6 | 17.2 | 40 | 0 |
| | John Jefferson | vs. San Diego 9/7/80 | 103 | 6 | 17.2 | 23t | 2 |
| | Byron Williams | at N.Y. Giants 12/11/83 | 103 | 7 | 14.7 | 24 | 0 |
| | Art Monk | at Washington 9/28/86 | 103 | 5 | 20.6 | 69 | 0 |
| | Hart Lee Dykes | at New England 10/7/90 | 103 | 5 | 20.6 | 35t | 1 |
| 134 | Chris Chambers | vs. Miami 11/21/04 | 103 | 9 | 11.4 | 28 | 1 |
| | ^Tony McGee | at Cincinnati 9/26/93 | 102 | 7 | 14.6 | 37 | 0 |
| | ^Wesley Walls | at Carolina 10/8/00 | 102 | 7 | 14.6 | 26 | 0 |
| | Larry Fitzgerald | at Arizona 11/6/05 | 102 | 8 | 12.8 | 23 | 0 |
| | Dave Logan | vs. Cleveland 12/20/81 | 101 | 5 | 20.2 | 26 | 1 |
| 137 | Cris Collinsworth | at Cincinnati 9/8/85 | 101 | 4 | 25.3 | 71 | 0 |
| | Henry Ellard | at L.A. Rams 10/23/88 | 101 | 7 | 14.4 | 20 | 0 |
| | Irving Fryar | at New England 9/20/92 | 101 | 6 | 16.8 | 36t | 1 |
| | Derrick Alexander | at Kansas City 11/21/99 | 101 | 8 | 12.6 | 25 | 0 |
| | Torry Holt | vs. St. Louis 9/10/00 | 101 | 6 | 16.8 | 41 | 0 |
| | ^Tony Gonzalez | vs. Kansas City 10/29/00 | 101 | 8 | 12.6 | 22 | 0 |
| | Eric Moulds | vs. Buffalo 12/23/00 | 101 | 4 | 25.3 | 48 | 0 |
| | Donte' Stallworth | vs. New Orleans 9/7/03 | 101 | 8 | 12.6 | 30 | 0 |
| | Isaac Curtis | at Cincinnati 9/25/77 | 100 | 3 | 33.3 | 54 | 1 |
| | Stephon Paige | at Kansas City 12/27/87 | 100 | 7 | 14.3 | 46t | 1 |
| | Jeff Graham | vs. N.Y. Jets 8/31/97 | 100 | 3 | 33.3 | 47 | 2 |
| 146 | Tony Martin | at San Diego 11/9/97 | 100 | 5 | 20.0 | 61 | 2 |
| | Amani Toomer | at N.Y. Giants 9/22/02 | 100 | 4 | 25.0 | 49 | 0 |
| | Torry Holt | at St. Louis 12/14/03 | 100 | 6 | 16.7 | 40t | 1 |
| | Keary Colbert | vs. Carolina 10/31/04 | 100 | 4 | 25.0 | 63 | 0 |

RECEPTIONS

| | Player | Team, Date | No. | Yds. | Avg. | LG | TD |
|---|-----------------------|-------------------------------|-----|------|------|-----|----|
| 1 | Wes Chandler | at San Diego 9/15/85 | 13 | 243 | 18.7 | 45 | 1 |
| | Tony Martin | at San Diego 9/10/95 | 13 | 163 | 12.5 | 24 | 0 |
| 3 | Gary Clark | vs. Phoenix 12/19/93 (OT) | 12 | 152 | 12.7 | 28 | 1 |
| 4 | ^ Todd Christensen | vs. L.A. Raiders 10/16/83 | 11 | 152 | 13.8 | 22t | 3 |
| | Curtis Conway | at San Diego 12/30/01 | 11 | 156 | 14.2 | 38 | 1 |
| 6 | + Don McCauley | vs. Baltimore 11/12/78 | 10 | 88 | 8.8 | 19 | 0 |
| | Cliff Branch | at Oakland 12/16/79 | 10 | 109 | 10.9 | 15 | 0 |
| | Clarence Williams | at San Diego 10/4/81 | 10 | 89 | 8.9 | 15 | 0 |
| | Anthony Miller | vs. San Diego 10/3/93 | 10 | 123 | 12.3 | 20 | 1 |
| | Jimmy Smith | at Jacksonville 11/12/00 | 10 | 117 | 11.7 | 67t | 1 |
| | James Thrash | vs. Philadelphia 9/23/01 | 10 | 165 | 16.5 | 64t | 2 |
| | Peerless Price | at Buffalo 11/18/01 | 10 | 138 | 13.8 | 23 | 1 |
| | + LaDainian Tomlinson | at San Diego 12/30/01 | 10 | 68 | 6.8 | 13 | 0 |
| | Anquan Boldin | vs. Arizona 12/21/03 | 10 | 122 | 12.2 | 60t | 1 |
| | Jabar Gaffney | vs. Houston 10/16/05 | 10 | 87 | 8.7 | 26 | 0 |
| | ^ Jeremy Shockey | vs. N.Y. Giants 11/27/05 (OT) | 10 | 127 | 12.7 | 24 | 1 |

3.0 SACKS

| | Player | Team, Date | Sacks | Yards |
|---|----------------------|---------------------------|-------|-------|
| 1 | Derrick Thomas | at Kansas City 11/11/90 | *7.0 | 60.0 |
| 2 | Barney Chavous | vs. Denver 12/21/80 | 4.0 | 47.0 |
| | Anthony Smith | vs. L.A. Raiders 10/18/92 | 4.0 | 29.0 |
| | Anthony Smith | vs. L.A. Raiders 9/12/93 | 4.0 | 21.0 |
| | Leslie O'Neal | vs. San Diego 10/22/95 | 4.0 | 26.0 |
| 6 | Keith Willis | vs. Pittsburgh 10/23/83 | 3.5 | 15.0 |
| | Randy White | vs. Dallas 12/4/83 | 3.5 | 30.0 |
| | Simon Fletcher | vs. Denver 11/30/92 (OT) | 3.5 | 23.5 |
| 9 | 13 players tied with | | 3.0 | |

*NFL Record; +Running Back; ^ Tight End

MISCELLANEOUS TOP TEN

HOME ATTENDANCE

| Att. | Opponent | Stadium | Date | W/L | Score |
|-----------|--------------|---------------|--------------------|-----|-------|
| 1 68,681 | Oakland | Husky Stadium | December 16, 2000 | W | 27-24 |
| 2 68,661 | Denver | Husky Stadium | November 26, 2000 | L | 38-31 |
| 3 68,256 | Green Bay | Qwest Field | November 27, 2006 | W | 34-24 |
| 4 68,175 | St. Louis | Qwest Field | November 12, 2006 | W | 24-22 |
| 5 68,174 | San Diego | Qwest Field | December 24, 2006 | L | 20-17 |
| 6 68,161 | N.Y. Giants | Qwest Field | September 24, 2006 | W | 42-30 |
| 7 68,118 | Minnesota | Qwest Field | October 22, 2006 | L | 31-13 |
| 8 68,093 | Dallas | Qwest Field | December 6, 2004 | L | 43-39 |
| 9 68,058* | Dallas | Qwest Field | January 6, 2007 | W | 21-20 |
| 10 67,855 | Indianapolis | Qwest Field | December 24, 2005 | W | 28-13 |

ROAD ATTENDANCE

| Att. | Opponent | Stadium | Date | W/L | Score |
|-----------|--------------|----------------------|--------------------|-----|-----------|
| 1 90,215 | Washington | FedEx Field | October 2, 2005 | L | 20-17(OT) |
| 2 88,734* | L.A. Raiders | Los Angeles Coliseum | January 8, 1983 | L | 30-14 |
| 3 82,893 | Kansas City | Arrowhead Stadium | October 2, 2000 | L | 24-17 |
| 4 82,352 | Washington | FedEx Field | November 4, 2001 | L | 27-14 |
| 5 80,728 | Washington | FedEx Field | November 9, 2003 | L | 27-20 |
| 6 78,847 | Kansas City | Arrowhead Stadium | October 23, 1994 | L | 38-23 |
| 7 78,605 | Cleveland | Municipal Stadium | October 9, 1988 | W | 16-10 |
| 8 78,551 | N.Y. Giants | Giants Stadium | September 22, 2002 | L | 9-6 |
| 9 78,119 | N.Y. Giants | Giants Stadium | December 23, 2001 | L | 27-24 |
| 10 77,645 | Kansas City | Arrowhead Stadium | October 29, 2006 | L | 35-28 |

COLDEST GAMES

| | Temp. | Opponent | Date | W/L | Score |
|----|-------|-----------------|-------------------|-----|------------|
| 1 | 16 | at Denver | December 3, 2006 | W | 23-20 |
| 2 | 20* | at Green Bay | January 4, 2004 | L | 33-27 (OT) |
| 3 | 22 | at Denver | December 10, 2000 | L | 31-24 |
| 4 | 26 | at Pittsburgh | December 6, 1992 | L | 20-14 |
| 5 | 27 | at Denver | December 19, 1999 | L | 36-30 (OT) |
| 6 | 30 | at Cincinnati | December 10, 1989 | W | 24-17 |
| 7 | 31 | at New England | December 4, 1988 | L | 13-7 |
| | 31 | at Kansas City | December 24, 1995 | L | 26-3 |
| | 31 | at Philadelphia | December 5, 2005 | W | 42-0 |
| 10 | 32 | at Kansas City | December 2, 1979 | L | 37-21 |
| | 32* | at Chicago | January 14, 2007 | L | 27-24 |

WARMEST GAMES

| | Temp. | Opponent | Date | W/L | Score |
|----|-------|-----------------|--------------------|-----|-------|
| 1 | 98 | at Arizona | September 14, 2003 | W | 38-0 |
| 2 | 95 | at N.Y. Jets | September 11, 1983 | W | 17-10 |
| 3 | 94 | at Kansas City | September 4, 1987 | L | 17-13 |
| 4 | 93 | at Philadelphia | September 10, 1989 | L | 31-7 |
| 5 | 89 | at Miami | September 3, 2000 | L | 23-0 |
| 6 | 88 | at Cincinnati | September 8, 1985 | W | 28-24 |
| | 88 | at Tampa Bay | September 19, 2004 | W | 10-6 |
| 8 | 85 | at Denver | September 13, 1987 | L | 40-17 |
| 9 | 84 | at San Diego | September 1, 1996 | L | 29-7 |
| 10 | 83 | at Denver | October 1, 1978 | L | 28-7 |

* Playoff Game

RECORD BY MONTH

| Year | REGULAR SEASON | | | | | | Record |
|--------------|----------------|--------------|--------------|--------------|--------------|------------|-----------------------|
| | Aug. | Sept. | Oct. | Nov. | Dec. | Jan. | |
| 1976 | | 0-3 | 1-4 | 1-3 | 0-2 | | 2-12 |
| 1977 | | 0-2 | 2-3 | 1-3 | 2-1 | | 5-9 |
| 1978 | | 2-2 | 2-3 | 3-1 | 2-1 | | 9-7 |
| 1979 | | 1-4 | 3-1 | 3-1 | 2-1 | | 9-7 |
| 1980 | | 2-2 | 2-2 | 0-5 | 0-3 | | 4-12 |
| 1981 | | 1-3 | 1-3 | 2-3 | 2-1 | | 6-10 |
| 1982 | | 0-2 | | 2-0 | 1-3 | 1-0 | 4-5 |
| 1983 | | 2-2 | 3-2 | 2-2 | 2-1 | | 9-7 |
| 1984 | | 4-1 | 3-1 | 4-0 | 1-2 | | 12-4 |
| 1985 | | 2-2 | 2-2 | 2-2 | 2-2 | | 8-8 |
| 1986 | | 3-1 | 2-2 | 2-3 | 3-0 | | 10-6 |
| 1987 | | 1-1 | 3-1 | 3-2 | 2-2 | | 9-6 |
| 1988 | | 2-2 | 3-2 | 2-2 | 2-1 | | 9-7 |
| 1989 | | 1-2 | 3-2 | 0-4 | 3-1 | | 7-9 |
| 1990 | | 0-3 | 3-1 | 2-2 | 4-1 | | 9-7 |
| 1991 | | 2-3 | 3-1 | 1-2 | 1-3 | | 7-9 |
| 1992 | | 1-3 | 0-4 | 1-3 | 0-4 | | 2-14 |
| 1993 | | 2-2 | 2-2 | 1-2 | 1-3 | 0-1 | 6-10 |
| 1994 | | 3-1 | 0-4 | 2-2 | 1-3 | | 6-10 |
| 1995 | | 1-2 | 1-4 | 3-1 | 3-1 | | 8-8 |
| 1996 | | 1-4 | 2-1 | 2-2 | 2-2 | | 7-9 |
| 1997 | 0-1 | 2-2 | 3-0 | 1-4 | 2-1 | | 8-8 |
| 1998 | | 3-1 | 1-2 | 2-3 | 2-2 | | 8-8 |
| 1999 | | 2-1 | 2-1 | 4-1 | 1-3 | | 0-19-7 |
| 2000 | | 2-2 | 0-5 | 2-1 | 2-2 | | 6-10 |
| 2001 | | 1-2 | 2-1 | 2-2 | 3-2 | 1-0 | 9-7 |
| 2002 | | 1-3 | 1-2 | 2-2 | 3-2 | | 7-9 |
| 2003 | | 3-0 | 2-2 | 3-2 | 2-2 | | 10-6 |
| 2004 | | 3-0 | 1-3 | 2-2 | 2-2 | 1-0 | 9-7 |
| 2005 | | 2-1 | 3-1 | 4-0 | 4-0 | 0-1 | 13-3 |
| 2006 | | 3-0 | 1-3 | 3-1 | 2-3 | | 9-7 |
| Total | 0-1 | 53-59 | 57-65 | 64-63 | 59-57 | 3-3 | 236-248 (.488) |

| Year | INCLUDING PLAYOFFS | | | | | | Record | Playoffs |
|--------------|--------------------|--------------|--------------|--------------|---------------|--------------|-----------------|------------|
| | Aug. | Sept. | Oct. | Nov. | Dec. | Jan. | | |
| 1976 | | 0-3 | 1-4 | 1-3 | 0-2 | | 2-12 | |
| 1977 | | 0-2 | 2-3 | 1-3 | 2-1 | | 5-9 | |
| 1978 | | 2-2 | 2-3 | 3-1 | 2-1 | | 9-7 | |
| 1979 | | 1-4 | 3-1 | 3-1 | 2-1 | | 9-7 | |
| 1980 | | 2-2 | 2-2 | 0-5 | 0-3 | | 4-12 | |
| 1981 | | 1-3 | 1-3 | 2-3 | 2-1 | | 6-10 | |
| 1982 | | 0-2 | | 2-0 | 1-3 | 1-0 | 4-5 | |
| 1983 | | 2-2 | 3-2 | 2-2 | 4-1* | 0-1* | 9-8* | 2-1 |
| 1984 | | 4-1 | 3-1 | 4-0 | 2-3* | | 13-5* | 1-1 |
| 1985 | | 2-2 | 2-2 | 2-2 | 2-2 | | 8-8 | |
| 1986 | | 3-1 | 2-2 | 2-3 | 3-0 | | 10-6 | |
| 1987 | | 1-1 | 3-1 | 3-2 | 2-2 | 0-1* | 9-7* | 0-1 |
| 1988 | | 2-2 | 3-2 | 2-2 | 2-2* | | 9-8* | 0-1 |
| 1989 | | 1-2 | 3-2 | 0-4 | 3-1 | | 7-9 | |
| 1990 | | 0-3 | 3-1 | 2-2 | 4-1 | | 9-7 | |
| 1991 | | 2-3 | 3-1 | 1-2 | 1-3 | | 7-9 | |
| 1992 | | 1-3 | 0-4 | 1-3 | 0-4 | | 2-14 | |
| 1993 | | 2-2 | 2-2 | 1-2 | 1-3 | 0-1 | 6-10 | |
| 1994 | | 3-1 | 0-4 | 2-2 | 1-3 | | 6-10 | |
| 1995 | | 1-2 | 1-4 | 3-1 | 3-1 | | 8-8 | |
| 1996 | | 1-4 | 2-1 | 2-2 | 2-2 | | 7-9 | |
| 1997 | 0-1 | 2-2 | 3-0 | 1-4 | 2-1 | | 8-8 | |
| 1998 | | 3-1 | 1-2 | 2-3 | 2-2 | | 8-8 | |
| 1999 | | 2-1 | 2-1 | 4-1 | 1-3 | 0-2* | 9-8* | 0-1 |
| 2000 | | 2-2 | 0-5 | 2-1 | 2-2 | | 6-10 | |
| 2001 | | 1-2 | 2-1 | 2-2 | 3-2 | 1-0 | 9-7 | |
| 2002 | | 1-3 | 1-2 | 2-2 | 3-2 | | 7-9 | |
| 2003 | | 3-0 | 2-2 | 3-2 | 2-2 | 0-1* | 10-7* | 0-1 |
| 2004 | | 3-0 | 1-3 | 2-2 | 2-2 | 1-1* | 9-8* | 0-1 |
| 2005 | | 2-1 | 3-1 | 4-0 | 4-0 | 2-2* | 15-4* | 2-1 |
| 2006 | | 3-0 | 1-3 | 3-1 | 2-3 | 1-1* | 10-8* | 1-1 |
| Total | 0-1 | 53-59 | 57-65 | 64-63 | 62-59* | 6-10* | 242-257* | 6-9 |

* includes playoffs

PRIME TIME RECORD

(31-21)

MONDAY NIGHT FOOTBALL (15-8)

| Date | W/L | Score | Opponent |
|--------------------|-----|------------|-------------------|
| October 29, 1979 | W | 31-28 | at Atlanta |
| November 26, 1979 | W | 30-7 | vs. N.Y. Jets |
| November 17, 1980 | L | 19-17 | vs. Oakland |
| November 16, 1981 | W | 44-23 | vs. San Diego |
| October 29, 1984 | W | 24-0 | at San Diego |
| November 12, 1984 | W | 17-14 | at L.A. Raiders |
| September 23, 1985 | L | 35-24 | vs. L.A. Rams |
| November 25, 1985 | L | 19-6 | at San Francisco |
| October 6, 1986 | W | 33-7 | vs. San Diego |
| December 8, 1986 | W | 37-0 | vs. L.A. Raiders |
| November 9, 1987 | L | 30-14 | at N.Y. Jets |
| November 30, 1987 | L | 37-14 | vs. L.A. Raiders |
| November 28, 1988 | W | 35-27 | vs. L.A. Raiders |
| December 4, 1989 | W | 17-16 | vs. Buffalo |
| October 1, 1990 | W | 31-16 | vs. Cincinnati |
| November 30, 1992 | W | 16-13 (OT) | vs. Denver |
| November 1, 1999 | W | 27-7 | at Green Bay |
| October 2, 2000 | L | 24-17 | at Kansas City |
| October 14, 2002 | L | 28-21 | vs. San Francisco |
| December 6, 2004 | L | 43-39 | vs. Dallas |
| December 5, 2005 | W | 42-0 | at Philadelphia |
| November 6, 2006 | W | 16-0 | vs. Oakland |
| November 27, 2006 | W | 34-24 | vs. Green Bay |

THURSDAY-SUNDAY NIGHT (16-13)

| Date | Network | W/L | Score | Opponent |
|------------------------------|----------|-----|-------|-------------------|
| Friday, December 20, 1985 | ABC | L | 27-24 | vs. Denver |
| Thursday, November 27, 1986* | NBC | W | 31-14 | at Dallas |
| Sunday, December 13, 1987 | ESPN | W | 28-21 | vs. Denver |
| Sunday, December 11, 1988 | ESPN | W | 42-14 | vs. Denver |
| Sunday, December 17, 1989 | ESPN | W | 23-17 | vs. L.A. Raiders |
| Sunday, November 25, 1990 | ESPN | W | 13-10 | at San Diego |
| Sunday, December 23, 1990 | ESPN | W | 17-12 | vs. Denver |
| Sunday, October 13, 1991 | ESPN | L | 23-20 | vs. L.A. Raiders |
| Sunday, December 22, 1991 | ESPN | W | 23-9 | vs. L.A. Rams |
| Sunday, November 22, 1992 | ESPN | L | 24-14 | vs. Kansas City |
| Sunday, September 12, 1993 | TNT | L | 17-13 | vs. L.A. Raiders |
| Sunday, December 18, 1994 | ESPN | L | 17-16 | vs. L.A. Raiders |
| Sunday, December 17, 1995 | ESPN | W | 44-10 | vs. L.A. Raiders |
| Thursday, October 17, 1996 | TNT | L | 34-16 | at Kansas City |
| Sunday, December 15, 1996 | ESPN | L | 20-13 | at Jacksonville |
| Sunday, December 21, 1997 | ESPN | W | 38-9 | vs. San Francisco |
| Sunday, October 4, 1998 | ESPN | L | 17-6 | at Kansas City |
| Sunday, November 1, 1998 | ESPN | L | 31-18 | vs. Oakland |
| Sunday, October 2, 1999 | ESPN | W | 22-21 | vs. Oakland |
| Sunday, November 14, 1999 | ESPN | W | 20-17 | vs. Denver |
| Saturday, December 23, 2000 | ESPN | L | 42-23 | vs. Buffalo |
| Sunday, November 11, 2001 | ESPN | W | 34-27 | vs. Oakland |
| Sunday, December 9, 2001 | ESPN | L | 20-7 | at Denver |
| Sunday, September 29, 2002 | ESPN | W | 48-23 | vs. Minnesota |
| Sunday, October 12, 2003 | ESPN | W | 20-19 | vs. San Francisco |
| Sunday, October 16, 2005 | ESPN | W | 42-10 | vs. Houston |
| Sunday, October 1, 2006 | NBC | L | 37-6 | at Chicago |
| Sunday, December 3, 2006 | NBC | W | 23-20 | at Denver |
| Thursday, December 14, 2006 | NFL Net. | L | 24-14 | vs. San Francisco |

*Thanksgiving Day Game

RECORDS BY TELEVISION NETWORK

NFL Network (0-1) ESPN (16-8) NBC (2-1) ABC (13-9) TNT (0-2)

RECORD BY STARTING QUARTERBACK

| BY YEAR | | | 1997 | Warren Moon | 7-7 |
|---------|----------------|--------|-----------------|-----------------|-------|
| Year | Quarterback | Record | | John Friesz | 0-1 |
| 1976 | Jim Zorn | 2-12 | | Jon Kitna | 1-0 |
| 1977 | Jim Zorn | 4-6 | 1998 | Warren Moon | 4-6 |
| | Steve Myer | 1-3 | | Jon Kitna | 3-2 |
| 1978 | Jim Zorn | 9-7 | | John Friesz | 1-0 |
| 1979 | Jim Zorn | 9-7 | 1999 | Jon Kitna | 8-7 |
| 1980 | Jim Zorn | 4-12 | | Glenn Foley | 1-0 |
| 1981 | Jim Zorn | 4-9 | 2000 | Jon Kitna | 6-6 |
| | Dave Krieg | 2-1 | | Brock Huard | 0-4 |
| 1982 | Jim Zorn | 4-3 | 2001 | Matt Hasselbeck | 5-7 |
| | Dave Krieg | 0-2 | | Trent Dilfer | 4-0 |
| 1983 | Jim Zorn | 4-4 | 2002 | Matt Hasselbeck | 5-5 |
| | Dave Krieg | 5-3 | | Trent Dilfer | 2-4 |
| 1984 | Dave Krieg | 12-4 | 2003 | Matt Hasselbeck | 10-6 |
| 1985 | Dave Krieg | 8-8 | 2004 | Matt Hasselbeck | 7-7 |
| 1986 | Dave Krieg | 10-4 | | Trent Dilfer | 2-0 |
| | Gale Gilbert | 0-2 | 2005 | Matt Hasselbeck | 13-3 |
| 1987 | Dave Krieg | 7-5 | 2006 | Matt Hasselbeck | 7-5 |
| | Jeff Kemp | 1-0 | | Seneca Wallace | 2-2 |
| | Bruce Mathison | 1-1 | BY WINNING % | | |
| 1988 | Dave Krieg | 6-3 | Quarterback | Record | Win % |
| | Kelly Stouffer | 3-3 | Glenn Foley | 1-0 | 1.000 |
| | Jeff Kemp | 0-1 | Trent Dilfer | 8-4 | .667 |
| 1989 | Dave Krieg | 7-7 | Matt Hasselbeck | 47-33 | .588 |
| | Kelly Stouffer | 0-2 | Dave Krieg | 70-49 | .588 |
| 1990 | Dave Krieg | 9-7 | John Friesz | 6-5 | .545 |
| 1991 | Dave Krieg | 4-5 | Jon Kitna | 18-15 | .545 |
| | Jeff Kemp | 2-3 | Bruce Mathison | 1-1 | .500 |
| | Dan McGwire | 1-0 | Seneca Wallace | 2-2 | .500 |
| | Kelly Stouffer | 0-1 | Warren Moon | 11-13 | .458 |
| 1992 | Stan Gelbaugh | 0-8 | Jeff Kemp | 3-4 | .429 |
| | Kelly Stouffer | 2-5 | Dan McGwire | 2-3 | .400 |
| | Dan McGwire | 0-1 | Jim Zorn | 40-60 | .400 |
| 1993 | Rick Mirer | 6-10 | Rick Mirer | 20-31 | .392 |
| 1994 | Rick Mirer | 5-8 | Kelly Stouffer | 5-11 | .313 |
| | Dan McGwire | 1-2 | Steve Myer | 1-3 | .250 |
| 1995 | Rick Mirer | 7-6 | Stan Gelbaugh | 1-8 | .111 |
| | John Friesz | 1-2 | Gale Gilbert | 0-2 | .000 |
| 1996 | Rick Mirer | 2-7 | Brock Huard | 0-4 | .000 |
| | John Friesz | 4-2 | | | |
| | Stan Gelbaugh | 1-0 | | | |

ALL-TIME HONORS

CAPTAINS

Offense

| | |
|-------|--------------------------------------|
| 1976 | Norm Evans, T |
| 1977 | Norm Evans, T |
| 1978 | Norm Evans, T |
| 1979 | Steve Largent, WR |
| 1980 | Steve Largent, WR |
| 1981 | Steve Largent, WR |
| 1982 | Steve Largent, WR |
| 1983 | Steve Largent, WR |
| 1984 | Charle Young, TE |
| 1985 | Steve Largent, WR |
| 1986 | Steve Largent, WR |
| 1987 | Steve Largent, WR Curt Warner, RB |
| 1988 | Steve Largent, WR |
| 1989 | Steve Largent, WR |
| 1990 | Dave Krieg, QB |
| 1991 | Dave Krieg, QB |
| 1992 | John L. Williams, FB |
| 1993 | John L. Williams, FB |
| 1994 | Ray Donaldson, C |
| 1995 | Rick Mirer, QB |
| 1996 | Rick Mirer, QB Chris Warren, RB |
| 1997 | John Friesz, QB |
| 1998 | Warren Moon, QB Kevin Glover, C |
| 1999* | Jon Kitna, QB Ricky Watters, RB |

Defense

| |
|----------------------|
| Mike Curtis, LB |
| Eddie McMillan, S |
| Dennis Boyd, DT |
| Dennis Boyd, DE |
| Keith Simpson, S |
| Keith Simpson, CB |
| Keith Simpson, CB |
| Dave Brown, CB |
| Dave Brown, CB |
| Dave Brown, CB |
| Dave Brown, CB |
| Kenny Easley, S |
| Jacob Green, DE |
| Eugene Robinson, S |
| Jacob Green, DE |
| Jacob Green, DE |
| Jacob Green, DE |
| Eugene Robinson, S |
| Eugene Robinson, S |
| Eugene Robinson, S |
| Winston Moss, LB |
| Terry Wooden, LB |
| Winston Moss, LB |
| Darryl Williams, S |
| Michael Sinclair, DE |
| Chad Brown, LB |
| Cortez Kennedy, DT |

Special Teams

| |
|-------------------|
| Ed Bradley, LB |
| Steve Preece, S |
| Autry Beamon, S |
| Autry Beamon, S |
| Don Dufek, S |
| Don Dufek, S |
| Eric Lane, RB |
| Eric Lane, RB |
| Eric Lane, RB |
| Eric Lane, FB |
| Paul Moyer, S |
| Game-to-Game |
| Game-to-Game |
| Game-to-Game |
| Game-to-Game |
| James Jones, TE |
| Tracy Johnson, FB |
| Trey Junkin, TE |
| Tracy Johnson, FB |
| Trey Junkin, TE |
| Trey Junkin, TE |
| Rick Tuten, P |
| Jay Bellamy, S |
| Jay Bellamy, S |
| Fabien Bowles, WR |
| James Logan, LB |

Season captains discontinued in 1999 and 2000

| | | | |
|------|------------------------------------|------------------------------------|---|
| 2001 | Offense Matt Hasselbeck, QB | Robbie Tobeck, C | Ricky Watters, RB |
| | Defense Chad Brown, LB | Levon Kirkland, LB | Marcus Robertson, S |
| 2002 | Offense Trent Dilfer, QB | Robbie Tobeck, C | Mack Strong, FB |
| | Defense Chad Brown, LB | Chad Eaton, DT | Marcus Robertson, S |
| 2003 | Offense Matt Hasselbeck, QB | Defense John Randle, DT | Special Teams Alex Bannister, WR |
| 2004 | Offense Matt Hasselbeck, QB | Defense Anthony Simmons, LB | Special Teams Alex Bannister, WR |
| 2005 | Offense Matt Hasselbeck, QB | Defense Grant Wistrom, DE | Special Teams Alex Bannister, WR |
| | *Shaun Alexander, RB | *Lofa Tatupu, LB | *Josh Scobey, KOR |
| 2006 | Matt Hasselbeck, QB | Lofa Tatupu, LB | J.P. Darche, LS |
| | Walter Jones, T | Ken Hamlin, FS | Jimmy Williams, CB |

* playoff captains

RING OF HONOR

| | | | | | |
|------|---------------|-------------|------|----------------|------------|
| 1989 | Steve Largent | WR | 1995 | Jacob Green | DE |
| 1991 | Jim Zorn | QB | 2002 | Kenny Easley | S |
| 1992 | Dave Brown | CB | 2004 | Dave Krieg | QB |
| 1992 | Pete Gross | Broadcaster | 2005 | Chuck Knox | Head Coach |
| 1994 | Curt Warner | RB | 2006 | Cortez Kennedy | DT |

STEVE LARGENT AWARD

(Presented to the player who best exemplifies the spirit, dedication, and integrity of the Seahawks)

| | | | | | |
|------|-----------------|----|------|------------------|----|
| 1989 | Steve Largent | WR | 1998 | Michael Sinclair | DE |
| 1990 | Jacob Green | DE | 1999 | Chad Brown | LB |
| 1991 | Rufus Porter | LB | 2000 | Ricky Watters | RB |
| 1992 | Jeff Bryant | DE | 2001 | Mack Strong | FB |
| | Joe Nash | DT | 2002 | Mack Strong | FB |
| 1993 | Eugene Robinson | S | 2003 | Trent Dilfer | QB |
| 1994 | Brian Blades | WR | 2004 | Mack Strong | FB |
| 1995 | Terry Wooden | LB | 2005 | Mack Strong | FB |
| 1996 | Cortez Kennedy | DT | 2006 | Mack Strong | FB |
| 1997 | Winston Moss | LB | | | |

MAN OF THE YEAR

| | | | | | |
|------|------------------|----|------|-----------------|----|
| 1976 | Norm Evans | T | 1993 | Eugene Robinson | S |
| 1980 | Jim Zorn | QB | 1994 | Brian Blades | WR |
| 1981 | Manu Tuiaosopolo | DT | 1995 | Eugene Robinson | S |
| 1982 | Dave Brown | CB | 1996 | Todd Peterson | K |
| 1983 | Paul Johns | WR | 1997 | Rick Tuten | P |
| 1984 | Jeff West | P | 1998 | Sam Adams | DT |
| 1985 | Mike Tice | TE | 1999 | Jon Kitna | QB |
| 1986 | Mike Tice | TE | 2000 | Jon Kitna | QB |
| 1987 | Mike Tice | TE | 2001 | Brock Huard | QB |
| 1988 | Steve Largent | WR | 2002 | Trent Dilfer | QB |
| 1989 | Norm Johnson | K | 2003 | Matt Hasselbeck | QB |
| 1990 | Jacob Green | DE | 2004 | Mack Strong | FB |
| 1991 | Eugene Robinson | S | 2005 | Shaun Alexander | RB |
| 1992 | Eugene Robinson | S | 2006 | Marcus Trufant | CB |

MARCUS NALLEY TROPHY

(Most Valuable Player as voted by teammates)

| | | | | | |
|------|---------------|----|-----------------------------|------------------|----|
| 1976 | Jim Zorn | QB | 1988 | John L. Williams | FB |
| 1977 | Steve Largent | WR | 1989 | Brian Blades | WR |
| 1978 | Jim Zorn | QB | 1990 | John L. Williams | FB |
| 1979 | Steve Largent | WR | 1991 | Eugene Robinson | S |
| 1980 | Sam McCullum | WR | 1992 | Cortez Kennedy | DT |
| 1981 | Steve Largent | WR | 1993 | Eugene Robinson | S |
| 1982 | Kenny Easley | S | 1994 | Chris Warren | RB |
| 1983 | Curt Warner | RB | 1995 | Chris Warren | RB |
| 1984 | Kenny Easley | S | 1996 | Cortez Kennedy | DT |
| 1985 | Steve Largent | WR | 1997 | Darryl Williams | S |
| 1986 | Curt Warner | RB | 1998 | Chad Brown | LB |
| 1987 | Steve Largent | WR | <i>Discontinued in 1999</i> | | |

PRO BOWL

| Year | Player | Nominations | Year | Player | Nominations |
|------|-----------------------------|-------------|-------------------|------------------------------|-----------------|
| 1978 | Steve Largent, WR | 1 | 2001 | Walter Jones, T | 2 |
| 1979 | Steve Largent, WR | 2 | | John Randle, DT, starter | 1, 7 total |
| 1981 | Steve Largent, WR | 3 | 2002 | Walter Jones, T, starter | 3 |
| 1982 | Kenny Easley, S | 1 | 2003 | Shaun Alexander, RB | 1 |
| 1983 | Kenny Easley, S, starter | 2 | | Alex Bannister, WR | 1 |
| | Curt Warner, RB, starter | 1 | | Matt Hasselbeck, QB | 1 |
| 1984 | Dave Brown, CB | 1 | | Steve Hutchinson, G | 1 |
| | Kenny Easley, S, unanimous | 3 | | Walter Jones, T | 4 |
| | Norm Johnson, K | 1 | 2004 | Shaun Alexander, RB | 2 |
| | Dave Krieg, QB | 1 | | Steve Hutchinson, G | 2 |
| | Steve Largent, WR | 4 | | Walter Jones, T | 5 |
| | Joe Nash, DT, starter | 1 | 2005 | Shaun Alexander, RB, starter | 3 |
| | Fredd Young, special teams | 1 | | Matt Hasselbeck, QB, starter | 2 |
| 1985 | Kenny Easley, S, starter | 4 | | Steve Hutchinson, G, starter | 3 |
| | Steve Largent, WR, starter | 5 | | Walter Jones, T, starter | 6 |
| | Fredd Young, special teams | 2 | | Mack Strong, FB, starter | 1 |
| 1986 | Bobby Joe Edmonds, KR | 1 | | Lofa Tatupu, LB | 1 |
| | Jacob Green, DE | 1 | | Robbie Tobeck, C | 1 |
| | Steve Largent, WR, starter | 6 | 2006 | Walter Jones, T | 7 |
| | Curt Warner, RB, starter | 2 | | Julian Peterson, LB | 1, 3 total |
| | Fredd Young, LB, starter | 3 | | Mack Strong, FB | 2 |
| 1987 | Kenny Easley, S, starter | 5 | | Lofa Tatupu, LB | 2 |
| | Jacob Green, DE | 2 | AP ALL-PRO | | |
| | Steve Largent, WR, starter | 7 | 1st Team | | 2nd Team |
| | Curt Warner, RB, starter | 3 | 1978 | | Steve Largent |
| | Fredd Young, LB, starter | 4 | | | Jim Zorn |
| 1988 | Dave Krieg, QB | 2 | 1979 | | Steve Largent |
| | Rufus Porter, special teams | 1 | 1983 | Kenny Easley | Curt Warner |
| 1989 | Brian Blades, WR | 1 | 1984 | Norm Johnson | Steve Largent |
| | Dave Krieg, QB | 3 | | Joe Nash | Dave Brown |
| | Rufus Porter, special teams | 2 | | Kenny Easley | |
| 1990 | John L. Williams, FB | 1 | 1985 | Steve Largent | |
| 1991 | Cortez Kennedy, DT | 1 | | Kenny Easley | |
| | John L. Williams, FB | 2 | 1986 | Bobby Joe Edmonds | Curt Warner |
| 1992 | Cortez Kennedy, DT, starter | 2 | 1987 | Fredd Young | Steve Largent |
| | Eugene Robinson, S | 1 | | | Curt Warner |
| 1993 | Cortez Kennedy, DT, starter | 3 | 1992 | Cortez Kennedy | |
| | Eugene Robinson, S | 2 | 1993 | Cortez Kennedy | Eugene Robinson |
| | Chris Warren, RB | 1 | 1994 | Cortez Kennedy | Chris Warren |
| 1994 | Cortez Kennedy, DT, starter | 4 | | | Rick Tuten |
| | Rick Tuten, P | 1 | 1995 | | Chris Warren |
| | Chris Warren, RB | 2 | 1996 | | Cortez Kennedy |
| 1995 | Cortez Kennedy, DT | 5 | 1998 | | Chad Brown |
| | Chris Warren, RB, starter | 3 | 2001 | Walter Jones | |
| 1996 | Cortez Kennedy, DT, starter | 6 | 2003 | Steve Hutchinson | |
| | Michael Sinclair, DE | 1 | 2004 | Walter Jones | Shaun Alexander |
| 1997 | Warren Moon, QB | 1, 9 total | 2005 | Shaun Alexander | |
| | Michael Sinclair, DE | 2 | | Steve Hutchinson | |
| | Darryl Williams, S, starter | 1 | | Walter Jones | |
| 1998 | Chad Brown, LB, starter | 1 | | Mack Strong | |
| | Cortez Kennedy, DT | 7 | 2006 | | Walter Jones |
| | Michael Sinclair, DE | 3 | | | |
| | Shawn Springs, CB | 1 | | | |
| 1999 | Chad Brown, LB | 2, 3 total | | | |
| | Walter Jones, T | 1 | | | |
| | Cortez Kennedy, DT | 8 | | | |

RETIRED JERSEYS

#12 Seattle's fans, the 12th Man (1984)

#80 Steve Largent (1995)

PRO FOOTBALL HALL OF FAME

1995 Steve Largent, WR (elected in first year of eligibility)

NFL COACH OF THE YEAR

- 1978 Jack Patera (AP, The Sporting News, Washington DC Touchdown Club, Seattle Gold Helmet Committee)
- 1983 Chuck Knox (Vince Lombardi Committee, Seattle Gold Helmet Committee, Football News)
- 1984 Chuck Knox (AP, The Sporting News, Seattle Gold Helmet Committee)
- 1992 Tom Catlin, Assistant Head Coach/Defense (Sports Illustrated)

NFL/NATIONAL HONORS

- 1976 Steve Niehaus, DT (NFC Defensive Rookie of the Year)
Jim Zorn, QB (NFC Offensive Rookie of the Year)
- 1978 John Thompson, General Manager (The Sporting News NFL Executive of the Year)
- 1981 Kenny Easley, S (AFC Defensive Rookie of the Year)
- 1983 Kenny Easley, S (Football News AFC Defensive Player of the Year)
Chuck Knox, Head Coach (UPI AFC Coach of the Year, Football News NFL Coach of the Year)
Curt Warner, RB (UPI AFC Offensive Player of the Year, UPI AFC Rookie of the Year)
- 1984 Kenny Easley, S (AP, Pro Football Weekly and Kansas City 101 Club NFL Defensive Player of the Year, NFL Alumni Association Defensive Back of the Year)
Chuck Knox, Head Coach (Football Digest NFL Coach of the Year, UPI & PFWA AFC Coach of the Year)
Fredd Young, LB (AFC Special Teams Player of the Year)
- 1985 Steve Largent, WR (NFL Alumni Association Wide Receiver of the Year)
Fredd Young, LB (NFL Alumni Association Special Teams Player of the Year)
Curt Warner, RB (Sports Illustrated Comeback Player of the Year)
- 1986 Bobby Joe Edmonds, KR (AFC Special Teams Player of the Year)
Curt Warner, RB (UPI AFC Offensive Player of the Year)
- 1987 Curt Warner, RB (NFL Alumni Association Running Back of the Year)
- 1988 Steve Largent, WR (NFL Man of the Year)
- 1992 Cortez Kennedy, DT (AP, Pro Football Writers, NEA, College & Pro Football Newsweekly NFL Defensive Player of the Year)
- 1993 Rick Mirer, QB (NFL Offensive Rookie of the Year, UPI AFC Offensive Rookie of the Year)
- 1995 Eugene Robinson, S (Henry P. Iba Citizenship Award from the Tulsa Oklahoma Rotary Club)
- 2005 Shaun Alexander, RB (AP and Pro Football Weekly/PFWA Most Valuable Player, AP Offensive Player of the Year, The Sporting News, Maxwell Club and FedEx Ground Player of the Year)

NFL PLAYER OF THE MONTH

- 1986 Curt Warner, RB (October), Dave Krieg, QB (December)
- 1989 John L. Williams, FB (December)
- 1996 Michael McCrary, DE (December)
- 1998 Chad Brown, LB (November)
- 1999 Jon Kitna, QB (October), Jeff Feagles, P (December)
- 2004 Matt Hasselbeck, QB (December)
- 2005 Shaun Alexander, RB (November)
- 2006 Ken Hamlin, FB (September), Nate Burleson WR (Special Teams - November)

NFL ROOKIE OF THE MONTH

- 1997 Walter Jones, T (October)
- 2002 Rocky Bernard, DT (September)
- 2005 Lofa Tatupu, LB (December/January)

NFL PLAYER OF THE WEEK

- 1984 Joe Nash, NT (Week 4), Kenny Easley, S (Week 9), Dave Brown, CB (Week 10), Dave Krieg, QB (Week 13)
- 1985 Dave Krieg, QB & Daryl Turner, WR (Week 2), Terry Taylor, CB (Week 9)
- 1986 Steve Largent, WR (Week 5), Jacob Green, DE (Week 12)
- 1987 Fredd Young, LB (Week 2), Steve Largent, WR (Week 6), Brian Bosworth, LB (Week 15)
- 1988 Jacob Green, DE (Week 2), Dave Krieg, QB (Week 16)
- 1989 Steve Largent, WR (Week 14)
- 1990 Dave Krieg, QB (Week 10), Nesby Glasgow, S (Week 12), DE Jacob Green (Week 17)
- 1991 Rufus Porter, LB (Week 13)
- 1992 Cortez Kennedy, DT (Week 3)
- 1993 Chris Warren, RB (Week 3), *Rick Mirer, QB and P Rick Tuten (Week 5), Eugene Robinson (Week 11)
- 1994 Chris Warren, RB (Week 5), Robert Blackmon, S (Week 13)
- 1995 *Joey Galloway, WR (Week 11), Robert Blackmon, S (Week 12), Todd Peterson, K (Week 14), Robert Blackmon, S (Week 15), Rick Tuten, P (Week 16)
- 1996 Cortez Kennedy, DT (Week 6), Darryl Williams, S (Week 9), Michael McCrary, Special Teams (Week 10), Rick Tuten, P (Week 15), Michael McCrary, DE (Week 17)
- 1997 Chad Brown, LB (Week 3), Darryl Williams, S (Week 4), Warren Moon, QB (Weeks 9 & 11)
- 1998 Jon Kitna, QB (Week 13)
- 1999 *Charlie Rogers, PR, Special Teams (Week 3), Shawn Springs, CB (Week 8)
- 2000 Jon Kitna, QB (Week 11)
- 2001 Shaun Alexander, RB (Weeks 4 and 9), Charlie Rogers, KR, Special Teams (Week 16)
- 2002 Shaun Alexander, RB (Week 4), Matt Hasselbeck QB (Week 12), Ken Lucas CB (Week 15)
- 2003 *Ken Hamlin, S (Week 2), Bobby Engram, WR, Special Teams (Week 11), Chad Brown, LB (Week 17)
- 2004 Tom Rouen, P (Week 2), Ken Lucas, CB (Week 3), *Michael Boulware, S (Week 11), Darrell Jackson, WR (Week 14), Shaun Alexander, RB (Week 16)
- 2005 Shaun Alexander, RB (Weeks 3, 6, 9), Josh Brown, K (Week 7), Andre Dyson, CB (Week 13), Matt Hasselbeck, QB (Week 5)
- 2006 Josh Brown, K (Week 6, 12)
- * Rookie

STEVE LARGENT WR 1976-89



Pro Football Hall of Fame: Steve Largent became the first Seahawks player to be elected to the Pro Football Hall of Fame on Saturday, January 28, 1995. Largent was formally inducted in Canton, Ohio, on Saturday, July 29, along with Jim Finks, Henry Jordan, Lee Roy Selmon, and Kellen Winslow. He was presented into the Hall of Fame by Seahawks' Vice President Gary Wright. Largent was the 23rd player to be elected in his first year of eligibility.


NFL Records: Concluded his 14 National Football League seasons with league career records for receptions, 819; yards,

13,089; touchdowns, 100; consecutive games with a reception, 177; 50-catch seasons, 10; and 1,000-yard seasons, 8. Became only the second player in NFL history to have the career lead in receptions, yards, and touchdowns all at the same time joining Green Bay's Don Hutson (1945). Ranked third all-time at the time of his retirement with 40 career 100-yard games, trailing Don Maynard (50) and Lance Alworth (41). Still ranks 15th in total touchdowns with 101 (has one rushing), 11th with 40 100-yard games, and is 32nd in combined yards with 13,396.

Pro Career: Finished in the AFC's (or NFC's in 1976) top 10 in receptions 10 times in his first 12 seasons, failing only in 1977 and 1982, and in the top five seven times. Led the AFC in receptions in 1978 with 71 and finished second in 1981 (75) and 1987 (58), and was third in the NFC in 1976 (54). The only NFC wide receiver to catch more passes than Largent in 1976 was Dallas' Drew Pearson (58). Largent's total did lead all rookie wide receivers. Finished in the NFL's top 10 in receiving yards seven times, including a first-place finish in 1985, and a second in 1978, missing the lead by one yard. Missed only 10 games in his career due to injury, including six in 1989 with a broken elbow. Selected to play in the AFC-NFC Pro Bowl game seven times, after the 1978, 1979, 1981, 1984, 1985, 1986, and 1987 seasons. Unable to play in the 1979 game because of a wrist injury. Set the Pro Bowl career yardage record with 236, since surpassed by Jerry Rice with 495, and had 17 Pro Bowl receptions. Originally drafted in the fourth round in 1976 by the Houston Oilers. Was waived by the Oilers on August 24, recalled, and traded to the Seahawks for an eighth-round 1977 draft choice on August 26. The Oilers used that choice to select wide receiver Steve Davis from the University of Georgia.

Seahawks Records: Led the team in both receptions and yards in each of the team's first 12 seasons. Voted by his teammates as the Seahawks' Most Valuable Player after the 1977, 1979, 1981, 1985, and 1987 seasons. Was also elected Offensive Captain from 1979-83 and 1985-89. Second in games played (200) but has more starts (197) than any other player in team history. He was the first player voted into the team's Ring of Honor December 23, 1989.

Personal: Represented the 1st District of the State of Oklahoma for four terms. Was elected to the United States House of Representatives on November 8, 1994, and sworn in on November 29. Re-elected to a second two-year term in 1996, and resigned following his first-year of his fourth-term and sought election as the governor of Oklahoma in November, 2002. Attended Putnam City High School in Oklahoma City, Oklahoma, where he lettered in football and baseball. Steve and his wife, Terry, have three sons, Kyle, Kelly, and Kramer, and a daughter, Casie.



MIKE McCORMACK 1982-88

Pro Football Hall of Fame: Mike McCormack was inducted into the Pro Football Hall of Fame on July 28, 1984. He was one of four players honored in 1984 along with Arnie Weinmeister, Willie Brown and Charley Taylor. McCormack played with the Cleveland Browns from 1954-1962 and served as head coach of the Philadelphia Eagles (1973-75), Baltimore Colts (1980-81) and Seattle Seahawks (1982). He also served as president and general manager of the Seahawks. In 1993, he was hired by the newly formed Carolina Panthers as their team president and general manager. He retired from the Panthers organization in 1997.

Pro Career: One of the game's greatest offensive tackles, began his pro football career with the NFL's 1951 New York Yanks where as a rookie he earned the starting right tackle spot. That year he earned the first of six trips to the Pro Bowl, before being called into military service. The Baltimore Colts who acquired his rights before the start of the 1953 season, traded him to the Cleveland Browns in a massive 15-player deal. Even though the Browns knew Mike would not be available for a full year, he was the key man in the trade. Coach Paul Brown always considered it one of his wisest personnel moves. In his first season in Cleveland, McCormack, a former University of Kansas star and Chicago native, was asked to fill the middle guard position that had been vacated by the retiring Bill Willis on the defensive unit. It was a tall order, considering Willis would himself be elected to the Hall of Fame. McCormack, not surprisingly, was up to the challenge. He quickly became an important factor on an excellent Cleveland defensive team. Mike enjoyed perhaps his most memorable individual moment on the defensive team when, in the 1954 NFL Championship Game, he stole the ball from Detroit Lions quarterback Bobby Layne to set up one of the early touchdowns in a 56-10 Cleveland rout. But it was as an offensive tackle that McCormack made his lasting mark in pro football. Mike was the Browns' offensive right tackle for eight years from 1955 through 1962. During that period, the Browns' forward wall played a major role in assuring a balanced offensive approach and McCormack, equally adept as a blocker on rushing plays and as a quarterback protector, was a stabilizing factor throughout the period.

Seahawks Career: In 1982, McCormack joined the Seattle Seahawks as director of football operations, eventually becoming president and general manager the following season. He also served as the Seahawks interim head coach for the remainder of the 1982 season when Jack Patera was fired after the first two games. McCormack took over during the 57-day players strike and led the team to a 4-3 record. He then returned to his management position when the Seahawks hired Chuck Knox as their new head coach in 1983. Under McCormack's leadership, the Seahawks enjoyed the franchise's finest years until the mid 2000's. During his seven seasons with the team, Seattle reached the postseason four times, including the AFC Championship Game in 1983.

Personal: Married to wife Ann and has four children; Michael, Tim, Molly and Colleen. Was a member of the University of Kansas' all-time team and served as co-captain of the 1950 Jayhawks team.

WARREN MOON QB 1997-98



Pro Football Hall of Fame: Warren Moon was elected to the Pro Football Hall of Fame on Saturday, February 4, 2006, the day before the Seahawks played the Pittsburgh Steelers in Super Bowl XL. Moon was formally inducted in Canton, Ohio, on Sunday, August 6, along with Troy Aikman, Harry Carson, John Madden, Reggie White and Rayfield Wright. He was presented into the Hall of Fame by friend, agent and business associate Leigh Steinberg. Moon was the first African-American quarterback to be inducted.

Pro Career: Prior to the 1978 NFL Draft, some NFL scouts suggested that since University of Washington quarterback Warren Moon had played in a rollout rather than a drop-back passing offense, he would be a mid-round pick. Others speculated that since only one African American quarterback, James Harris, had achieved any measurable success in the NFL, Moon would have to play some other position. Regardless of which misguided reason motivated NFL scouts, Moon remained confident of his abilities and opted to sign with the Edmonton Eskimos of the Canadian Football League. He went on to lead the Eskimos to an unprecedented five consecutive Grey Cup victories. Eventually, Moon returned to the United States to play for the Houston Oilers in 1984. He racked up nearly 50,000 passing yards in 17 NFL seasons. Moon set a new club record with 3,338 yards passing in his first year with Houston, a mark he would break four more times. In 1986, when the Oilers installed the run-and-shoot offense, Moon's quarterback skills finally became apparent to all. The wide-open offense showcased Moon's strong arm, running skills, and big-play ability. In 1990, Moon led the league with 4,689 passing yards. He also led the league in attempts (584), completions (362), and touchdowns (33), and tied Dan Marino's record with nine 300-yard games in a season. The following year, he again led the league in passing yards 4,690. At the same time, he joined Hall of Fame quarterbacks Dan Marino and Dan Fouts as the only quarterbacks to post back-to-back 4,000-yard seasons. Moon also established new NFL records that season with 655 attempts and 404 completions. Moon was traded to the Minnesota Vikings before the 1994 season. In his debut season he passed for 4,264 yards and led the team to the playoffs. In his second season in Minnesota, he again passed for more than 4,200 yards. Moon moved on to the Seattle Seahawks as a free agent in 1997 where the veteran star set franchise records for completions (313) and yards passing (3,678) and earned his ninth Pro Bowl selection. Injuries limited his play in 1998. In 1999, Moon joined the Kansas City Chiefs and spent two seasons as a backup there before retiring. Despite spending his first six professional seasons in the CFL, Moon ranked third all-time in NFL passing yardage and fourth in touchdown passes thrown at the time of his retirement.

Seahawks Records: The 17-year NFL veteran played for the Seahawks from 1997-98, setting the franchise record for passing yards in one season with 3,678 in 1997, surpassed by Matt Hasselbeck in the 2003 season. His 313 completions in 1997 tie Hasselbeck for the most in a single season. He also holds the club record for most consecutive completions (17).

Personal: Named the NFL's Man of the Year in 1989 for his work in the community, Warren established the Crescent Moon Foundation in 1989 to raise money for college academic scholarships in Seattle, Los Angeles, Houston, and Minneapolis/St. Paul. He remains active in charity work, co-hosting a celebrity golf tournament with Steve Pool which benefits Seattle's Children's Hospital. Additionally, Warren has worked as an ambassador for the NFL promoting the game of football both nationally and internationally to young people. He returns to the Seahawks radio team for his fourth season and serves as the team's pre-season television analyst.

STEVE LARGENT

80



Wide Receiver 5-11 191

Tulsa

14 Seahawks Seasons

Trade (Houston) 1976

Career Games/Starts: 200/197

Birthdate: September 28, 1954

Tulsa, Oklahoma

Ring of Honor: December 23, 1989

The inaugural inductee into the Ring of Honor in 1989, Steve Largent concluded his 14 National Football League seasons with league career records for receptions, 819; yards, 13,089; touchdowns, 100; consecutive games with a reception, 177; 50-catch seasons, 10; and 1000-yard seasons, 8. Largent became the first Seahawks player to be elected to the Pro Football Hall of Fame July 29, 1995 and only the 23rd player to be elected in first year of eligibility. He finished in the AFC's (or NFC's in 1976) top 10 in receptions 10 times in his first 12 seasons. Led the AFC in receptions in 1978 with 71 and finished second in 1981 and 1987. Largent finished in the top 10 in receiving yards seven times, including a first-place finish in 1985, and sec-

ond in 1978, missing the lead by one yard. Selected to play in the Pro Bowl seven times (1978, 1979, 1981, 1984, 1985, 1986, and 1987) and was first-team All-NFL (AP) in both 1979 and 1985. Largent led the team in both receptions and yards in each of the team's first 12 seasons. Second in games played (200) but has more starts (197) than any other player in Seahawks history. After retiring from the game in 1989, Largent would gain political aspirations and represented the 1st District of the State of Oklahoma for four terms. He would then serve and be re-elected for his home state in the United States House of Representatives before resigning in his first-year of his fourth term to pursue the governorship of Oklahoma.

LARGENT'S NFL RECORD

| | Club | G/S | Receiving | | | LG | TD | Rushing | | | |
|-----------------|---------|---------|-----------|---------|-------|----|------|---------|------|------|----|
| | | | No. | Yds. | Avg. | | | Att. | Yds. | Avg. | TD |
| 1976 | Seattle | 14/13 | 54 | 705 | 13.0 | 45 | 4 | 4 | -14 | -3.5 | 0 |
| 1977 | Seattle | 14/14 | 33 | 643 | 19.4 | 74 | 10 | 0 | 0 | 0.0 | 0 |
| 1978 | Seattle | 16/16 | 71 | 1,168 | 16.5 | 57 | 8 | 0 | 0 | 0.0 | 0 |
| 1979 | Seattle | 15/15 | 66 | 1,237 | *18.7 | 55 | 9 | 0 | 0 | 0.0 | 0 |
| 1980 | Seattle | 16/16 | 66 | 1,064 | 16.1 | 67 | 6 | 1 | 2 | 2.0 | 0 |
| 1981 | Seattle | 16/16 | 75 | 1,224 | 16.3 | 57 | 9 | 6 | 47 | 7.8 | 1 |
| 1982 | Seattle | 8/8 | 34 | 493 | 14.5 | 45 | 3 | 1 | 8 | 8.0 | 0 |
| 1983 | Seattle | 15/14 | 72 | 1,074 | 14.9 | 46 | 11 | 0 | 0 | 0.0 | 0 |
| 1984 | Seattle | 16/16 | 74 | 1,164 | 15.7 | 65 | 12 | 2 | 10 | 5.0 | 0 |
| 1985 | Seattle | 16/16 | 79 | *1,287 | 16.3 | 43 | 6 | 0 | 0 | 0.0 | 0 |
| 1986 | Seattle | 16/16 | 70 | 1,070 | 15.3 | 38 | 9 | 0 | 0 | 0.0 | 0 |
| 1987 | Seattle | 13/13 | 58 | 912 | 15.7 | 58 | 8 | 2 | 33 | 16.5 | 0 |
| 1988 | Seattle | 15/15 | 39 | 645 | 16.5 | 46 | 2 | 1 | -3 | -3.0 | 0 |
| 1989 | Seattle | 10/9 | 28 | 403 | 14.4 | 33 | 3 | 0 | 0 | 0.0 | 0 |
| Career Totals | | 200/197 | *819 | *13,089 | 16.0 | 74 | *100 | 17 | 83 | 4.9 | 1 |
| Seahawks Totals | | 200/197 | 819 | 13,089 | 16.0 | 74 | 100 | 17 | 83 | 4.9 | 1 |

Playoff Games Played/Started: 1983: 3/3, 1984: 2/2, 1987: 1/1, 1988:1/1, Career: 7/7

LARGENT'S SINGLE-GAME HIGHS

Receptions: *15 vs. Detroit (10/18/87)

Longest: 74 vs. San Diego (11/27/77)

Yards: *261 vs. Detroit (10/18/87)

Most TDs: 3, 3 Times last vs. Detroit (10/18/87)

ADDITIONAL STATS

Passing: 7 attempts, 2 complete for 29 yards Punt Returns: 8 for 68 yards, 8.5 average, 12 long, 1 fair catch. Kickoff Returns: 8 for 156 yards, 19.5 average, 30 long. Scoring: 1 TD rushing (1981), 1 PAT (1985)

*Team Record

JIM ZORN

10



Quarterback 6-2 200
Cal Poly-Pomona
9 Seahawks Seasons
Free Agent 1976
Seattle Games/Starts: 126/100
Career Games/Starts: 140/(N/A)
Birthdate: May 10, 1953
Whittier, California
Ring of Honor: August 30, 1991

Inducted into the Ring of Honor in 1991, Jim Zorn was the starting quarterback for the Seahawks during their inaugural season in 1976 and would remain at the helm for the next seven years. Named the NFC Offensive Rookie of the Year in 1976 as he led the NFL in attempts with 439 and set a then record 2,571 passing yards, which was also a record for an expansion team. By the end of the 1979 season, Zorn became only the third player to throw for 10,000 yards in his first four seasons. In 1978,

he earned numerous accolades, which included being named AFC Player of the Year by the Washington D.C. Touchdown Club and first-team All-NFL by the NEA. Zorn, along with current protégé Matt Hasselbeck, are the only two Seahawks quarterbacks to throw for 300 yards in back-to-back games which he accomplished twice, once in 1979 and again in 1981. Zorn finished his career leading the Seahawks in every passing category amassing 20,122 passing yards and 107 touchdown passes.

ZORN'S NFL RECORD

PASSING

| Year | Club | G | Att. | Comp. | Yds. | Pct. | TD | Int. | LG | Sacked | Rate. |
|------------------------|-----------|------------|--------------|--------------|---------------|-------------|------------|------------|-----------|------------------|-------------|
| 1976 | Seattle | 14 | 439 | 208 | 2,571 | .473 | 12 | 27 | 80 | 25/196 | 49.5 |
| 1977 | Seattle | 10 | 251 | 104 | 1,687 | .414 | 16 | 19 | 82 | 12/51 | 54.3 |
| 1978 | Seattle | 16 | 443 | 248 | 3,283 | .560 | 15 | 20 | 64 | 44/284 | 72.1 |
| 1979 | Seattle | 16 | 505 | 285 | 3,661 | .564 | 20 | 18 | 65 | 23/201 | 77.7 |
| 1980 | Seattle | 16 | 488 | 276 | 3,346 | .566 | 17 | 20 | 67 | 44/341 | 72.3 |
| 1981 | Seattle | 13 | 397 | 236 | 2,788 | .594 | 13 | 9 | 80 | 24/201 | 82.4 |
| 1982 | Seattle | 9 | 245 | 126 | 1,540 | .514 | 7 | 11 | 50 | 20/152 | 61.9 |
| 1983 | Seattle | 16 | 205 | 103 | 1,166 | .502 | 7 | 7 | 43 | 9/64 | 64.8 |
| 1984 | Seattle | 16 | 17 | 7 | 80 | .412 | 0 | 2 | 21 | 1/8 | 16.4 |
| 1985 | Green Bay | 13 | 123 | 56 | 794 | .455 | 4 | 6 | 56 | 11/89 | 57.4 |
| 1987 | Tampa Bay | 1 | 36 | 20 | 199 | .556 | 0 | 2 | 26 | 7/43 | 48.3 |
| Career Totals | | 140 | 3,149 | 1,669 | 21,115 | .530 | 111 | 141 | 82 | 220/1,630 | 67.3 |
| Seahawks Totals | | 126 | 2,990 | 1,593 | 20,122 | .533 | 107 | 133 | 82 | 202/1,498 | 67.9 |

RUSHING

| Year | Club | G | Att. | Yds. | Avg. | LG | TD |
|------------------------|-----------|------------|------------|--------------|------------|-----------|-----------|
| 1976 | Seattle | 14 | 52 | 246 | 4.7 | 19 | 4 |
| 1977 | Seattle | 10 | 25 | 141 | 5.6 | 15 | 1 |
| 1978 | Seattle | 16 | 59 | 290 | 4.9 | 23 | 6 |
| 1979 | Seattle | 16 | 46 | 279 | 6.1 | 41 | 2 |
| 1980 | Seattle | 16 | 44 | 214 | 4.9 | 25 | 1 |
| 1981 | Seattle | 13 | 30 | 140 | 4.7 | 20 | 1 |
| 1982 | Seattle | 9 | 15 | 113 | 7.5 | 35 | 1 |
| 1983 | Seattle | 16 | 30 | 71 | 2.4 | 18 | 1 |
| 1984 | Seattle | 16 | 7 | -3 | -0.4 | 7 | 0 |
| 1985 | Green Bay | 13 | 10 | 9 | 0.9 | 8 | 0 |
| 1987 | Tampa Bay | 1 | 4 | 4 | 1.0 | 5 | 0 |
| Career Totals | | 140 | 322 | 1,504 | 4.7 | 41 | 17 |
| Seahawks Totals | | 126 | 308 | 1,491 | 4.8 | 41 | 17 |



ZORN'S SINGLE GAME HIGHS

Attempts: 49 vs. Philadelphia (12/12/76)

Yards: 384 vs. New Orleans (11/18/79)

Most TDs: 4, 4 Times last vs. New England (9/21/80)

Completions: 31 vs. Kansas City (9/27/81)

Longest: 82 vs. Cincinnati (9/25/77) to David Sims

Interceptions: 6 vs. Detroit (10/24/76)

DAVE BROWN

22



Cornerback 6-1 197
Michigan
11 Seahawks Seasons
Veteran Allocation (Pit)
Seattle Games/Starts: 159/159
Career Games/Starts: 172/159
Birthdate: January 16, 1953
Akron, Ohio
Ring of Honor: August 22, 1992

Inducted into the Ring of Honor in 1992, Dave Brown was an 11-year starter in the Seahawks' secondary from 1976-1986. Coming over from the Pittsburgh Steelers in the Veteran Allocation Draft in 1976, Brown would play his first year in a Hawks uniform at the free safety position leading the team with four interceptions. The following season #22 would shift over to the right-side cornerback position where he would be the "cornerstone" of the Seahawks' defense for the next 10 years, picking off another 46 passes, retir-

ing as the all-time Seahawks leader in the category with 50. In 1984, Brown picked off eight passes and was named to the AFC Pro Bowl squad and first-team All-NFL by NFL Films. Two of those interceptions were part of a NFL-record four interception returns for touchdowns on November 4, 1984 against the Kansas City Chiefs. Brown had returns of 90 and 58 yards. Brown retired as the Seahawks' leader in interception return yards (643), interception returns for touchdowns (5), and the aforementioned interceptions (50).


BROWN'S NFL RECORD

| Club | G/S | Tkl. | QB | Int. | Yds. | Avg. | LG | TD | FF | FR |
|------------------------|----------------|------------|------------|------------|-------------|-------------|-----------|-----------|-----------|-----------|
| 1975 Pittsburgh | 13/0 | 6 | 0.0 | 0 | 0 | 0.0 | 0 | 0 | 0 | 0 |
| 1976 Seattle | 14/14 | 111 | 0.0 | 4 | 70 | 17.5 | 33 | 0 | 2 | 0 |
| 1977 Seattle | 14/14 | 64 | 0.0 | 4 | 68 | 17.0 | 29 | 1 | 0 | 0 |
| 1978 Seattle | 16/16 | 41 | 0.0 | 3 | 44 | 14.7 | 44 | 0 | 0 | 3 |
| 1979 Seattle | 16/16 | 65 | 0.0 | 5 | 46 | 9.2 | 23 | 0 | 0 | 0 |
| 1980 Seattle | 16/16 | 63 | 1.0 | 6 | 32 | 5.2 | 24 | 0 | 0 | 0 |
| 1981 Seattle | 10/10 | 48 | 0.0 | 2 | 2 | 1.0 | 2 | 0 | 1 | 1 |
| 1982 Seattle | 9/9 | 50 | 1.0 | 1 | 3 | 3.0 | 3 | 0 | 0 | 2 |
| 1983 Seattle | 16/16 | 54 | 0 | 6 | 83 | 11.2 | 37 | 0 | 6 | 2 |
| 1984 Seattle | 16/16 | 54 | 0.0 | 8 | *179 | 22.4 | 90 | 2 | 0 | 1 |
| 1985 Seattle | 16/16 | 61 | 0.0 | 6 | 58 | 9.7 | 28 | 1 | 0 | 1 |
| 1986 Seattle | 16/16 | 73 | 0.0 | 5 | 58 | 11.6 | 24 | 1 | 1 | 1 |
| Career Totals | 172/159 | 690 | 2.0 | 50 | 643 | 12.9 | 90 | 5 | 10 | 11 |
| Seahawks Totals | 159/159 | 684 | 2.0 | *50 | *643 | 12.9 | 90 | *5 | 10 | 11 |

PUNT RETURNS

| Club | No. | Yds. | Avg. | LG | TD |
|----------------------|-----------|------------|------------|-----------|----------|
| 1975 Pittsburgh | 22 | 217 | 9.9 | 48 | 0 |
| 1976 Seattle | 11 | 74 | 6.7 | 19 | 0 |
| Career TOTALS | 33 | 291 | 8.8 | 48 | 0 |

Playoff Games Played/Started: 1975: 3/0, 1983: 3/3, 1984: 2/2,
Career, 8/5



BROWN'S SINGLE GAME HIGHS

Interceptions: 2, 5 Times last vs. Kansas City (11/4/84) **Longest Interception Return:** 90 vs. Kansas City (11/4/84)
Most Yards Returned: *148 vs. Kansas City (11/4/84) **Most Touchdowns:** *2 vs. Kansas City (11/4/84)

*Team Record

PETE GROSS



**Radio
Play-by-Play**

17 Seahawks Seasons

Birthdate: December 28, 1936

Whittier, California

Ring of Honor: November 30, 1992

Inducted into the Seahawks' Ring of Honor in 1992, Pete Gross served as the radio play-by-play for 17 seasons from the Seahawks' inaugural 1976 season through 1992. One of the most beloved people to have ever been associated with the Seahawks' franchise, fans will never forget his numerous "touch-down Seahawks" calls. Over his 17 seasons, Gross called all but the five games he missed in 1992 while battling cancer. His career included eight playoff games and in the 1983 season Gross came within one game of the Super Bowl when Seattle faced the Los Angeles Raiders in the AFC Championship Game. The Seahawks lost that game 30-14. Gross was diagnosed with cancer in 1989. He succumbed to the disease in 1992, just three days after his induction into the Ring. He was inducted into the Ring during a Monday night game versus the Denver Broncos, a game the 2-14


Seahawks won in overtime. Prior to moving to the Seahawks, he was the play-by-play voice of the University of Washington in both football and basketball. He came to Seattle after calling play-by-play for the University of the Pacific. Gross' legacy remains; the Seahawks are actively involved with the Pete Gross House. The Pete Gross House, which opened in November of 1999, is a 69-unit apartment complex that provides housing for families undergoing treatment at the Fred Hutchinson Cancer Research Center. The Pete Gross House is also the location of the Hutch School, a fully accredited K through 12 school for cancer patients and their siblings. The Seahawks took an active roll in seeing the project through to completion and annually hold the "Pete Gross House Luncheon" to raise funds for the continued upkeep of the facility.



Gross was inducted into the Seahawks' Ring of Honor during the Seahawks Monday night game versus the Denver Broncos. The Seahawks won the game and presented Gross with the game ball. Gross passed away three days later.

CURT WARNER

28



Running Back 5-11 205
Penn State
7 Seahawks Seasons
1st Round 1983
Seattle Games/Starts: 93/92
Career Games/Starts: 100/94
Birthdate: March 18, 1961
Wyoming, West Virginia
Ring of Honor: November 27, 1994

Curt Warner was inducted into the Ring of Honor in November 27, 1994, after a career that spanned seven years from 1983-1989 and which saw him hold every Seahawks rushing record when he was done. Immediately thrust into the Seahawks lineup his rookie season, Warner would rush for 1,449 yards and 13 touchdowns highlighted by a then, Seahawks record 207-yard effort against Kansas City. The season was capped off by being named a starter in the Pro Bowl, 1983 AFC Player of the Year by the Washington, D.C. Touchdown Club and NFLPA, AFC Offensive Player of the Year by the NFLPA and UPI, second-team All-NFL by the AP and Football Digest and first-team All-Rookie by Pro Football Digest and Pro Football Weekly. After suffering a season-ending injury in the first game of 1984,

Curt would bounce back in 1985 rushing for 1,094 yards and being named the NFL's Comeback Player of the Year by Sports Illustrated. Warner would not look back his final three seasons leading the team in rushing each year averaging 1,164 a season and 10 touchdowns including a then Seahawks record four vs. Denver in 1988. Warner



would be named to two more Pro Bowls ('86, '87) bringing his career total to three, and was named AFC Offensive Player of the Year by the UPI in 1986, and first-team All-NFL by Sports Illustrated in 1987. Curt finished his career with 6,705 yards rushing on 1,649 carries with 62 touchdowns. He is currently third all-time in Seahawks history in rushing yards, third in total touchdowns and second in rushing attempts.

WARNER'S NFL RECORD

| | | | | Rushing | | | | | Receiving | | | | |
|-----------------|---------|--------|-------|---------|------|----|----|-----|-----------|------|----|----|--|
| | Club | G/S | Att. | Yds. | Avg. | LG | TD | No. | Yds. | Avg. | LG | TD | |
| 1983 | Seattle | 16/16 | 335 | 1,449 | 4.3 | 60 | 13 | 42 | 325 | 7.7 | 28 | 1 | |
| 1984 | Seattle | 1/1 | 10 | 40 | 4.0 | 9 | 0 | 1 | 19 | 19.0 | 19 | 0 | |
| 1985 | Seattle | 16/16 | 291 | 1,094 | 3.8 | 38 | 8 | 47 | 307 | 6.5 | 27 | 1 | |
| 1986 | Seattle | 16/16 | 319 | 1,481 | 4.6 | 60 | 13 | 41 | 342 | 8.3 | 26 | 0 | |
| 1987 | Seattle | 12/12 | 234 | 985 | 4.2 | 57 | 8 | 17 | 167 | 9.8 | 30 | 2 | |
| 1988 | Seattle | 16/16 | 266 | 1,025 | 3.9 | 29 | 10 | 22 | 154 | 7.0 | 17 | 2 | |
| 1989 | Seattle | 16/15 | 194 | 631 | 3.3 | 34 | 3 | 23 | 153 | 6.7 | 24 | 1 | |
| 1990 | LA Rams | 7/2 | 49 | 139 | 2.8 | 9 | 1 | 0 | 0 | 0.0 | 0 | 0 | |
| Career Totals | | 100/94 | 1,698 | 6,844 | 4.0 | 60 | 56 | 193 | 1,467 | 7.6 | 30 | 7 | |
| Seahawks Totals | | 93/92 | 1,649 | 6,705 | 4.1 | 60 | 55 | 193 | 1,467 | 7.6 | 30 | 7 | |


WARNER'S SINGLE-GAME HIGHS

Rushes: 32 vs. KC (11/27/83) OT
Yards: 207 vs. KC (11/27/83) OT
Longest, no TD: 60 vs. Kansas City (9/4/83)
Longest, TD: 60 vs. Denver (12/20/86)

TDs: 4 vs. Denver (12/11/88)
Receptions: 6, 4 Times, Last vs. KC (11/9/86)
Yards: 72 vs. Kansas City (9/4/83)
TDs: 1, 6 Times , Last vs. L.A. Raiders (11/28/88)

JACOB GREEN

79



Defensive End 6-3 252
Texas A&M
12 Seahawks Seasons
1st Round 1980
Seattle Games/Starts: 178/176
Career Games/Starts: 180/176
Birthdate: January 21, 1957
Pasadena, Texas
Ring of Honor: September 3, 1995

Jacob Green became the second Seahawks defensive player to be inducted into the Ring of Honor on September 3, 1995. Green was a fixture at the left defensive end position for 11 years (1980-1991). From the time the NFL made it an official statistic in 1982, until his retirement, Jacob was the third-most productive sack artist in the game, trailing only the likes of Lawrence Taylor and Reggie White. In 1983, Green registered a single-game Seahawks record 3.5 sacks against the Los Angeles Raiders, and the NFL's longest interception return for the season, a 73-yard touchdown at Cleveland. The following year,

Jacob equaled a team-record four fumble recoveries and registered a then-playoff record 2.5 sacks in a wild card game against the Los Angeles Raiders. Jacob's career was highlighted by two Pro Bowl selections in both 1986 and 1987. In '86, he set a Seattle record with 4.0 sacks vs. the Giants. Green can be found scattered all over the Seahawks' record book having played in the third-most games (218), second-most starts (176), most fumble recoveries (17), fourth most tackles (779), and most career sacks (116.0).

GREEN'S NFL RECORD

| Club | G/S | Tkl. | QB | Int. | FF | FR |
|------------------------|----------------|------------|---------------|----------|------------|-----------|
| 1980 Seattle | 14/13 | 58 | 6.5 | 0 | 0 | 0 |
| 1981 Seattle | 16/16 | 74 | 12.0 | 0 | 6 | 1 |
| 1982 Seattle | 9/9 | 36 | 3.0 | 0 | 1 | 0 |
| 1983 Seattle | 16/16 | 61 | 16.0 | 1 | 1 | 2 |
| 1984 Seattle | 16/16 | 69 | 13.0 | 0 | 4 | 4 |
| 1985 Seattle | 16/16 | 92 | 13.5 | 1 | *7 | 2 |
| 1986 Seattle | 16/16 | 64 | 12.0 | 0 | 1 | 1 |
| 1987 Seattle | 12/12 | 48 | 9.5 | 0 | 3 | 1 |
| 1988 Seattle | 16/16 | 54 | 9.0 | 0 | 1 | 2 |
| 1989 Seattle | 15/14 | 47 | 3.0 | 0 | 1 | 1 |
| 1990 Seattle | 16/16 | 60 | 12.5 | 0 | 3 | 1 |
| 1991 Seattle | 16/16 | 56 | 6.0 | 1 | 0 | 0 |
| 1992 San Francisco | 2/0 | 1 | 0.0 | 0 | 0 | 0 |
| Career Totals | 180/176 | 719 | 116.0 | 3 | 28 | 15 |
| Seahawks Totals | 178/176 | 720 | *116.0 | 3 | *28 | 15 |

*Team Record

Playoff Games Played/Started: 1983: 3/3, 1984: 2/2, 1987: 1/1, 1988: 1/1, **Career: 7/7**




GREEN'S ADDITIONAL STATISTICS

Scoring: 2 TDs on interception returns (1983, 1985)
 2 TDs on fumble returns (1985, 1988)
Blocked Kicks: PAT (1986, 1989)
 FG (1985, 1988)

KENNY EASLEY

45



Safety

6-3

198

UCLA

7 Seahawks Seasons

1st Round 1981

Career Games/Starts: 89/87

Birthdate: January 15, 1959

Chesapeake, Virginia

Ring of Honor: October 14, 2002

Kenny Easley was inducted into the Ring of Honor on October 14, 2002, with a sell out crowd and millions watching the Monday Night Football halftime ceremony at home. Kenny Easley redefined the strong safety position in seven years from 1981-87. Voted by the Associated Press as the NFL Defensive Player of the Year in 1984, Kenny had 32 interceptions in his storied career. This fierce hitter registered 107 tackles, three interceptions and returned an interception 82 yards vs. Cleveland in his rookie campaign, earning him AFC Rookie of the Year by the NFL Players' Association. The following season, Kenny would earn his first of five Pro Bowl appearances, including being

named a starter from 1983-1985, and again in 1987. The crowning jewel of Easley's career came in 1984 where he spearheaded the NFL's sixth-rated defense that culminated into a Seahawks record 12 wins in the regular season and a wild card victory over the rival Los Angeles Raiders. He tied a Seahawks team record by intercepting 10 passes, including three against San Diego on October 29. Easley would be named first-team All-NFL by the Associated Press for the second year in a row and was bestowed that honor again in 1985. Easley finished his career with 498 tackles, seven sacks, 10 forced fumbles, nine fumble recoveries, and 32 interceptions.

EASLEY'S NFL RECORD

| Club | G/S | Tkl. | QB | Int. | Yds. | Avg. | LG | TD | FF | FR |
|------------------------|--------------|------------|------------|-----------|------------|-------------|-----------|----------|-----------|----------|
| 1981 Seattle | 14/14 | 107 | 0.0 | 3 | 155 | 51.7 | 82 | 1 | 0 | 3 |
| 1982 Seattle | 8/8 | 55 | 1.0 | 4 | 48 | 12.0 | 44 | 0 | 1 | 1 |
| 1983 Seattle | 16/15 | 82 | 3.0 | 7 | 106 | 13.2 | 38 | 0 | 1 | 3 |
| 1984 Seattle | 16/16 | 75 | 0.0 | *10 | 126 | 12.6 | 58 | 2 | 3 | 1 |
| 1985 Seattle | 13/13 | 79 | 2.0 | 2 | 22 | 11.0 | 16 | 0 | 3 | 0 |
| 1986 Seattle | 10/10 | 59 | 1.0 | 2 | 34 | 17.0 | 24 | 0 | 2 | 0 |
| 1987 Seattle | 12/11 | 41 | 0.0 | 4 | 47 | 11.8 | 22 | 0 | 0 | 1 |
| Career Totals | 89/87 | 498 | 7.0 | 32 | 538 | 15.6 | 82 | 3 | 10 | 9 |
| Seahawks Totals | 89/87 | 498 | 7.0 | 32 | 538 | 15.6 | 82 | 3 | 10 | 9 |

PUNT RETURNS

| Club | No. | Yds. | Avg. | LG | TD |
|----------------------|-----------|------------|-------------|-----------|----------|
| 1982 Seattle | 1 | 15 | 15.0 | 15 | 0 |
| 1983 Seattle | 1 | 6 | 6.0 | 6 | 0 |
| 1984 Seattle | 16 | 194 | 12.1 | 42 | 0 |
| 1985 Seattle | 8 | 87 | 10.9 | 25 | 0 |
| Career TOTALS | 26 | 302 | 11.6 | 42 | 0 |

Playoff Games Played/Started: 1983: 3/3, 1984: 2/2, Career: 5/5


EASLEY'S SINGLE-GAME HIGHS


Interceptions: *3 vs. San Diego (10/29/84)

Longest Interception Return: 82 vs. Cleveland (12/20/81)

Most Yards Returned: 125 vs. Cleveland (12/20/81)

Most Touchdowns: 1, 3 Times Last vs. Kansas City (11/4/84)





Quarterback 6-1 196
Milton
12 Seahawks Seasons
Free Agent 1980
Seattle Games/Starts: 129/119
Career Games/Starts: 213/(NA)
Birthdate: October 20, 1958
Schofield, Wisconsin
Ring of Honor: September 26, 2004

Dave Krieg became the eighth member of the Seahawks' Ring of Honor on September 26, 2004. Krieg spent the first 12 years (1980-1991) of his 19-year NFL playing career with the Seahawks while becoming the club's all-time leader in 31 career, season and single-game passing categories at the time of his departure. He is still at the top of 20 of those categories, including career passing yards (26,132), completions (2,096), attempts (3,576), and touchdowns (195). Krieg origi-

nally joined the Seahawks as an undrafted free agent from Milton College in 1980, and became the regular starter nine games in to the 1983 season. The three-time Pro Bowler (1984, 1988 and 1989) is the only Seattle quarterback with a playoff victory and led the Seahawks to their only conference championship game in 1983, a club-record 12 wins and the playoffs in 1984, and back-to-back playoff appearances again in 1987 and 1988, since matched and surpassed in

KRIEG'S NFL RECORD

PASSING

| Year | Club | G | Att. | Comp. | Yds. | Pct. | TD | Int. | LG | Sacked | Rate |
|------------------------|-------------|------------|---------------|---------------|----------------|-------------|-------------|-------------|-----------|------------------|-------------|
| 1980 | Seattle | 1 | 0 | 2 | 0 | 0.0 | 0 | 0 | 0 | 1/6 | 2.1 |
| 1981 | Seattle | 7 | 64 | 112 | 843 | 57.1 | 7 | 5 | 57 | 11/85 | 83.3 |
| 1982 | Seattle | 3 | 49 | 78 | 501 | 62.8 | 2 | 2 | 44 | 16/117 | 79.1 |
| 1983 | Seattle | 9 | 147 | 243 | 2,139 | 60.5 | 18 | 11 | 50 | 38/279 | *95.0 |
| 1984 | Seattle | 16 | 276 | 480 | 3,671 | 57.5 | *32 | 24 | 80 | 40/314 | 83.3 |
| 1985 | Seattle | 16 | 285 | *532 | 3,602 | 53.6 | 27 | 20 | 54 | 52/448 | 76.2 |
| 1986 | Seattle | 15 | 225 | 375 | 2,921 | 60.0 | 21 | 11 | 72 | 35/281 | 91.0 |
| 1987 | Seattle | 12 | 178 | 294 | 2,131 | 60.5 | 23 | 15 | 75 | 27/247 | 87.6 |
| 1988 | Seattle | 9 | 134 | 228 | 1,741 | 58.8 | 18 | 8 | 75 | 12/92 | 94.6 |
| 1989 | Seattle | 15 | 286 | 499 | 3,309 | 57.3 | 21 | 20 | 60 | 37/289 | 74.8 |
| 1990 | Seattle | 16 | 265 | 448 | 3,194 | 59.2 | 15 | 20 | 63 | 40/360 | 73.6 |
| 1991 | Seattle | 10 | 187 | 285 | 2,080 | *65.6 | 11 | 12 | 60 | 32/216 | 82.5 |
| 1992 | Kansas City | 16 | 230 | 413 | 3,115 | 55.7 | 15 | 12 | 77 | 48/323 | 79.9 |
| 1993 | Kansas City | 12 | 105 | 189 | 1,238 | 55.6 | 7 | 3 | 66 | 22/138 | 81.4 |
| 1994 | Detroit | 14 | 131 | 212 | 1,629 | 61.8 | 14 | 3 | 51 | 14/100 | 101.7 |
| 1995 | Arizona | 16 | 304 | 521 | 3,554 | 58.3 | 16 | 21 | 48 | 53/380 | 72.6 |
| 1996 | Chicago | 13 | 226 | 377 | 2,278 | 59.9 | 14 | 12 | 53 | 14/104 | 76.3 |
| 1997 | Tennessee | 8 | 1 | 2 | 2 | 50.0 | 0 | 0 | 2 | 0/0 | 47.9 |
| 1998 | Tennessee | 5 | 12 | 21 | 199 | 57.1 | 0 | 0 | 55 | 2/15 | 89.2 |
| Career Totals | | 213 | 3,105 | 5,311 | 38,147 | 58.5 | 261 | 199 | 80 | 494/3,794 | 81.5 |
| Seahawks Totals | | 129 | ^2,096 | ^3,576 | ^26,132 | 58.6 | ^195 | ^148 | 80 | 341/2,734 | 82.3 |

*Seahawks Single-Season Record

^Seahawks Career Record

KRIEG'S SINGLE-GAME HIGHS

Attempts: 51 vs. Atlanta (10/13/85)

Yards: 418 vs. Denver (11/20/83)

Most TDs: 5, 3 Times last vs. L.A. Raiders (11/28/88)

Completions: 33 vs. Atlanta (10/13/85)

Longest: 80 vs. Denver (11/25/84) TD

Interceptions: 5 vs. Kansas City (12/9/84)

CHUCK KNOX



Head Coach

**Juniata College
9 Seahawks Seasons**

**Birthdate: April 27, 1932
Sewickley, Pennsylvania
Ring of Honor: September 25, 2005**

Chuck Knox was the ninth member inducted to the Ring. He spent nine of his 22 illustrious seasons at the helm of the Seahawks from 1983-1991, during which time he led Seattle to 80 wins en route to becoming the winningest coach in club history. Compared to 63 losses, his winning percentage of .559 is the second-best among Seattle coaches with at least eight games coached. Knox posted six winning seasons with Seattle and led the Seahawks into postseason play four times. The Seahawks three playoff wins under Knox were the only postseason wins in club history until 2005. Knox was named

NFL Coach of the Year following both the 1983 and 1984 seasons, where Seattle posted a 21-11 record, advanced to the 1983 AFC Championship Game and in 1984 posted the best record in franchise history at the time with a 12-4 mark. One of the NFL's all-time winningest coaches, Knox ranks eighth in league history with 193 career victories (193-158), including playoffs. He was the first coach in NFL history to lead three different franchises to the playoffs and was named NFL Coach of the Year four times while coaching three different teams (L.A. Rams-1973, Bills-1980, Seahawks-1983-84).

KNOX'S NFL RECORD

| | Club | Regular Season | | Postseason | | |
|------------------------|-----------|----------------|------------|------------|----------|-----------|
| | | Won | Lost | Tied | Won | Lost |
| 1973 | L.A. Rams | 12 | 2 | 0 | 0 | 1 |
| 1974 | L.A. Rams | 10 | 4 | 0 | 1 | 1 |
| 1975 | L.A. Rams | 12 | 2 | 0 | 1 | 1 |
| 1976 | L.A. Rams | 10 | 3 | 1 | 1 | 1 |
| 1977 | L.A. Rams | 10 | 4 | 0 | 0 | 1 |
| 1978 | Buffalo | 5 | 11 | 0 | 0 | 0 |
| 1979 | Buffalo | 7 | 9 | 0 | 0 | 0 |
| 1980 | Buffalo | 11 | 5 | 0 | 0 | 1 |
| 1981 | Buffalo | 10 | 6 | 0 | 1 | 1 |
| 1982 | Buffalo | 4 | 5 | 0 | 0 | 0 |
| 1983 | Seattle | 9 | 7 | 0 | 2 | 1 |
| 1984 | Seattle | 12 | 4 | 0 | 1 | 1 |
| 1985 | Seattle | 8 | 8 | 0 | 0 | 0 |
| 1986 | Seattle | 10 | 6 | 0 | 0 | 0 |
| 1987 | Seattle | 9 | 6 | 0 | 0 | 1 |
| 1988 | Seattle | 9 | 7 | 0 | 0 | 1 |
| 1989 | Seattle | 7 | 9 | 0 | 0 | 0 |
| 1990 | Seattle | 9 | 7 | 0 | 0 | 0 |
| 1991 | Seattle | 7 | 9 | 0 | 0 | 0 |
| 1992 | L.A. Rams | 6 | 10 | 0 | 0 | 0 |
| 1993 | L.A. Rams | 5 | 11 | 0 | 0 | 0 |
| 1994 | L.A. Rams | 4 | 12 | 0 | 0 | 0 |
| Career Totals | | 186 | 147 | 1 | 7 | 11 |
| Seahawks Totals | | 80 | 63 | 0 | 3 | 4 |

CORTEZ KENNEDY

96



Defensive Tackle 6-3 306
Miami
11 Seahawks Seasons
1st Round 1990
Seattle Games/Starts: 167/153
Career Games/Starts: 167/153
Birthdate: August 23, 1968
Wilson, Arkansas
Ring of Honor: September 17, 2006

Cortez Kennedy will become the 10th member inducted into the Seahawks Ring of Honor. Kennedy established himself as one of the premier interior defensive linemen in the game while playing 11 NFL seasons (1990-2000), all with the Seahawks. He appeared in a club-record eight Pro Bowls, and a franchise record six consecutive Pro Bowls (1991-96), including four as a starter. The three-time All-Pro is found throughout the Seahawks record books, ranking sixth on the club's all time lists in games played (167),

games started (153) and eighth in tackles (668). Kennedy ranks fourth in sacks (58), yards lost on sacks (390.5), and forced fumbles (13). His finest season came in 1992 when he became the second Seahawks player to win the Associated Press NFL Defensive Player of the Year Award (Kenny Easley, 1984) after recording 93 tackles (76 solo), 14.0 sacks, five forced fumbles, and four fumble recoveries. The 1999 Co-Defensive Captain, Kennedy helped lead Seattle back to the postseason for the first time since 1988.

KENNEDY'S NFL RECORD

| Club | G/S | Tkl. | QB | Int. | FF | FR |
|------------------------|----------------|------------|-------------|----------|-----------|----------|
| 1990 Seattle | 16/2 | 48 | 1.0 | 0 | 1 | 1 |
| 1991 Seattle | 16/16 | 73 | 6.5 | 0 | 1 | 0 |
| 1992 Seattle | 16/16 | 93 | 14.0 | 0 | 4 | 1 |
| 1993 Seattle | 16/16 | 77 | 6.5 | 0 | 1 | 1 |
| 1994 Seattle | 16/16 | 70 | 4.0 | 0 | 1 | 1 |
| 1995 Seattle | 16/16 | 54 | 6.5 | 0 | 1 | 0 |
| 1996 Seattle | 16/16 | 69 | 8.0 | 0 | 2 | 0 |
| 1997 Seattle | 8/8 | 18 | 2.0 | 0 | 0 | 0 |
| 1998 Seattle | 15/15 | 43 | 2.0 | 0 | 0 | 1 |
| 1999 Seattle | 16/16 | 73 | 6.5 | 2 | 2 | 0 |
| 2000 Seattle | 16/16 | 50 | 1.0 | 1 | 0 | 0 |
| Career Totals | 167/153 | 668 | 58.0 | 3 | 13 | 5 |
| Seahawks Totals | 167/153 | 668 | 58.0 | 3 | 13 | 5 |

Playoff Games Played/Started: 1999: 1, Career: 1/1



INDIVIDUAL RECORDS

SERVICE

Most Seasons

- 15 Joe Nash, 1982-96
- 14 Steve Largent, 1976-89
- 13 Mack Strong, 1994-06

Most Games Played

- 218 Joe Nash, 1982-96
- 200 Steve Largent, 1976-89
- 196 Mack Strong, 1993-06

Most Consecutive Games Played

- 135 Chris Gray, 1998-2006
- 125 Joe Nash, 1988-95
- 120 Eugene Robinson, 1985-94

Most Games Started

- 197 Steve Largent, 1976-89
- 176 Jacob Green, 1980-91
- 169 Joe Nash, 1982-96

Most Consecutive Games Started

- 121 Chris Gray, 1999-2006
- 100 Cortez Kennedy, 1990-97
- 92 Jacob Green, 1980-87
- Eugene Robinson, 1989-94

SCORING

POINTS

Most Points, Career

- 810 Norm Johnson, 1982-90 (159 FG, 333 PAT)
- 642 Shaun Alexander, 2000-06 (107 TDs: 96-R, 11-P)
- 608 Steve Largent, 1976-89 (101 TDs: 1-R, 100-P, 2 PAT)

Most Points, Season

- 168 Shaun Alexander, 2005 (27-R, 1-P)
- 134 Todd Peterson, 1999 (34 FG, 32 PAT)
- 120 Shaun Alexander, 2004 (16-R, 4-P)

Most Points, Rookie, Season

- 114 Josh Brown, 2003 (22 FG, 48 PAT)
- 102 John Kasay, 1991 (25 FG, 27 PAT)
- 84 Curt Warner, 1983 (14 TDs: 13-R, 1-P)

Most Points, Game

- 30 Shaun Alexander, vs. Minnesota 9/29/02 (4-R, 1-P)
- 24 Daryl Turner, vs. San Diego 9/15/85 (4-P)
- Curt Warner, vs. Denver 12/11/88 (4-R)
- Shaun Alexander, vs. Arizona 9/25/05 (4-R)
- Shaun Alexander, vs. Houston 10/16/05 (4-R)

Most Consecutive Games Scoring

- 80 Todd Peterson, 1995-1999
- Josh Brown, 2003-06
- 64 Norm Johnson, 1985-89

TOUCHDOWNS

Most Touchdowns, Career

- 107 Shaun Alexander, 2000-06 (96-R, 11-P)
- 101 Steve Largent, 1976-89 (1-R, 100-P)
- 62 Curt Warner, 1983-89 (55-R, 7-P)

Most Touchdowns, Season

- 28 Shaun Alexander, 2005 (27-R, 1-P)
- 20 Shaun Alexander, 2004 (16-R, 4-P)
- 18 Shaun Alexander, 2002 (16-R, 2-P)

Most Touchdowns, Rookie, Season

- 14 Curt Warner, 1983 (13-R, 1-P)
- 10 Daryl Turner, 1984 (10-P)
- 9 Joey Galloway, 1995 (1-R, 7-P, 1-PR)

Most Touchdowns, Game

- 5 Shaun Alexander, vs. Minnesota 9/29/02 (4-R, 1-P)
- 4 Daryl Turner, vs. San Diego 9/15/84 (4-P)
- Curt Warner, vs. Denver 12/11/88 (4-R)
- Shaun Alexander, vs. Arizona 9/25/05 (4-R)
- Shaun Alexander, vs. Houston 10/16/05 (4-R)

Most Consecutive Games Scoring Touchdowns

- 9 Shaun Alexander, 2005
- 8 David Sims, 1978
- 7 Chris Warren, 1993-94

POINTS AFTER TOUCHDOWNS

Most Points After Touchdown Attempted, Career

- 339 Norm Johnson, 1982-90
- 181 Josh Brown, 2003-2006
- 177 Todd Peterson, 1995-99

Most Points After Touchdown Attempted, Season

- 57 Josh Brown, 2005
- 51 Norm Johnson, 1984
- 50 Norm Johnson, 1983

Most Points After Touchdown Attempted, Game

- 8 John Leyboldt, vs. Buffalo 10/30/77
- 7 Norm Johnson, vs. San Diego 9/15/85
- 6 By 11 Players (Last: Josh Brown, vs. N.Y. Giants 9/24/06)

Most Points After Touchdown, Career

- 333 Norm Johnson, 1982-90
- 180 Josh Brown, 2003-06
- 177 Todd Peterson, 1995-99

Most Points After Touchdown, Season

- 56 Josh Brown, 2005
- 50 Norm Johnson, 1984
- 49 Norm Johnson, 1983

Most Points After Touchdown, Game

- 8 John Leyboldt, vs. Buffalo 10/30/77
- 7 Norm Johnson, vs. San Diego 9/15/85
- 6 By 11 Players (Last: Josh Brown, vs. N.Y. Giants 9/24/06)

Most Consecutive Points After Touchdown

- 177 Todd Peterson, 1995-99
- 165 Norm Johnson, 1985-90
- 96 Rian Lindell, 2000-02

**Highest Points After Touchdown %
(100 or more PATs)**

- 100.00 Todd Peterson, 1995-99 (177-177)
- 99.44 Josh Brown, 2003-2006 (180-181)
- 98.23 Norm Johnson, 1982-89 (333-339)

**Most Points After Touchdown, No Misses,
Season**

- 48 Josh Brown, 2003
- 41 Todd Peterson, 1998
- 40 Norm Johnson, 1987
- Todd Peterson, 1995
- Josh Brown, 2004

**Most Points After Touchdown, No Misses,
Game**

- 8 John Leypoldt, vs. Buffalo 10/20/77
- 7 Norm Johnson, vs. San Diego 9/15/85
- 6 By 9 Players (Last: Josh Brown,
vs. N.Y. Giants 9/24/06)

TWO-POINT CONVERSIONS*(Two-point conversion rule was adopted in 1994)***Most Two-Point Conversion Attempts, Career**

- 5 Chris Warren, 1990-97
- 4 Lamar Smith, 1994-97
- 3 Rick Tuten, 1991-97
- Warren Moon, 1997

Most Two-Point Conversion Attempts, Season

- 3 Lamar Smith, 1996
- Chris Warren, 1996
- Warren Moon, 1997

Most Two-Point Conversion Attempts, Game

- 2 Warren Moon, vs. Oakland 10/26/97
- 1 By 24 Players

Most Two-Point Conversions Made, Career

- 4 Lamar Smith, 1994-97
- 2 Chris Warren, 1990-97
- 1 By 10 Players

Most Two-Point Conversions Made, Season

- 3 Lamar Smith, 1996
- 1 By 13 Players (Last: Jerramy Stevens
vs. Green Bay, 11/27/06)

Most Two-Point Conversions Made, Game

- 1 By 16 Players (Last: Jerramy Stevens
vs. Green Bay, 11/27/06)

FIELD GOALS**Most Field Goals Attempted, Career**

- 228 Norm Johnson, 1982-90
- 154 Todd Peterson, 1995-99
- 111 Josh Brown, 2003-06

Most Field Goals Attempted, Season

- 40 Todd Peterson, 1999
- 35 Norm Johnson, 1986
- 34 Todd Peterson, 1996

Most Field Goals Attempted, Game

- 6 Norm Johnson, vs. Kansas City 9/20/87
- Todd Peterson, vs. San Diego, 12/12/99
- Todd Peterson, at Pittsburgh, 9/26/99
- 5 By 7 Players (Last: Josh Brown, at
Denver 12/3/06)

Most Field Goals, Career

- 159 Norm Johnson, 1982-90
- 126 Todd Peterson, 1995-99
- 88 Josh Brown, 2003-06

Most Field Goals, Season

- 34 Todd Peterson, 1999
- 28 Todd Peterson, 1996
- 25 John Kasay, 1991
- Josh Brown, 2006

Most Field Goals, Rookie, Season

- 25 John Kasay, 1991
- 22 Josh Brown, 2003
- 15 Rian Lindell, 2000

Most Field Goals, Game

- 5 Norm Johnson, vs. Kansas City 9/20/87
(6 attempts)
- Norm Johnson, vs. L.A. Raiders
12/18/88 (5 attempts)
- Todd Peterson, at Pittsburgh 9/26/99
(6 attempts)
- 4 13 Times (Last: Josh Brown, at
St. Louis 11/14/04)

Most Field Goals, One Quarter

- 3 By 6 Players (Last: Josh Brown at
Denver 12/3/06 - 4th)

Most Consecutive Games Scoring Field Goals

- 12 Todd Peterson, 1997-98
- 10 Efen Herrera, 1978-79
- Rian Lindell, 2002

Most Consecutive Field Goals

- 16 Todd Peterson, 1999
- Josh Brown, 2004
- 14 Todd Peterson, 1995-96
- 13 Efen Herrera, 1979-80
- John Kasay, 1991
- Todd Peterson, 1996-97
- Josh Brown, 2006

Longest Field Goal

- 58 Josh Brown, at Green Bay 10/5/03
- 55 John Kasay, at Kansas City 1/2/94
- Josh Brown, Dallas 10/23/05
- 54 By 8 Players (Last: Josh Brown,
at St. Louis 10/15/06)

Longest Field Goal Attempted

- 60 Efen Herrera, vs. Kansas City 11/9/80
- 58 Todd Peterson, at Kansas City 9/28/97
(OT)
- Josh Brown, at Green Bay 10/5/03
- 57 Rian Lindell, vs. San Francisco 10/14/02
- Josh Brown, vs. Indianapolis 12/24/05

**Highest Field Goal %, Career
(Minimum 25 atts.)**

- 81.81 Todd Peterson, 1995-99 (154-126)
- 79.28 Josh Brown, 2003-06 (88-111)
- 78.10 John Kasay, 1991-94 (105-82)

**Highest FG %, Season (Minimum 1 att. per
game)**

- 92.00 Josh Brown, 2004 (23-25)
- 88.24 Rian Lindell, 2000 (17-15)
- 85.00 Todd Peterson, 1999 (40-34)

Most Field Goals, No Misses, Game

- 5 Norm Johnson, vs. L.A. Raiders
12/18/88
- 4 By 11 Players (Last: Josh Brown,
vs. Green Bay 11/27/06)

Most FG Attempts, 50 or More Yards, Career
 26 Norm Johnson, 1982-90
 17 Josh Brown, 2003-06
 15 Todd Peterson, 1995-99

Most Field Goals, 50 or More Yards, Career
 10 Norm Johnson, 1982-90
 Josh Brown, 2003-06
 7 Todd Peterson, 1995-99
 Rian Lindell, 2000-02

Most Field Goals, 50 or More Yards, Season
 5 Norm Johnson, 1986
 Josh Brown, 2005
 3 John Kasay, 1993
 Todd Peterson, 1998
 Rian Lindell, 2000, 2001
 Josh Brown, 2006

Most Field Goals, 50 or More Yards, Game
 2 Norm Johnson, vs. L.A. Raiders 12/8/86
 John Kasay, vs. San Diego 10/27/91
 Josh Brown, vs. Dallas 10/23/05
 Josh Brown, vs. San Francisco 12/11/05

SAFETIES

Most Safeties, Career
 2 Rod Stephens, 1989-94
 1 By 8 Players

Most Safeties, Season
 2 Rod Stephens, 1993 (ties NFL record)
 1 By 8 Players
 (Last: Orlando Huff, 2003)

Most Safeties, Game
 1 By 10 Players (Last: Orlando Huff, vs. St. Louis 12/14/03)

RUSHING

ATTEMPTS

Most Attempts, Career
 1,969 Shaun Alexander, 2000-06
 1,649 Curt Warner, 1983-89
 1,559 Chris Warren, 1990-97

Most Attempts, Season
 370 Shaun Alexander, 2005
 353 Shaun Alexander, 2004
 335 Curt Warner, 1983

Most Attempts, Rookie, Season
 335 Curt Warner, 1983
 129 John L. Williams, 1986
 119 Sherman Smith, 1976

Most Attempts, Game
 40 Shaun Alexander, vs. Green Bay 11/27/06
 36 Chris Warren, at New England 9/19/93
 35 Shaun Alexander, vs. Oakland 11/11/01

YARDS GAINED

Most Yards Gained, Career
 8,713 Shaun Alexander, 2000-06
 6,706 Chris Warren, 1990-97
 6,705 Curt Warner, 1983-89

Most Seasons, 1,000 or More Yards Rushing
 5 Shaun Alexander, 2001-05
 4 Curt Warner, 1983, 1985, 1986, 1988
 Chris Warren, 1992-95

Most Yards Gained, Season

1,880 Shaun Alexander, 2005
 1,696 Shaun Alexander, 2004
 1,545 Chris Warren, 1994

Most Yards Gained, Rookie, Season

1,449 Curt Warner, 1983
 538 John L. Williams, 1986
 537 Sherman Smith, 1976

Most Yards Gained, Game

266 Shaun Alexander, vs. Oakland 11/11/01
 207 Curt Warner, vs. Kansas City 11/27/83 (OT)
 201 Shaun Alexander, vs. Green Bay 11/27/06

Most Games, 100 or More Yards Rushing, Career

35 Shaun Alexander, 2000-05
 24 Chris Warren, 1990-97
 23 Curt Warner, 1983-89

Most Games, 100 or More Yards Rushing, Season

11 Shaun Alexander, 2005
 8 Chris Warren, 1995
 7 Curt Warner, 1986,
 Chris Warren, 1994
 Shaun Alexander, 2003, 2004

Most Consecutive Games, 100 or More Yards, Rushing

4 Shaun Alexander, 2005
 3 Shaun Alexander, 2004, 2005
 2 Many Times

Most Games, 2 or More Players with 100 or More Yards Rushing

vs. L.A. Raiders 11/28/88
 (Curt Warner 130 and John L. Williams 105)
 vs. Denver 12/11/88
 (Curt Warner 126 and John L. Williams 109)
 vs. Houston 10/16/05
 (Shaun Alexander 141 and Maurice Morris 104)

Longest Run From Scrimmage

88 Shaun Alexander, vs. Oakland 11/11/01 (TD)
 Shaun Alexander, at Arizona 11/6/05 (TD)
 86 Joey Galloway, at Jacksonville 11/12/95 (TD)

AVERAGE GAIN

Highest Average Gain, Career (100 or More Attempts)

5.51 Steve Broussard, 1995-98 (136-750)
 4.94 Rick Mirer, 1993-96 (178-880)
 4.84 Jim Zorn, 1976-84 (308-1,494)

Highest Average Gain, Season (100 or More Attempts)

5.08 Shaun Alexander, 2005 (370-1,880)
 4.88 Sherman Smith, 1978 (165-805)
 4.80 Shaun Alexander, 2004 (353-1,696)

Highest Average Gain, Game (10 or More Attempts)

- 8.86 Sherman Smith, vs. Atlanta 11/7/76 (14-124)
 8.64 Lawrence McCutcheon, vs. Dallas 11/27/80 (11-95)
 8.07 Eric Lane, vs. Minnesota 9/30/84 (14-113)

TOUCHDOWNS**Most Touchdowns, Career**

- 96 Shaun Alexander, 2000-06
 55 Curt Warner, 1983-89
 44 Chris Warren, 1990-97

Most Touchdowns, Season

- 27 Shaun Alexander, 2005
 16 Shaun Alexander, 2002, 2004
 15 Chris Warren, 1995

Most Touchdowns, Rookie, Season

- 13 Curt Warner, 1983
 5 David Sims, 1977
 4 Sherman Smith, 1976
 Jim Zorn, 1976

Most Touchdowns, Game

- 4 Curt Warner, vs. Denver 12/11/88
 Shaun Alexander, vs. Minnesota 9/29/02
 Shaun Alexander, vs. Arizona 9/25/05
 Shaun Alexander, vs. Houston 10/16/05
 3 By 12 Players (Last: Shaun Alexander, vs. St. Louis 11/13/05)

Most Consecutive Games Rushing for Touchdown

- 9 Shaun Alexander, 2005
 7 Chris Warren, 1993-94
 David Sims, 1978
 6 Shaun Alexander, 2003-04

PASSING**PASS RATING****Highest Pass Rating, Career (Minimum 500 Attempts)**

- 85.1 Matt Hasselbeck, 2001-06
 82.3 Dave Krieg, 1980-91
 81.3 Warren Moon, 1997-98

Highest Pass Rating, Season (Minimum 160 Attempts)

- 98.2 Matt Hasselbeck, 2005
 95.0 Dave Krieg, 1983
 94.6 Dave Krieg, 1988

Highest Pass Rating, Rookie, Season (100 attempts)

- 67.0 Rick Mirer, 1993
 49.5 Jim Zorn, 1976

ATTEMPTS**Most Passes Attempted, Career**

- 3,576 Dave Krieg, 1980-91
 2,990 Jim Zorn, 1976-84
 2,547 Matt Hasselbeck, 2001-06

Most Passes Attempted, Season

- 532 Dave Krieg, 1985
 528 Warren Moon, 1997
 513 Matt Hasselbeck, 2003

Most Passes Attempted, Rookie, Season

- 486 Rick Mirer, 1993
 439 Jim Zorn, 1976
 40 Gale Gilbert, 1985

Most Passes Attempted, Game

- 55 Matt Hasselbeck, at San Francisco 12/1/02
 53 Matt Hasselbeck, at San Diego 12/29/02 (OT)
 51 Dave Krieg, vs. Atlanta 10/13/85

COMPLETIONS**Most Passes Completed, Career**

- 2,096 Dave Krieg, 1980-91
 1,593 Jim Zorn, 1976-84
 1,539 Matt Hasselbeck, 2001-06

Most Passes Completed, Season

- 313 Warren Moon, 1997
 Matt Hasselbeck, 2003
 294 Matt Hasselbeck, 2005
 286 Dave Krieg, 1989

Most Passes Completed, Rookie, Season

- 274 Rick Mirer, 1993
 208 Jim Zorn, 1976
 98 Kelly Stouffer, 1988

Most Passes Completed, Game

- 36 Matt Hasselbeck, at San Diego 12/29/02 (OT)
 33 Dave Krieg, vs. Atlanta 10/13/85
 31 Jim Zorn, vs. Kansas City 9/27/81
 Dave Krieg, vs. Denver 11/20/83

Most Consecutive Passes Completed

- 17 Warren Moon, vs. Oakland 11/1/98
 15 Jim Zorn, vs. Cleveland 10/12/80
 14 Jim Zorn, vs. N.Y. Jets 11/26/79
 Dave Krieg, vs. L.A. Raiders 9/16/90

COMPLETION PERCENTAGE**Highest Completion %, Career (100 att.)**

- 60.42 Matt Hasselbeck, 2001-06 (2,547-1,539)
 58.61 Dave Krieg, 1980-91 (3,576-2,096)
 58.27 Warren Moon, 1997-98 (786-458)

Highest Completion %, Season (100 att.)

- 65.61 Dave Krieg, 1991 (285-187)
 65.48 Matt Hasselbeck, 2005 (449-294)
 63.72 Matt Hasselbeck, 2002 (419-267)

Highest Completion %, Rookie, Season (Qualifiers)

- 56.38 Rick Mirer, 1993 (486-274)
 47.38 Jim Zorn, 1976 (439-208)

Highest Completion %, Game (20 att.)

- 86.36 Dave Krieg, vs. Denver 12/11/88 (22-19)
 84.00 Matt Hasselbeck, vs. San Francisco 12/11/05 (25-21)
 83.33 Matt Hasselbeck, at Detroit 9/10/06 (25-30)

YARDS GAINED**Most Yards Gained, Career**

- 26,132 Dave Krieg, 1980-91
 20,122 Jim Zorn, 1976-84
 18,222 Matt Hasselbeck, 2001-06

Most Seasons, 3,000 or More Yards Passing

- 4 Dave Krieg, 1984, 1985, 1989, 1990
Matt Hasselbeck, 2002-05
- 3 Jim Zorn, 1978-80

Most Consecutive Seasons, 3,000 or More Yards Passing

- 4 Matt Hasselbeck, 2002-05
- 3 Jim Zorn, 1978-80
- 2 Dave Krieg, 1984-85 & 1989-90

Most Yards Gained, Season

- 3,841 Matt Hasselbeck, 2003
- 3,678 Warren Moon, 1997
- 3,671 Dave Krieg, 1984

Most Yards Gained, Rookie, Season

- 2,833 Rick Mirer, 1993
- 2,571 Jim Zorn, 1976
- 218 Gale Gilbert, 1985

Most Yards Gained, Game

- 449 Matt Hasselbeck, at San Diego 12/29/02 (OT)
- 427 Matt Hasselbeck, at San Francisco 12/1/02
- 418 Dave Krieg, vs. Denver 11/20/83

Most Games, 400 or More Yards Passing, Career

- 4 Dave Krieg, 1980-91
- 3 Matt Hasselbeck, 2001-06
- 1 Warren Moon, 1997

Most Games, 300 or More Yards Passing, Career

- 12 Matt Hasselbeck, 2001-06
- 11 Dave Krieg, 1980-91
- 9 Jim Zorn, 1976-84

Most Games, 300 or More Yards Passing, Season

- 4 Matt Hasselbeck, 2002
Matt Hasselbeck, 2003
- 3 Jim Zorn, 1979
Dave Krieg, 1984
Matt Hasselbeck, 2004
- 2 By 3 Players (Last: Dave Krieg, 1985)

Most Consecutive Games, 300 or More Yards Passing

- 2 Jim Zorn, 1979, 1981
Matt Hasselbeck, 2 times in 2002, '03, '04

Longest Pass Completion

- 83 Trent Dilfer (to Koren Robinson) at St. Louis 10/20/02
- 82 Jim Zorn (to David Sims) vs. Cincinnati 9/25/77 (TD)
- 81 John Friesz (to Joey Galloway) at San Diego 10/25/98 (TD)

AVERAGE GAIN**Highest Average Gain, Career (100 Attempts)**

- 7.31 Dave Krieg, 1980-91 (3,576-26,132)
- 7.19 Trent Dilfer, 2001-04 (356-2,560)
- 7.15 Matt Hasselbeck, 2001-2006 (2,547-18,222)

Highest Average Gain, Season (Qualifiers)

- 8.80 Dave Krieg, 1983 (243-2,139)
- 8.31 Trent Dilfer, 2001 (122-1,014)
- 7.79 Dave Krieg, 1986 (375-2,921)

Highest Avg. Gain, Rookie, Season (Qualifiers)

- 5.85 Jim Zorn, 1976 (439-2,571)
- 5.83 Rick Mirer, 1993 (486-2,833)

Highest Average Gain, Game (20 Attempts)

- 14.52 Dave Krieg, vs. San Diego 12/14/86 (21-305)
- 13.30 Dave Krieg, vs. Kansas City 11/11/90 (23-306)
- 12.87 Jim Zorn, vs. Buffalo 10/30/77 (23-296)

TOUCHDOWNS**Most Touchdown Passes, Career**

- 195 Dave Krieg, 1980-91
- 112 Matt Hasselbeck, 2001-06
- 107 Jim Zorn, 1976-84

Most Touchdown Passes, Season

- 32 Dave Krieg, 1984
- 27 Dave Krieg, 1985
- 26 Matt Hasselbeck, 2003

Most Touchdown Passes, Game

- 5 By 6 Players
(Last: Matt Hasselbeck, vs. N.Y. Giants 9/24/06)

Most Games, 5 or More TD Passes, Career

- 3 Dave Krieg, 1980-91
- 2 Matt Hasselbeck, 2001-2006
- 1 Warren Moon, 1997-98

Most Games, 4 or More TD Passes, Career

- 7 Dave Krieg, 1980-91
- 4 Jim Zorn, 1976-84
- 3 Matt Hasselbeck, 2001-2006

Most Games, 5 or More TD Passes, Season

- 1 By 6 Players (Last: Matt Hasselbeck, 2006)

Most Games, 4 or More TD Passes, Season

- 3 Dave Krieg, 1985
- 2 Jim Zorn, 1977
Dave Krieg, 1988
Warren Moon, 1997

Most Consecutive Games, 4 or More TD Passes

- 1 18 Times (Last: Matt Hasselbeck, vs. N.Y. Giants 9/24/06)

Most Consecutive Games, Touchdown Passes

- 28 Dave Krieg, 1983-85
- 12 Warren Moon, 1997-98
Matt Hasselbeck, 2005

HIGHEST %, TOUCHDOWN PASSES**Highest %, TD Passes, Career (100 Attempts)**

- 5.45 Dave Krieg, 1980-91 (3,576-195)
- 4.58 Warren Moon, 1997-98 (786-36)
- 4.39 Matt Hasselbeck, 2001-06 (2,547-112)

Highest %, TD Passes Season (Qualifiers)

- 7.89 Dave Krieg, 1988 (228-18)
- 7.82 Dave Krieg, 1987 (294-23)
- 7.41 Dave Krieg, 1983 (243-18)

Highest %, TD Passes, Rookie, Season (Qualifiers)

- 2.73 Jim Zorn, 1976 (439-12)
- 2.47 Rick Mirer, 1993 (486-12)

HAD INTERCEPTED

Most Consecutive Passes Attempted, None Intercepted

- 159 Matt Hasselbeck, 2005
- 153 Jim Zorn, 1979
- 137 Dave Krieg, 1988

Most Passes Had Intercepted, Career

- 148 Dave Krieg, 1980-91
- 133 Jim Zorn, 1976-84
- 72 Matt Hasselbeck, 2001-2006

Most Passes Had Intercepted, Season

- 27 Jim Zorn, 1976
- 24 Dave Krieg, 1984
- 20 By 6 Players (Last: Rick Mirer, 1995)

Most Passes Had Intercepted, Game

- 6 Jim Zorn, vs. Detroit 10/24/76
- 5 Jim Zorn, vs. Kansas City 11/9/80
- Dave Krieg, at Kansas City 12/9/84
- Jon Kitna, vs. Tampa Bay 11/28/99

Most Attempts, No Interceptions, Game

- 47 Jim Zorn, vs. Kansas City 9/27/81
- Trent Dilfer, vs. Arizona 9/15/02
- 46 Warren Moon, vs. Denver 11/2/97
- 44 Dave Krieg, vs. Denver 11/25/84
- Matt Hasselbeck, vs. Washington 11/3/02

LOWEST %, PASSES INTERCEPTED

Lowest %, Passes Had Intercepted, Career (100 att.)

- 1.92 Brock Huard, 1999-01 (104-2)
- 2.83 Matt Hasselbeck, 2001-06 (2,547-72)
- 2.88 John Friesz, 1995-98 (416-12)

Lowest %, Passes Had Intercepted, Season (Qualifiers)

- 1.84 Rick Mirer, 1994 (381-7)
- 2.00 Matt Hasselbeck, 2005 (449-9)
- 2.27 Jim Zorn, 1981 (397-9)

Lowest %, Passes Had Intercepted, Rookie Season

- 3.50 Rick Mirer, 1993 (486-17)
- 6.15 Jim Zorn, 1976 (439-27)

RECEIVING

Most Pass Receptions, Career

- 819 Steve Largent, 1976-89 (9th in NFL history)
- 581 Brian Blades, 1988-98
- 471 John L. Williams, 1986-93

Most Seasons, 80 or More Pass Receptions

- 2 Brian Blades, 1993-94
- 1 Darrell Jackson, 2004

Most Seasons, 70 or More Pass Receptions

- 6 Steve Largent, 1978, 1981, 1983-86
- 5 Brian Blades, 1989, 1991, 1993-95
- 3 John L. Williams, 1989-90, 1992

Most Seasons, 50 or More Pass Receptions

- 10 Steve Largent, 1976, 1978-81, 1983-87
- 6 John L. Williams, 1988-93
- Darrell Jackson, 2000-06
- 5 Brian Blades, 1989, 1991, 1993-95

Most Pass Receptions, Season

- 87 Darrell Jackson, 2004
- 81 Brian Blades, 1994
- 80 Brian Blades, 1993

Most Pass Receptions, Rookie, Season

- 67 Joey Galloway, 1995
- 54 Steve Largent, 1976
- 53 Darrell Jackson, 2000

Most Pass Receptions, Game

- 15 Steve Largent, vs. Detroit 10/18/87
- 12 By 4 Players (Last: Brian Blades, vs. New Orleans 9/1/91)

Most Consecutive Games, Pass Receptions

- 177 Steve Largent, 1977-89
- 71 Joey Galloway, 1995-99
- 52 Brian Blades, 1992-95

YARDS GAINED

Most Yards Gained, Career

- 13,089 Steve Largent, 1976-89-(7th in NFL history)
- 7,620 Brian Blades, 1988-98
- 6,445 Darrell Jackson, 2000-06

Most Yards Gained, Season

- 1,287 Steve Largent, 1985
- 1,240 Koren Robinson, 2002
- 1,237 Steve Largent, 1979

Most Yards, Rookie, Season

- 1,039 Joey Galloway, 1995
- 715 Daryl Turner, 1984
- 713 Darrell Jackson, 2000

Most Yards Gained, Game

- 261 Steve Largent, vs. Detroit 10/18/87
- 191 Steve Largent, vs. Denver 11/25/84
- 180 John L. Williams, at L.A. Raiders 12/18/88

Most Games, 100+ Yards, Receiving, Career

- 40 Steve Largent, 1976-89
- 19 Darrell Jackson, 2000-06
- 17 Brian Blades, 1988-98

Most Games, 100+ Yards, Receiving, Season

- 6 Steve Largent, 1979
- 5 Steve Largent, 1984
- Brian Blades, 1989
- Darrell Jackson, 2001, 2004
- Koren Robinson, 2002



WR Brian Blades (1988-98)



CB Dave Brown (1976-86)

Most Consecutive Games, 100+ Yards Receiving

- 2 By 12 Players (Last: Darrell Jackson 2005)

Longest Pass Reception

- 83 Koren Robinson (from Trent Dilfer) at St. Louis 10/20/02
- 82 David Sims (from Jim Zorn) vs. Cincinnati 9/25/77 (TD)
- 81 Joey Galloway (from John Friesz) at San Diego 10/25/98 (TD)

AVERAGE PER RECEPTION

Highest Avg. Per Reception, Career (100 Receptions)

- 18.53 Daryl Turner, 1984-87 (101-1,872)
- 15.98 Steve Largent, 1976-89 (819-13,089)
- 15.75 Joey Galloway, 1995-99 (283-4,457)

Highest Avg. Per Reception, Season (50 Receptions)

- 18.74 Steve Largent, 1979 (66-1,237)
- 17.31 Joey Galloway, 1996 (57-987)
- 17.10 Sean Dawkins, 1999 (58-992)

Highest Avg. Per Reception, Game (5 Receptions)

- 27.80 Steve Largent, vs. Oakland 9/16/79 (5-139)
- 27.40 Joey Galloway, vs. Miami 10/6/96 (5-137)
- 25.71 John L. Williams, vs. L.A. Raiders 12/18/88 (7-180)

TOUCHDOWNS

Most Touchdowns, Career

- 100 Steve Largent, 1976-89
- 47 Darrell Jackson, 2000-2006
- 37 Joey Galloway, 1995-99

Most Touchdowns, Season

- 13 Daryl Turner, 1985
- 12 Steve Largent, 1984
- Joey Galloway, 1997

Most Touchdowns, Rookie, Season

- 10 Daryl Turner, 1984
- 8 Brian Blades, 1988
- 7 Joey Galloway, 1995

Most Touchdowns, Game

- 4 Daryl Turner, vs. San Diego 9/15/85
- 3 By 4 Players (Last: Joey Galloway, vs. Oakland 10/26/97)

Most Consecutive Games, Touchdowns

- 5 Steve Largent, 1984
- Joey Galloway, 1998
- 4 By 5 Players (Last: Derrick Mayes, 1999)

INTERCEPTIONS

Most Interceptions By, Career

- 50 Dave Brown, 1976-86
- 42 Eugene Robinson, 1985-95
- 41 John Harris, 1978-85

Most Interceptions By, Season

- 10 John Harris, 1981
- Kenny Easley, 1984
- 9 Eugene Robinson, 1993

Most Interceptions By, Rookie, Season

- 5 Michael Boulware, 2004
- 4 John Harris, 1978
- 3 By 5 Players (Last: Lofa Tatupu, 2005)

Most Interceptions By, Game

- 3 Kenny Easley, vs. San Diego 10/29/84
- Eugene Robinson, at Pittsburgh 12/6/92
- Darryl Williams, vs. San Diego 9/21/97

Most Consecutive Games, Passes Intercepted

- 4 Cornell Webber, 1978-79
- John Harris, 1980
- Dave Brown, 1983-84
- Kenny Easley, 1984
- Eugene Robinson, 1991
- 3 By 9 Players (Last: Darryl Williams 1997)

YARDS RETURNED

Most Yards Returned, Career

- 643 Dave Brown, 1976-86
- 586 Eugene Robinson, 1985-95
- 538 Kenny Easley, 1981-87

Most Yards Returned, Season

- 179 Dave Brown, 1984
- 172 Darryl Williams, 1997
- 157 Eddie McMillan, 1977

Most Yards Returned, Game

- 148 Dave Brown, vs. Kansas City 11/4/84
- 125 Kenny Easley, vs. Cleveland 12/20/81
- 91 Sammy Green, vs. San Francisco 10/7/79

Longest Return

- 91 Sammy Green, vs. San Francisco 10/7/79 (TD)
- 90 Dave Brown, vs. Kansas City 11/4/84 (TD)
- 84 Jay Bellamy, vs. St. Louis 9/10/00 (TD)

TOUCHDOWNS

Most Touchdowns, Career

- 5 Dave Brown, 1976-86
- 3 Keith Simpson, 1978-85
- Kenny Easley, 1981-87
- Willie Williams, 1997-03

Most Touchdowns, Season

- 2 By 6 Players (Last: Shawn Springs, Darrin Smith 1998)

Most Touchdowns, Game

- 2 Dave Brown, vs. Kansas City 11/4/84 (Ties NFL record)
- 1 49 Times (Last: Lofa Tatupu at Philadelphia 12/5/05)

PUNTING

Most Punts, Career

- 554 Rick Tuten, 1991-97
- 385 Jeff Feagles, 1998-02
- 299 Jeff West, 1981-85

Most Punts, Season

- 108 Rick Tuten, 1992
- 95 Jeff West, 1984
- 91 Rick Tuten, 1994

Most Punts, Rookie, Season

- 84 Ryan Plackemeier, 2006
- 80 Rick Engles, 1976
- 47 Ruben Rodriguez, 1987

Most Punts, Game

- 12 Rick Tuten, vs. Denver 11/28/93
- 11 By 3 Players (Last: Rick Tuten, vs. Philadelphia 12/13/92 [OT])

Longest Punt

- 73 Rick Tuten, at Buffalo 10/15/95
- 72 Ryan Plackemeier, vs. San Diego 12/24/06
- 68 Ruben Rodriguez, vs. Denver 9/4/88
- Jeff Feagles, at Cleveland 9/9/01

AVERAGE YARDAGE

Highest Average, Punting, Career (100 Punts)

- 43.80 Rick Tuten, 1991-97 (554-24,266)
- 42.14 Jeff Feagles, 1998-02 (395-16,225)
- 41.25 Tom Rouen, 2003-05 (154-6,394)

Highest Average, Punting, Season

- 45.00 Rick Tuten, 1995 (83-3,735)
- 44.97 Ryan Plackemeier, 2006 (84-3,778)
- 44.52 Rick Tuten, 1993 (90-4,007)

Highest Average, Punting, Rookie, Season

- 44.97 Ryan Plackemeier, 2006 (84-3,778)
- 40.00 Ruben Rodriguez, 1987 (47-1,880)
- 38.34 Rick Engles, 1976 (80-3,067)

Highest Average Punting, Game (Minimum 4 Punts)

- 55.20 Rick Tuten, vs. Denver 12/1/96 (5-276)
- 52.83 Rick Tuten, at Buffalo 10/15/95 (6-317)
- 52.75 Rick Tuten, vs. Denver 9/18/96 (4-211)

Highest Net Punting Average, Season

- 38.7 Rick Tuten, 1992
- 37.8 Tom Rouen, 2004
- 37.3 Rick Tuten, 1993
- Ryan Plackemeier, 2006

INSIDE THE 20

Most Punts Inside the 20, Career

- 147 Rick Tuten, 1991-97
- 133 Jeff Feagles, 1998-02
- 73 Jeff West, 1981-85

Most Punts Inside the 20, Season

- 34 Jeff Feagles, 1999
- 33 Rick Tuten, 1994
- 29 Rick Tuten, 1992
- Tom Rouen, 2003

Most Punts Inside the 20, Game

- 6 Rick Tuten, vs. Minnesota 11/10/96
- Jeff Feagles, vs. Kansas City 12/26/99
- Jeff Feagles, at N.Y. Giants 12/23/01
- 5 5 Times (Last: Ryan Plackemeier, vs. San Diego 12/24/06)

TOUCHBACKS

Most Touchbacks, Career

- 45 Rick Tuten, 1991-97
- 30 Jeff Feagles, 1998-02
- 28 Jeff West, 1981-85

Most Touchbacks, Season

- 15 Ryan Plackemeier, 2006
- 12 Jeff Feagles, 1998
- 10 Jeff West, 1983
- Jeff West, 1984

Most Touchbacks, Game

- 3 By 5 Players (Last: Ryan Plackemeier, vs. San Francisco 12/14/06)

HAD BLOCKED

Most Punts Had Blocked, Career

- 6 Herman Weaver, 1977-80
- 3 Rick Engles, 1976-77
- 2 By 4 Players

Most Punts Had Blocked, Season

- 3 Herman Weaver, 1979
- 2 By 4 Players (Last: Tom Rouen, 2003)

Most Punts Had Blocked, Game

- 2 Herman Weaver, vs. Kansas City 9/30/79
- 1 By 18 Players (Last: Ken Walter, vs. Atlanta 1/2/05)

PUNT RETURNS

Most Punt Returns, Career

- 94 Chris Warren, 1990-97
- 89 Bobby Joe Edmonds, 1986-88
- 79 Joey Galloway, 1995-98

Most Punt Returns, Season

- 41 Will Lewis, 1980
- 36 Joey Galloway, 1995
- 35 Bobby Joe Edmonds, 1988

Most Punt Returns, Rookie, Season

- 41 Will Lewis, 1980
- 36 Joey Galloway, 1995
- 34 Rufus Crawford, 1978
- Bobby Joe Edmonds, 1986

Most Punt Returns, Game

- 7 Walter Packer, vs. N.Y. Jets 11/13/77
- 6 Bobby Joe Edmonds, vs. L.A. Raiders 12/8/86
- Kerry Joseph, vs. Philadelphia 9/6/98
- 5 By 21 Players (Last: Nate Burleson, vs. San Diego 12/24/06)

FAIR CATCHES**Most Fair Catches, Career**

- 68 Bobby Engram, 2001-05
- 60 Chris Warren, 1990-97
- 40 Charlie Rogers, 1999-01

Most Fair Catches, Season

- 25 Chris Warren, 1992
- 23 Bobby Engram, 2002
- 22 Bobby Engram, 2003
- Jimmy Williams, 2005

Most Fair Catches, Game

- 5 James Jefferson, vs. Denver 10/22/89
- Chris Warren, vs. Pittsburgh 10/20/91
- Chris Warren, vs. Denver 11/30/92 (OT)
- Charlie Rogers, vs. Buffalo 10/24/99
- Jimmy Williams, vs. Dallas 10/23/05

YARDS GAINED**Most Yards Gained, Career**

- 1,010 Bobby Joe Edmonds, 1986-88
- 925 Charlie Rogers, 1999-01
- 843 Paul Johns, 1981-84

Most Yards Gained, Season

- 419 Bobby Joe Edmonds, 1986
- 363 Charlie Rogers, 2000
- 360 Joey Galloway, 1995

Most Yards Gained, Rookie, Season

- 419 Bobby Joe Edmonds, 1986
- 360 Joey Galloway, 1995
- 349 Will Lewis, 1980

Most Yards Gained, Game

- 106 Charlie Rogers, at Pittsburgh 9/26/99
- 105 Joey Galloway, vs. N.Y. Giants 11/5/95
- 103 Bobby Joe Edmonds, vs. Philadelphia 11/23/86

Longest Punt Return

- 94 Charlie Rogers, at Pittsburgh 9/26/99 (TD)
- 90 Nate Burleson, vs. St. Louis 11/12/06 (TD)
- 89 Joey Galloway, vs. N.Y. Giants 11/5/95 (TD)

AVERAGE YARDAGE**Highest Average, Career (Minimum 50 Returns)**

- 12.67 Charlie Rogers, 1999-01 (73-925)
- 11.39 Paul Johns, 1981-84 (74-843)
- 11.35 Bobby Joe Edmonds, 1986-88 (89-1,010)

Highest Average, Season (min. 1 per game)

- 14.45 Charlie Rogers, 1999 (22-318)
- 13.96 Charlie Rogers, 2000 (26-363)
- 12.55 Bobby Joe Edmonds, 1987 (20-251)

Highest Average, Rookie, Season (Qualifiers)

- 14.45 Charlie Rogers, 1999 (22-318)
- 12.32 Bobby Joe Edmonds, 1986 (34-419)

Highest Average, Game (Minimum 3 Returns)

- 32.00 Paul Johns, vs. L.A. Raiders 10/16/83 (3-96)
- 31.57 Nate Burleson, vs. St. Louis 11/12/06 (3-95)
- 26.33 Paul Johns, vs. New England 9/16/84 (3-79)

TOUCHDOWNS**Most Touchdowns, Career**

- 4 Joey Galloway, 1995-98
- 2 Paul Johns, 1981-84
- Bobby Engram, 2001-04
- 1 By 5 Players

Most Touchdowns, Season

- 2 Joey Galloway, 1998
- 1 By 11 Players (Last: Nate Burleson, 2006)

Most Touchdowns, Rookie, Season

- 1 Will Lewis, 1980
- Bobby Joe Edmonds, 1986
- Joey Galloway, 1995
- Charlie Rogers, 1999

Most Touchdowns, Game

- 1 By 13 Players (Last: Nate Burleson, vs. St. Louis 11/12/06)

KICKOFF RETURNS**Most Kickoff Returns, Career**

- 165 Steve Broussard, 1995-98
- 134 Charlie Rogers, 1999-01
- 129 Maurice Morris, 2002-05

Most Kickoff Returns, Season

- 66 Charlie Rogers, 2000
- 59 Josh Scobey, 2005
- 50 Steve Broussard, 1997
- Charlie Rogers, 2001

Most Kickoff Returns, Game

- 8 Bobby Joe Edmonds, vs. L.A. Raiders 11/30/87
- 7 By 11 Players (Last: Maurice Morris, vs. N.Y. Jets 12/19/04)

YARDS GAINED**Most Yards Gained, Career**

- 3,900 Steve Broussard, 1995-98
- 3,214 Charlie Rogers, 1999-01
- 2,843 Maurice Morris, 2002-05

Most Yards Gained, Season

- 1,629 Charlie Rogers, 2000
- 1,326 Josh Scobey, 2005
- 1,148 Zachary Dixon, 1983

Most Yards Gained, Rookie, Season

- 829 Rufus Crawford, 1978
- 821 Maurice Morris, 2002
- 820 Al Hunter, 1977

Most Yards Gained, Game

- 231 Maurice Morris, at St. Louis 10/20/02
 198 Charlie Rogers, vs. Indianapolis
 10/15/00
 196 Jon Vaughn, at San Diego 10/30/94

Longest Kickoff Return

- 97 James Jefferson, vs. Kansas City
 10/8/89 (TD)
 Maurice Morris, at St. Louis 10/20/02
 (TD)
 94 Zachary Dixon, vs. St. Louis 11/13/83 (TD)
 93 Jon Vaughn, at San Diego 10/30/94 (TD)

HIGHEST YARDAGE**Highest Average, Career (50 Returns)**

- 23.99 Charlie Rogers, 1999-01 (134-3,214)
 23.64 Steve Broussard, 1995-98 (165-3,900)
 22.83 Ahman Green, 1998-99 (63-1,438)

Highest Average, Season (1 per game)

- 26.93 Steve Broussard, 1998 (29-781)
 25.83 Charlie Rogers, 1999 (18-465)
 24.74 Steve Broussard, 1995 (43-1,064)

Highest Average, Game (Minimum 3 Returns)

- 42.75 Charlie Rogers, vs. Buffalo 12/23/00
 (4-171)
 36.67 Chris Warren, vs. Denver 9/23/90
 (3-110)
 36.00 Chris Warren, vs. San Diego 10/27/91
 (3-108)

TOUCHDOWNS**Most Touchdowns, Career**

- 1 Zachary Dixon, 1983-84
 James Jefferson, 1989-93
 Jon Vaughn, 1993-94
 Steve Broussard, 1995-98
 Charlie Rogers, 1999-00
 Maurice Morris, 2002-04

Most Touchdowns, Season

- 1 Zachary Dixon, 1983
 James Jefferson, 1989
 Jon Vaughn, 1994
 Steve Broussard, 1998
 Charlie Rogers, 2000
 Maurice Morris, 2002

Most Touchdowns, Rookie, Season

- 1 Maurice Morris, 2002

Most Touchdowns, Game

- 1 Zachary Dixon, vs. St. Louis 11/13/83
 James Jefferson, vs. Kansas City
 10/8/89
 Jon Vaughn, at San Diego 10/30/94
 Steve Broussard, vs. Washington
 9/20/98
 Charlie Rogers, vs. Buffalo 12/23/00
 Maurice Morris, at St. Louis 10/20/02

COMBINED KICK RETURNS**Most Combined Kick Returns, Career**

- 207 Charlie Rogers, 1999-01 (73-P, 134-K)
 190 Bobby Joe Edmonds, 1986-88 (89-P, 101-K)
 180 Chris Warren, 1990-97 (94-P, 86-K)

Most Combined Kick Returns, Season

- 92 Charlie Rogers, 2000 (26-P, 66-K)
 75 Bobby Joe Edmonds, 1988 (35-P, 40-K)
 Charlie Rogers, 2001 (25-P, 50-K)

Most Combined Kick Returns, Game

- 11 Bobby Joe Edmonds, NE 9/21/86 (5-P, 6-K)
 10 By 4 Players (Last: Nate Burleson, vs. San Diego 12/24/06, 5-P, 5-K)

YARDS GAINED**Most Yards Returned, Career**

- 4,139 Charlie Rogers, 1999-01 (925-P, 3,214-K)
 3,900 Steve Broussard, 1995-98 (3,900-K)
 3,238 Bobby Joe Edmonds, 1986-88
 (1,010-P, 2,228-K)

Most Yards Gained, Season

- 1,992 Charlie Rogers, 2000 (363-P, 1,629-K)
 1,364 Charlie Rogers, 2001 (244-P, 1,120-K)
 1,326 Josh Scobey, 2005 (1,326-K)

Most Yards Returned, Game

- 231 Maurice Morris, vs. St. Louis 10/20/02
 (231-K)
 215 Charlie Rogers, vs. Indianapolis
 10/15/00 (17-P, 198-K)
 206 Charlie Rogers, at N.Y. Jets 1/2/00
 (16-P, 190-K)

TOUCHDOWNS**Most Touchdowns, Career**

- 4 Joey Galloway, 1995-98 (4-P)
 2 Paul Johns, 1981-84 (2-P)
 Charlie Rogers, 1999-01 (1-P, 1-K)
 Bobby Engram, 2001-05 (2-P)
 1 By 9 Players

Most Touchdowns, Season

- 2 Joey Galloway, 1998 (2-P)
 1 By 17 Players (Last: Nate Burleson, 2006 [1-P])

Most Touchdowns, Game

- 1 By 19 Players (Last: Nate Burleson, vs. St. Louis 12/11/06)



S Paul Moyer (1983-89)
Seahawks Broadcasting Analyst

FUMBLES

Most Fumbles, Career

- 108 Dave Krieg, 1980-91
- 48 Jim Zorn, 1976-84
- 38 Curt Warner, 1983-89

Most Fumbles, Season

- 18 Dave Krieg, 1989
- 17 Jon Kitna, 2000
- 16 Dave Krieg, 1990

Most Fumbles, Game

- 6 Dave Krieg, vs. Kansas City 11/5/89
- 5 Dave Krieg, vs. San Diego 11/25/90 (OT)
- 4 By 3 Players (Last: Jon Kitna, vs. Buffalo 12/23/00)

FUMBLES RECOVERED

Most Fumbles Recovered, Career, Own and Opponents

- 27 Dave Krieg, 1980-91 (27-own)
- 20 Jon Kitna, 1997-00 (20-own)
- 17 Jacob Green, 1980-91 (17-opp.)

Most Fumbles Recovered, Season, Own and Opponents

- 9 Dave Krieg, 1989 (9-own)
- Jon Kitna, 2000 (9-own)
- 6 Jon Kitna, 1999 (6-own)
- 5 By 4 Players (Last: Rick Mirer, 1993 [5-own])

Most Fumbles Recovered, Game, Own and Opponents

- 3 Dave Krieg, vs. Chi 12/20/87 (3-own)
- Dave Krieg, vs. KC 11/5/89 (3-own)
- Darryl Williams, vs. KC 10/4/98 (3-opp)
- Jon Kitna, vs. Jax 11/12/00 (3-own)

OWN FUMBLES RECOVERED

Most Own Fumbles Recovered, Career

- 27 Dave Krieg, 1980-91
- 20 John Kitna, 1997-2000
- 13 Curt Warner, 1983-89

Most Own Fumbles Recovered, Season

- 9 Dave Krieg, 1989
- Jon Kitna, 2000
- 6 Jon Kitna, 1999
- 5 By 3 Players (Last: Rick Mirer, 1993)

Most Own Fumbles Recovered, Game

- 3 Dave Krieg, vs. Chi 12/20/87 (3-own)
- Dave Krieg, vs. KC 11/5/89 (3-own)
- Jon Kitna, vs. Jax 11/12/00 (3-own)

OPPONENTS FUMBLES RECOVERED

Most Opponents' Fumbles Recovered, Career

- 17 Jacob Green, 1980-91
- 14 Eugene Robinson, 1985-95
- 13 Chad Brown, 1997-04

Most Opponents' Fumbles Recovered, Season

- 5 Nesby Glasgow, 1989
- 4 By 12 Players (Last: Michael Sinclair, 2000)

Most Opponents' Fumbles Recovered, Game

- 3 Darryl Williams, at Kansas City, 10/4/98
- 2 By 17 Players (Last: Marcus Bell, vs. Arizona 11/10/02)

YARDS RETURNING FUMBLES

Longest Fumble Return

- 82 Antonio Edwards, at Denver 12/10/95 (TD)
- 79 Jacob Green, vs. N.Y. Jets 10/27/85 (TD)
- 71 Shawn Springs, at Oakland 9/8/02

TOUCHDOWNS

Most Touchdowns, Career (Total)

- 3 Chad Brown, 1997 (3-opp)
- 2 Jacob Green, 1980-91 (2-opp)
- Shelton Robinson, 1982-85 (2-opp)
- Michael Sinclair, 1991-01 (2-opp)

Most Touchdowns, Season (Total)

- 2 Shelton Robinson, 1983 (2-opp.)
- Chad Brown, 1997 (2-opp.)
- 1 By 27 Players (Last: Darryl Tapp, 2006 [1-opp])

Most Touchdowns, Game (Total)

- 1 By 31 Players (Last: Darryl Tapp, at Denver 12/3/06)

COMBINED NET YARDS

Yards Gained Via Rushing, Receiving, Interception Return, Punt Return, Kickoff Return, and Fumble Recovery Return

ATTEMPTS

Most Attempts, Career

- 2,169 Shaun Alexander, 2000-06
- 1,943 Chris Warren, 1990-97
- 1,855 Curt Warner, 1983-89

Most Attempts, Season

- 385 Shaun Alexander, 2005
- 379 Curt Warner, 1983
- 378 Shaun Alexander, 2004

Most Attempts, Rookie, Season

- 379 Curt Warner, 1983
- 162 John L. Williams, 1986
- 161 Sherman Smith, 1976

Most Attempts, Game

- 40 Shaun Alexander, vs. Green Bay 11/27/06
- 37 Shaun Alexander, vs. Oakland 11/11/01
- 36 Chris Warren, at New England 9/19/93

YARDS GAINED

Most Yards Gained, Career

- 13,396 Steve Largent, 1976-89
- 10,665 Chris Warren, 1990-97
- 10,148 Shaun Alexander, 2000-2006

Most Yards Gained, Season

- 1,992 Charlie Rogers, 2000
- 1,958 Shaun Alexander, 2005
- 1,927 Chris Warren, 1992

Most Yards Gained, Rookie, Season

- 1,774 Curt Warner, 1983
 1,583 Joey Galloway, 1995
 1,172 Bobby Joe Edmonds, 1986

Most Yards Gained, Game

- 281 Shaun Alexander, vs. Oakland 11/11/01
 264 Maurice Morris, vs. St. Louis 10/20/02
 261 Steve Largent, vs. Detroit 10/18/87

TACKLES**Most Tackles, Career**

- 984 Eugene Robinson, 1985-95
 813 Keith Butler, 1978-87
 779 Joe Nash, 1982-96

Most Tackles, Season

- 153 Terry Beeson, 1978
 150 Chad Brown, 1998
 147 Anthony Simmons, 2000

Most Tackles, Game

- 18 Terry Beeson, vs. Houston 11/2/77
 Sammy Green, vs. Minnesota 10/8/78
 16 By 10 Players (Last: Isaiah Kacyvenski,
 at Oakland 9/8/02)

SACKS**Most Sacks, Career**

- *97.5 Jacob Green, 1980-91
 73.5 Michael Sinclair, 1991-01
 63.0 Jeff Bryant, 1982-93

**Unofficial 116.0. Sacks only became official in 1982.*

Most Sacks, Season

- 16.5 Michael Sinclair, 1998
 16.0 Jacob Green, 1983
 14.5 Jeff Bryant, 1984

Most Sacks, Game

- 4.0 Jacob Green, vs. N.Y. Giants 10/19/86
 Michael Sinclair, vs. Denver 9/8/96
 Michael McCrary, at Oakland 12/22/96

FORCED FUMBLES**Most Forced Fumbles, Career**

- 28 Jacob Green, 1980-91
 24 Michael Sinclair, 1991-01
 14 Rufus Porter, 1988-94
 13 Joe Nash, 1982-96
 Bruce Scholtz, 1982-88

Most Forced Fumbles, Season

- 7 Jacob Green, 1985
 Michael Sinclair, 1998
 6 By 3 Players (Last: Michael Sinclair,
 1997)

Most Forced Fumbles, Game

- 2 By 15 Players (Last: Reggie Tongue, vs.
 Cleveland 11/30/03)

BLOCKED KICKS**Most Blocked Punts, Career**

- 3 Kerry Justin, 1978-83, 1986-87
 2 By 4 Players

Most Blocked Punts, Season

- 2 By 4 Players (Last: Kerry Justin, 1986)

Most Blocked Punts, Game

- 1 By 22 Players (Last: D.D. Lewis, vs.
 Pittsburgh 11/2/03)

Most Blocked Field Goals, Career

- 8 Joe Nash, 1982-96
 3 Craig Terrill, 2004-06
 2 By 4 Players

Most Blocked Field Goals, Season

- 3 Joe Nash, 1989
 2 Mike White, 1982
 Joe Nash, 1984
 Craig Terrill, 2006

Most Blocked Field Goals, Game

- 1 By 30 Players
 (Last: Craig Terrill, vs. Green Bay
 11/27/06)

Most Blocked PATs, Career

- 3 Mike White, 1981-82
 2 By 3 Players

Most Blocked PATs, Season

- 2 Mike White, 1981
 1 By 11 Players (Last: Terry Wooden,
 1995)

Most Blocked PATs, Game

- 1 By 12 Players
 (Last: Terry Wooden, vs. San Diego
 10/22/95)

Most Blocked Kicks (Field Goals and PATs), Career

- 10 Joe Nash, 1982-96 (8 FG, 2 PAT)
 5 Mike White, 1981-82 (2 FG, 3 PAT)
 Jeff Bryant, 1982-93 (3 FG, 2 PAT)

Most Blocked Kicks (Field Goals and PATs), Season

- 3 Mike White, 1982 (2 FG, 1 PAT)
 Joe Nash, 1989 (3 FG)
 2 By 5 Players (Last: Craig Terrill, 2006)

Most Blocked Kicks (Field Goals and PATs), Game

- 1 By 43 Players (Last: Craig Terrill, vs.
 Green Bay 11/27/06 [FG])

Longest Return of Blocked Punt

- 32 Jessie Green, vs. N.Y. Jets 10/19/80
 26 Steve Raible, vs. Green Bay 10/10/76
 17 Autry Beamon, vs. Baltimore 9/18/77

Longest Return of Blocked Field Goal

- 62 Paul Moyer, vs. Cleveland 10/9/88
 Vernon Dean, vs. L.A. Rams 10/23/88 (TD)
 61 Robert Blackmon, vs. Houston 11/3/96 (TD)
 Shawn Springs, at Green Bay 11/1/99 (TD)

TEAM RECORDS

ATTENDANCE

Largest Single-Season Regular-Season Home Attendance

543,820 2006 (67,978)
 533,436 2004 (66,680)
 532,954 2005 (66,619)

Largest Single-Game Regular-Season Home Attendance

— Qwest Field

68,256 vs. Green Bay 11/27/06
 68,175 vs. St. Louis 11/12/06
 68,174 vs. San Diego 11/24/06

-Kingdome (1976-1999)

66,400 vs. Oakland 10/3/99
 66,332 vs. Kansas City 12/26/99
 66,318 vs. San Diego 12/12/99

-Husky Stadium (2000-01)

68,681 vs. Oakland 12/16/00
 68,661 vs. Denver 11/26/00
 67,231 vs. Oakland 11/11/01

Largest Single-Game Regular-Season Road Attendance

90,215 at Washington 10/2/05
 *82,893 at Kansas City 10/2/00
 82,352 at Washington 11/4/01

* Combined attendance from Arrowhead (79,451) and Kaufmann Stadium adjacent to Arrowhead (3,442).

GAMES WON

REGULAR SEASON

Most Consecutive Games Won

11 2005
 8 1984
 6 2002-03

Most Consecutive Games Without Defeat

11 2005
 8 1984
 6 2002-03

Most Games Won, Season

13 2005
 12 1984
 10 1986, 2003

Most Consecutive Games Won, One Season

11 2005
 8 1984
 5 1986, 1999

Most Consecutive Games Won, Start of Season

3 1986, 1998, 2003, 2004, 2006
 2 1984, 1985, 1988, 1994

Most Consecutive Games Won, End of Season

5 1986
 3 2002

Most Consecutive Home Games Won

12 2004-06
 10 2002-04
 8 1983-84

Most Consecutive Road Games, Won

5 1979-80
 2005
 4 1984

Most Shutout Games Won or Tied, Season

3 1984
 2 1986
 1 8 Times (Last: 2006)

Most Consec. Shutout Games Won or Tied, Season

2 1984
 1 11 Times (Last: 2006)

Most Consecutive Overtime Games Won, Season

2 1990 (Ties NFL record)

GAMES LOST

Most Consecutive Games Lost

10 1980-81
 9 1976-77
 8 1992

Most Games Lost, Season

14 1992
 12 1976, 1980
 10 1981, 1993, 1994, 2000

Most Consecutive Games Lost, One Season

9 1980
 8 1992
 6 1994

Most Consecutive Games Lost, Start of Season

5 1976
 4 1977
 3 1990, 1996, 2002

Most Consecutive Games Lost, End of Season

9 1980
 5 1976
 4 1992

Most Consecutive Home Games Lost

8 1980
 5 1992
 4 1976, 1976-77

Most Consecutive Road Games Lost

8 1976-77, 1980-81
 7 1992-93
 6 2003

Most Shutout Games Lost or Tied, Season

2 1992
 1 7 Times (Last: 2000)

Most Consec. Shutout Games, Lost or Tied, Season

2 1992
 1 7 Times (Last: 2000)

Most Consecutive Overtime Games Lost, Season

1 15 Times (Last: 2005)

SCORING

POINTS

Most Points, Season

452 2005
418 1984
404 2003

Fewest Points, Season

127 1982 (9 games)
140 1992 (NFL record for 16-game season)
229 1976 (14 games)

Most Points, Game

56 vs. Buffalo 10/30/77
51 vs. Kansas City 11/27/83 (OT)
49 vs. San Diego 9/15/85

Fewest Points, Game

0 9 Times (Last: at Miami 9/3/00)

Most Points, Both Teams, Game

99 Seattle (51) vs. Kansas City (48)
11/27/83 (OT)
85 Seattle (41) at Baltimore (44) 11/23/03
(OT)
84 Seattle (49) vs. San Diego (35) 9/15/85

Fewest Points, Both Teams, Game

14 Seattle (14) vs. Washington (0) 9/28/80
15 Seattle (9) at Cleveland (6) 9/9/01
Seattle (6) at N.Y. Giants (9) 9/22/02
Seattle (9) at Detroit (6) 9/10/06

Most Points, Shutout Victory, Game

45 vs. Kansas City 11/4/84
42 at Philadelphia, 12/5/05
38 at Philadelphia, 9/6/98
at Arizona, 9/14/03

Fewest Points, Shutout Victory, Game

14 vs. Washington 9/28/80
16 vs. Pittsburgh 11/28/82
vs. Oakland 11/6/06
17 vs. N.Y. Jets 11/13/77

Most Points Overcome to Win Game

20 at Denver 12/10/95 (Trailed 0-20,
Won 31-27)
18 vs. Pittsburgh 11/8/81 (Trailed 3-21,
Won 24-21)
at Oakland 12/14/97 (Trailed 3-21,
Won 22-21)

Most Points, Each Half

1st: 45 vs. Minnesota 9/29/02
42 vs. Buffalo 10/30/77
35 vs. Detroit 11/16/03
at Philadelphia 12/5/05
vs. N.Y. Giants 9/24/06
2nd: 35 vs. San Diego 9/15/85
34 vs. Kansas City 11/27/83
31 vs. L.A. Raiders 10/16/83
vs. New England 9/21/86

Most Points, One Quarter

31 vs. Minnesota 9/29/02 (2nd)
28 4 Times (Last: vs. Kansas City 9/11/88
[2nd])

Most Points, Each Quarter

1st: 21 vs. Cincinnati 9/6/81
vs. Detroit 10/18/87
vs. N.Y. Giants 11/5/95
vs. N.Y. Giants 9/24/06
2nd: 31 vs. Minnesota 9/29/02
28 vs. Buffalo 10/30/77
vs. Kansas City 11/4/84
vs. Kansas City 9/11/88
3rd: 28 vs. San Diego 9/15/85
21 vs. Chicago 9/23/84
20 vs. Kansas City 9/20/87
vs. Chicago 12/20/87
4th: 24 vs. New England 9/21/86
22 vs. Dallas 12/6/04
21 vs. Detroit 9/24/78
at Denver 12/10/95
at San Diego 12/29/02
OT: 6 at Atlanta 12/15/02
3 7 Times (Last: vs. N.Y. Giants
11/27/05)

GAMES

Most Consecutive Games Scoring

121 1992-99
112 1982-89
111 2000-06

TOUCHDOWNS

Most Touchdowns, Season

57 2005
51 1984
50 1983

Fewest Touchdowns, Season

14 1982 (9 games)
1992
28 1989

Most Touchdowns, Game

8 vs. Buffalo 10/30/77
7 vs. San Diego 9/15/85
6 11 Times (Last: vs. N.Y. Giants 9/24/06)

Most Touchdowns, Both Teams, Game

13 Seattle (6) vs. Kansas City (7) 11/27/83
(OT)
12 Seattle (7) vs. San Diego (5) 9/15/85
10 6 Times (Last: Seattle [6] vs. N.Y.
Giants [4] 9/24/06)

Most Consecutive Games Scoring

Touchdowns

48 1982-85
34 1985-88
30 1977-79
2002-04

POINTS AFTER TOUCHDOWN

Most Points After Touchdown, Season

56 2005
50 1984
49 1983

Fewest Points After Touchdown, Season

13 1982 (9 games)
14 1992
25 1994

Most Points After Touchdown, Game

- 8 vs. Buffalo 10/30/77
- 7 vs. San Diego 9/15/85
- 6 11 Times (Last: vs. N.Y. Giants 9/24/06)

Most Points After Touchdown, Both Teams, Game

- 12 Seattle (6) vs. Kansas City (6) 11/27/83 (OT)
- 10 4 Times (Last: Seattle [6] vs. N.Y. Giants [4] 9/24/06)

TWO-POINT CONVERSIONS*(Two-point conversion rule was adopted in 1994)***Most Two-Point Conversion Attempts, Season**

- 6 1994, 1996, 1997
- 4 1998, 2000
- 3 2004

Most Two-Point Conversion Attempts, Game

- 2 at Kansas City 10/23/94 vs. San Diego 10/22/95 vs. Oakland 10/26/97 vs. Oakland 12/16/00
- 1 29 Times (Last: vs. Green Bay 11/27/06)

Most Two-Point Conversions Made, Season

- 4 1994, 1996
- 2 1998, 2004

Most Two-Point Conversions Made, Game

- 2 at Kansas City 10/23/94
- 1 14 Times (Last: vs. Green Bay 11/27/06)

FIELD GOALS**Most Field Goals Attempted, Season**

- 40 1999
- 35 1986
- 34 1996

Fewest Field Goals Attempted, Season

- 14 1982 (9 games)
- 16 1976
- 18 1977

Most Field Goals Attempted, Game

- 6 vs. Kansas City 9/20/87 vs. Pittsburgh 9/26/99 vs. San Diego 12/12/99
- 5 7 Times (Last: at Denver 12/3/06)

Most Field Goals Attempted, Both Teams, Game

- 10 Seattle (6) vs. San Diego (4) 12/12/99
- 9 at Seattle (5) vs. Houston (4) 11/3/96

Most Field Goals, Season

- 34 1999
- 28 1996
- 25 1991, 2006

Fewest Field Goals, Season

- 9 1976, 1977
- 10 1982 (9 games)

Most Field Goals, Game

- 5 vs. Kansas City 9/20/87 vs. L.A. Raiders 12/18/88 vs. Pittsburgh 9/26/99
- 4 14 Times (Last: vs. Green Bay 11/27/06)

Most Field Goals, Both Teams, Game

- 8 Seattle (5) vs. L.A. Raiders (3) 12/18/88
- 7 8 Times (Last: Seattle (3) vs. Arizona (4) 9/25/05)

Most Consecutive Games Scoring Field Goals

- 19 2002-03
- 15 1990-91
- 12 1997-98

SAFETIES**Most Safeties, Season**

- 4 1993 (ties NFL record)
- 1 11 Times (Last: 2003)

Most Safeties, Game

- 1 15 Times (Last: at St. Louis 12/14/03)

Most Safeties, Both Teams, Game

- 2 Seattle (0) vs. Denver (2) 1/2/83
- Seattle (1) vs. Cleveland (1) 11/14/93
- 1 38 Times (Last: Seattle [0] at Arizona [1] 10/24/04)

FIRST DOWNS**Most Seasons Leading League**

- 1 1978

Most First Downs, Season

- 361 2005
- 347 2002
- 345 1978

Fewest First Downs, Season

- 159 1982 (9 games)
- 208 1992
- 238 1976

Most First Downs, Game

- 34 vs. San Diego 11/22/87 at San Diego 12/29/02 (OT)
- 33 vs. Kansas City 11/27/83 (OT)
- 32 vs. Kansas City 11/24/02

Fewest First Downs, Game

- 1 vs. L.A. Rams 11/4/79
- 2 vs. New England 12/4/88
- 6 3 Times (Last: at Dallas 10/11/92)

Most First Downs, Rushing, Season

- 150 1978
- 142 2005
- 131 1983

Fewest First Downs, Rushing, Season

- 51 1982 (9 games)
- 65 1999
- 75 1976

Most First Downs, Rushing, Game

- 19 vs. San Diego 11/22/87 vs. Houston 10/16/05
- 18 vs. Kansas City 11/27/83 (OT)

Fewest First Downs, Rushing, Game

- 0 vs. L.A. Rams 11/4/79 vs. New England 12/4/88 vs. L.A. Raiders 10/18/92

Most First Downs, Passing, Season

- 208 2002
- 207 1997
- 192 2005

Fewest First Downs, Passing, Season

- 89 1982 (9 games)
- 114 1992
- 116 1977

Most First Downs, Passing, Game

- 21 vs. Denver 11/20/83
- vs. Kansas City 11/24/02
- 20 vs. Denver 12/15/84
- vs. Cleveland 11/30/03
- 19 5 Times (Last: vs. Minnesota 12/12/04)

Fewest First Downs, Passing, Game

- 1 vs. L.A. Rams 11/4/79
- vs. Oakland 12/22/96
- 2 5 Times (Last: vs. Philadelphia 9/23/01)

Most First Downs, Penalty, Season

- 39 1978
- 35 2002
- 33 2006

Fewest First Downs, Penalty, Season

- 10 1986
- 14 1991
- 15 2000

Most First Downs, Penalty, Game

- 6 vs. N.Y. Jets 9/17/78
- vs. San Diego 11/16/81
- vs. San Diego 9/18/94

Most First Downs, Both Teams, Game

- 64* vs. Kansas City 11/24/02 (Sea-32, KC-32)
- 62 vs. San Diego 9/15/85 (Sea-30, SD-32)

*NFL Record

NET YARDS GAINED RUSHING & PASSING

Most Plays, Season

- 1090 1985
- 1072 1978
- 1050 2002

Fewest Plays, Season

- 589 1982 (9 games)
- 869 1977
- 882 1976

Most Plays, Game

- 90 at San Diego 12/29/02 (OT)
- 85 vs. Kansas City 11/27/83 (OT)
- vs. Green Bay 11/27/06
- 84 vs. Kansas City 9/29/85
- vs. San Diego 11/22/87

Fewest Plays, Game

- 35 vs. L.A. Rams 11/4/79
- 41 vs. New England 12/4/88
- 42 vs. San Francisco 9/25/88
- vs. Washington 12/23/89

Most Net Yards Gained, Season

- 5,915 2005
- 5,818 2002
- 5,759 1997

Fewest Net Yards Gained, Season

- 2,594 1982 (9 games)
- 3,374 1992
- 4,065 1976

Most Net Yards Gained, Game

- 591 at San Diego 12/29/02 (OT)
- 559 vs. Buffalo 10/30/77
- 554 vs. Oakland 10/26/97

Fewest Net Yards Gained, Game

- 7 vs. L.A. Rams 11/4/79 (NFL record)
- 62 at Dallas 10/11/92
- 65 vs. New England 12/4/88

Most Consecutive Games, 500 or More Yards Gained

- 2 2002

Most Consecutive Games, 400 or More Yards Gained

- 4 1986
- 2 13 Times (Last: 2005)

Most Consecutive Games, 300 or More Yards Gained

- 9 1997
- 8 1996
- 7 1978-79

Most Games 500 Yards or More, Season

- 3 2002
- 2 1986
- 1 1977, 1979, 1983, 1997, 2004

Highest Average Gain, Season

- 5.80 2005 (1,020-5,915)
- 5.54 2002 (1,050-5,818)
- 5.53 2003 (1,017-5,627)

Lowest Average Gain, Season

- 3.57 1992 (945-3,374)
- 4.40 1982 (589-2,594 [9 games])
- 4.55 1989 (1,010-4,596)

RUSHING

ATTEMPTS**Most Rushing Attempts, Season**

- 561 1978
- 546 1983
- 519 2005

Fewest Rushing Attempts, Season

- 227 1982 (9 games)
- 374 1976
- 394 1991

Most Rushing Attempts, Game

- 57 vs. N.Y. Jets 9/11/83
- 56 vs. San Diego 9/18/83
- 54 vs. San Diego 11/22/87

Fewest Rushing Attempts, Game

- 7 vs. L.A. Raiders 11/17/91
- 9 vs. Washington 12/23/89
- 11 at Carolina 10/8/00

YARDS GAINED

Most Yards Gained Rushing, Season

- 2,457 2005
- 2,394 1978
- 2,300 1986

Fewest Yards Gained Rushing, Season

- 795 1982 (9 games)
- 1,392 1989
- 1,408 1999

Most Yards Gained Rushing, Game

- 320 vs. Houston 10/16/05
- 319 vs. Oakland 11/11/01
- 298 vs. Denver 12/20/86

Fewest Yards Gained Rushing, Game

- 20 vs. New England 12/4/88
- 23 vs. L.A. Rams 11/4/79
- vs. L.A. Raiders 11/17/91
- 24 at Denver 12/27/98

AVERAGE GAIN**Highest Average Gain, Rushing, Season**

- 4.73 2005 (519-2,457)
- 4.57 1995 (477-2,178)
- 4.52 1996 (442-1,997)

Lowest Average Gain, Rushing, Season

- 3.32 1984 (495-1,645)
- 3.44 1989 (405-1,392)
- 3.45 1999 (408-1,408)

TOUCHDOWNS**Most Touchdowns, Rushing, Season**

- 29 2005
- 28 1978
- 24 1979

Fewest Touchdowns, Rushing, Season

- 4 1982 (9 games)
- 1992
- 5 1989
- 1999

Most Touchdowns, Rushing, Game

- 5 2005 vs. Houston 10/16/05
- 4 9Times (Last: vs. Arizona 9/25/05)

PASSING**ATTEMPTS****Most Passes Attempted, Season**

- 609 1997
- 587 2002
- 575 1985

Fewest Passes Attempted, Season

- 326 1982 (9 games)
- 387 1977
- 405 1987

Most Passes Attempted, Game

- 61 vs. Kansas City 9/29/85
- 55 at San Francisco 12/1/02
- 53 at San Diego 12/29/02 (OT)

Fewest Passes Attempted, Game

- 14 vs. Kansas City 12/11/77
- 15 vs. N.Y. Jets 9/11/83
- vs. Green Bay 11/15/87
- vs. Pittsburgh 12/6/87
- 16 3Times (Last: vs. Cincinnati 11/18/84)

Most Passes Attempted, Both Teams, Game

- 103 Seattle (53) at San Diego (50) 12/29/02 (OT)
- 90 Seattle (37) vs. N.Y. Giants (53) 11/27/05 (OT)
- 87 Seattle (33) vs. Washington (54) 9/20/98
- Seattle (24) at N.Y. Jets (63) 12/6/98

Fewest Passes Attempted, Both Teams, Game

- 30 Seattle (20) vs. New England (10) 12/4/88
- 33 Seattle (15) vs. Pittsburgh (18) 12/6/87
- 38 Seattle (23) vs. New England (15) 10/9/77

COMPLETIONS**Most Passes Completed, Season**

- 361 2002
- 359 1997
- 317 2003

Fewest Passes Completed, Season

- 175 1977
- 176 1982 (9 games)
- 229 1976

Most Passes Completed, Game

- 36 at San Diego 12/29/02 (OT)
- 33 vs. Atlanta 10/13/85
- 31 vs. Kansas City 9/27/81
- vs. Denver 11/20/83

Fewest Passes Completed, Game

- 2 vs. L.A. Rams 11/4/79
- 4 vs. L.A. Raiders 10/16/83
- 5 vs. New England 10/9/77
- vs. Houston 11/20/77
- at Oakland 12/22/96

Most Passes Completed, Both Teams, Game

- 64 Seattle (36) at San Diego (28) 12/29/02 (OT)
- 59 Seattle (17) at N.Y. Jets (42) 12/6/98
- 56 Seattle (22) vs. San Diego (34) 9/15/85

Fewest Passes Completed, Both Teams, Game

- 14 Seattle (5) vs. New England (9) 10/9/77
- Seattle (9) vs. New England (5) 12/4/88
- 17 Seattle (10) vs. Cleveland (7) 12/18/77

YARDS GAINED**Most Net Yards Gained, Passing, Season**

- 4,078 2002
- 3,959 1997
- 3,618 2003

Fewest Net Yards Gained, Passing, Season

- 1,778 1992
- 1,799 1982 (9 games)
- 2,328 1977



QB Brock Huard (1999-01)
Seahawks Broadcasting Analyst

Most Net Yards Gained, Passing, Game

428 at San Diego 12/29/02
 427 at San Francisco 12/1/02
 409 vs. Oakland 10/26/97

Fewest Net Yards, Gained Passing, Game

-30 vs. L.A. Rams 11/4/79
 2 vs. L.A. Raiders 10/16/83
 13 at Oakland 12/22/96

TIMES SACKED**Most Times Sacked, Season**

67 1992
 53 1985
 51 1980

Fewest Times Sacked, Season

21 1977
 23 1979
 27 2005

Most Times Sacked, Game

9 vs. Kansas City 11/11/90
 8 vs. Cleveland 9/12/82
 vs. Dallas 12/4/83
 vs. Denver 11/26/89
 at Denver 12/20/92

COMPLETION PERCENTAGE**Highest Completion Percentage, Season**

64.77 2005 (474-307)
 61.50 2002 (587-361)
 60.84 2003 (521-317)

Lowest Completion Percentage, Season

45.22 1977 (387-175)
 47.71 1976 (480-229)
 48.32 1992 (476-230)

TOUCHDOWNS**Most Touchdowns, Passing, Season**

32 1984
 31 1987
 28 1985

Fewest Touchdowns, Passing, Season

9 1982 (9 games)
 1992
 13 1976, 1993, 1994

Most Touchdowns, Passing, Game

5 vs. Detroit 12/2/84
 vs. San Diego 9/15/85
 vs. L.A. Raiders 11/28/88
 vs. Oakland 10/26/97
 at Baltimore 11/23/03 (OT)
 vs. N.Y. Giants 9/24/06

Most Touchdowns, Passing, Both Teams, Game

10 Seattle (5) vs. San Diego (5) 9/15/85
 9 Seattle (5) at Baltimore (4) 11/23/03 (OT)
 8 Seattle (5) vs. N.Y. Giants (3) 9/24/06

PASSES HAD INTERCEPTED**Most Passes Had Intercepted, Season**

32 1977
 30 1976
 26 1984, 1991

Fewest Passes Had Intercepted, Season

9 1994
 10 2005
 12 2001

Most Passes Had Intercepted, Game

6 vs. Detroit 10/24/76
 vs. Kansas City 12/9/84
 5 3 Times (Last: vs. Tampa Bay 11/28/99)

PUNTING**Most Punts, Season**

108 1992
 95 1984
 91 1985, 1993, 1994

Fewest Punts, Season

49 1982 (9 games)
 61 1987, 2002
 64 1977

Most Punts, Game

12 vs. Denver 11/28/93
 11 3 Times (Last: vs. Philadelphia 12/13/92 [OT])

Fewest Punts, Game

1 12 Times (Last: vs. Houston 10/16/05)

AVERAGE YARDAGE**Highest Average Distance, Punting, Season**

45.00 1995 (83-3,735)
 44.50 2006 (86-3,827)
 44.07 1992 (108-4,760)

Lowest Average Distance, Punting, Season

36.42 1978 (69-2,513)
 37.40 1976 (82-3,067)
 37.55 1984 (95-3,567)

HAD BLOCKED**Most Punts Had Blocked, Season**

3 1979
 2 1976, 1977, 1980, 1997, 2003, 2004

Most Punts Had Blocked, Game

2 vs. Kansas City 9/30/79
 1 18 Times (Last: vs. Atlanta 1/02/05)

Most Consecutive Punts Without A Block

612 1980-88
 521 1989-93
 254 1993-96, 1997-00

INSIDE THE 20**Most Punts Inside Opponents' 20-Yard Line, Season**

34 1999
 33 1994
 29 1992, 2003

Fewest Punts Inside Opponents' 20-Yard Line, Season

9 1982 (9 games)
 10 1977, 1986
 11 1979, 1991



WR Paul Johns (1981-84)

Most Punts Inside Opponents' 20-Yard Line, Game

- 6 vs. Minnesota 11/10/96
vs. Kansas City 12/26/99
at N.Y. Giants 12/23/01
- 5 vs. New England 12/18/83
vs. Denver 11/30/92 (OT)
at Washington 9/4/94
vs. New Orleans 9/7/03

PUNT RETURNS

Most Punt Returns, Season

- 53 1985
- 49 2006
- 44 1984

Fewest Punt Returns, Season

- 21 1982 (9 games)
- 25 2002
- 30 1989, 1999, 2000, 2004

Most Punt Returns, Game

- 7 vs. Tampa Bay 10/17/76
vs. N.Y. Jets 11/13/77
- 6 6 Times (Last: vs. Denver 10/11/98)

Fewest Punt Returns, Game

- 0 45 Times (Last: vs. Indianapolis 12/24/05)

FAIR CATCHES

Most Fair Catches, Season

- 27 1992
- 26 2004
- 24 1999

Fewest Fair Catches, Season

- 4 1977
- 5 1978
- 6 3 Times (Last: 1983)

Most Fair Catches, Game

- 5 6 Times (Last: vs. Dallas 10/23/05)

YARDS GAINED

Most Yards, Punt Returns, Season

- 484 1984
- 483 1985
- 457 1986

Fewest Yards, Punt Returns, Season

- 177 2005
- 217 1977
- 228 1982 (9 games)

Most Yards, Punt Returns, Game

- 106 at Pittsburgh 9/26/99
- 105 vs. N.Y. Giants 11/5/95
- 103 vs. Philadelphia 11/23/86

Fewest Yards, Punt Returns, Game

- 3 at Washington 10/2/05 (OT)
vs. San Diego 9/21/97
- 2 vs. Washington 9/19/76
at N.Y. Giants 10/25/92
at Kansas City 9/15/96

AVERAGE YARDS RETURNING PUNTS

Highest Average, Punt Returns, Season

- 13.97 1999 (30-419)
- 12.80 2000 (30-384)
- 11.72 1986 (39-457)

Lowest Average, Punt Returns, Season

- 5.71 2005 (31-177)
- 6.65 1976 (37-246)
- 6.70 1997 (37-248)

TOUCHDOWNS RETURNING PUNTS

Most Touchdowns, Punt Returns, Season

- 2 1998
- 1 11 Times (Last: 2006)

Most Touchdowns, Punt Returns, Game

- 1 13 Times (Last: vs. St. Louis 11/12/06)

KICKOFF RETURNS

Most Kickoff Returns, Season

- 80 2000
- 79 1976
- 76 1997

Fewest Kickoff Returns, Season

- 29 1982 (9 games)
- 50 1990, 1992, 1993

Most Kickoff Returns, Game

- 9 vs. New Orleans 11/21/76
vs. Kansas City 11/27/83 (OT)
- 8 13 Times (Last: vs. Indianapolis 10/15/00)

Fewest Kickoff Returns, Game

- 0 5 Times (Last: vs. Oakland 11/6/06)

YARDS GAINED

Most Yards, Kickoff Returns, Season

- 1,932 2000
- 1,620 1995
- 1,605 1976

Fewest Yards, Kickoff Returns, Season

- 544 1982 (9 games)
- 885 1992
- 931 1993

Most Yards, Kickoff Returns, Game

- 268 vs. Indianapolis 10/15/00
- 251 vs. New Orleans 11/21/76
- 231 at St. Louis 10/20/02

Fewest Yards, Kickoff Returns, Game

0 5Times (Last: vs. Oakland 11/6/06)

AVERAGE YARDAGE**Highest Average, Kickoff Returns, Season**

24.15 2000 (80-1,932)

23.59 1998 (64-1,510)

22.75 1999 (68-1,547)

Lowest Average, Kickoff Returns, Season

17.70 1992 (50-885)

18.52 1981 (69-1,278)

18.62 1993 (50-931)

TOUCHDOWNS**Most Touchdowns, Kickoff Returns, Season**

1 6Times (Last: 2002)

Most Touchdowns, Kickoff Returns, Game

1 at St. Louis 11/13/83

vs. Kansas City 10/8/89

at San Diego 10/30/94

vs. Washington 9/20/98

vs. Buffalo 12/23/00

at St. Louis 10/20/02

FUMBLES**Most Fumbles, Season**

43 1989

41 1981

38 1980

Fewest Fumbles, Season

18 2005

19 2004

21 1982 (9 games), 2006

Most Fumbles, Game

8 vs. Kansas City 11/5/89

at Arizona 10/29/95 (OT)

7 vs. Denver 11/20/83

FUMBLES LOST**Most Fumbles Lost, Season**

23 1981

20 1983

19 1978, 1994

Fewest Fumbles Lost, Season

7 2005

9 1995, 2001, 2004

11 1982 (9 games)

1997

Most Fumbles Lost, Game

5 vs. Green Bay 10/15/78

vs. Denver 12/13/81

4 6Times (Last: vs. Oakland 11/1/98)

FUMBLES RECOVERED**Most Fumbles Rec., Season, Own and Opponents**

44 1983 (16 own, 28 opp)

41 1981 (14 own, 27 opp)

37 1987, 1989

Fewest Fumbles Rec., Season, Own & Opponents

17 1999

18 1982 (9 games)

19 1995

Most Fumbles Rec., Game, Own & Opponents

8 vs. Cleveland 12/20/81 (1 own, 7 opp)

7 vs. Chicago 12/20/87 (4 own, 3 opp)

vs. San Diego 11/25/90 (4 own, 3 opp)

Most Own Fumbles Recovered, Season

24 1989

22 1980

17 1992

Fewest Own Fumbles Recovered, Season

8 1984, 2003, 2004

9 1976, 1979, 1991, 2005, 2006

Most Opponents Fumbles Recovered, Season

28 1983

27 1981

25 1984

Fewest Opponents Fumbles Recovered, Season

6 1989

8 1982

9 1995

Most Opponents Fumbles Recovered, Game


7 vs. Cleveland 12/20/81

6 at Oakland 12/22/96

5 vs. L.A. Raiders 10/16/83

vs. Cleveland 11/14/93

vs. Kansas City 10/4/98

**LB Dave Wyman (1987-92)****Seahawks Broadcasting Analyst**

TOUCHDOWNS

Most TDs, Opponent Fumbles Recovered, Season

- 3 1997
- 2 7 Times (Last: 2003)

Most TDs, Fumbles Recovered, Game, Own and Opponents

- 2 4 Times (Last: at New York Giants 12/23/01 [Seattle-1, NY-1])
- 1 Many Times

TURNOVERS

(Number of times losing the ball on interceptions and fumbles)

Most Turnovers, Season

- 48 1976 (30 ints, 18 fums)
- 46 1977 (32 ints, 14 fums)
- 43 1991 (26 ints, 17 fums)

Fewest Turnovers, Season

- 17 2005 (10 ints, 7 fums)
- 21 2001 (12 ints, 9 fums)
- 24 1982 (13 ints, 11 fums) (9 games)

Most Turnovers, Game

- 8 vs. Detroit 10/24/76 (6 ints, 2 fums)
- vs. Denver 11/20/83 (4 ints, 4 fums)
- 7 4 Times (Last: at Arizona 10/29/95 [OT] [4 ints, 3 fums])

Most Turnovers, Both Teams, Game

- 14 Seattle (4) vs. Cleveland (10) 12/20/81
- 11 Seattle (7) vs. Kansas City (4) 9/29/85
- Seattle (8) at Arizona (3) 10/29/95 (OT)
- Seattle (3) vs. San Diego (8) 12/13/98

Fewest Turnovers, Both Teams, Game

- 0 Seattle (0) vs. L.A. Raiders (0) 12/18/94
- Seattle (0) at San Diego (0) 10/25/98
- Seattle (0) at Kansas City (0) 11/25/01
- Seattle (0) vs. Pittsburgh (0) 11/2/03
- Seattle (0) at Tennessee (0) 12/18/05
- Seattle (0) vs. Oakland (0) 11/6/06
- Seattle (0) vs. San Francisco (0) 12/14/06

PENALTIES

Fewest Penalties, Season

- 59 1982 (9 games)
- 66 2001
- 76 1977

Most Penalties, Season

- 128 1984
- 117 1998
- 114 1994

Fewest Penalties, Game

- 0 vs. Pittsburgh 12/6/87
- vs. Dallas 12/16/01
- 1 7 Times (Last: vs. Atlanta 1/2/05)

Most Penalties, Game

- 17 vs. Green Bay 10/21/84
- 15 vs. Tampa Bay 10/17/76
- vs. San Diego 10/9/83

Fewest Penalties, Both Teams, Game

- 2 Seattle (1) vs. Oakland (1) 12/5/99
- 4 Seattle (2) at N.Y. Jets (2) 12/19/04
- 5 5 Times, (Last: Seattle (1) at Cleveland (4) 9/9/01)

Most Penalties, Both Teams, Game

- 35 Seattle (15) vs. Tampa Bay (20) 10/17/76
- 30 Seattle (13) vs. Kansas City (17) 11/8/98
- 28 Seattle (17) vs. Green Bay (11) 10/21/84

YARDS PENALIZED

Fewest Yards Penalized, Season

- 523 1982 (9 games)
- 579 2001
- 666 1977

Most Yards Penalized, Season

- 1,179 1984
- 918 1992
- 914 1998

Fewest Yards Penalized, Game

- 0 vs. Pittsburgh 12/6/87
- vs. Dallas 12/16/01
- 5 vs. Pittsburgh 9/27/98
- at Cleveland 9/9/01
- vs. Atlanta 1/2/05

Most Yards Penalized, Game

- 145 vs. Denver 12/8/79
- 141 at Oakland 11/15/98
- 134 vs. Denver 9/7/97

Fewest Yards Penalized, Both Teams, Game

- 19 Seattle (14) vs. Oakland (5) 12/5/99
- 26 Seattle (10) vs. St. Louis (16) 9/10/00
- 27 Seattle (20) vs. Kansas City (7) 12/1/91

Most Yards Penalized, Both Teams, Game

- 310 Seattle (120) vs. Tampa Bay (190) 10/17/76
- 273 Seattle (145) vs. Denver (128) 12/8/79
- 248 Seattle (96) vs. Kansas City (152) 11/8/98

TIME OF POSSESSION

Highest Average Time of Possession, Season

- 30:47 1990, 1997
- 30:46 1984

Lowest Average Time of Possession, Season

- 26:59 1981
- 27:05 1998
- 27:16 1977

Highest Time of Possession, Game

- 41:35 vs. San Diego 11/22/87
- 40:21 vs. Denver 10/22/89 (OT)
- 39:55 vs. Pittsburgh 10/20/91

Lowest Time of Possession, Game

- 14:28 vs. L.A. Rams 11/4/79
- 17:10 vs. San Francisco 9/25/88
- 17:45 at Kansas City 10/29/06

DEFENSIVE RECORDS

SCORING

Fewest Points Allowed, Season

147 1982 (9 games)
261 1991
271 2005

Most Points Allowed, Season

429 1976
408 1980
405 2000

Fewest Points Allowed, Game

0 13 Times (Last: vs. Oakland 11/6/06)

Most Points Allowed, Game

51 vs. New Orleans 11/21/76
vs. Dallas 11/27/80
48 vs. Kansas City 11/27/83 (OT)

Fewest Touchdowns Allowed, Season

18 1982 (9 games)
24 2005
25 1991

Most Touchdowns Allowed, Season

53 1976
48 1983
47 1980

Fewest Touchdowns Allowed, Game

0 43 Times (Last: vs. Oakland 11/6/06)

Most Touchdowns Allowed, Game

7 vs. Dallas 11/27/80
vs. Kansas City 11/27/83 (OT)
6 5 Times (Last: vs. Buffalo 12/23/00)

FIRST DOWNS

Fewest First Downs Allowed, Season

167 1982 (9 games)
247 1992
262 1991

Most First Downs Allowed, Season

371 1981
356 2002
351 1983

Fewest First Downs Allowed, Game

6 vs. San Diego 11/22/87
8 at N.Y. Jets 11/13/77
vs. San Francisco 12/11/05
9 vs. Pittsburgh 9/7/86
vs. Indianapolis 9/29/91
vs. Tampa Bay 11/28/99
vs. San Francisco 9/26/04

Most First Downs Allowed, Game

32 at San Diego 9/15/85
vs. Kansas City 11/24/02
31 at Chicago 12/20/87
at Denver 12/1/96
at N.Y. Jets 12/6/98
vs. Denver 12/27/98

Fewest First Downs Allowed, Rushing, Season

78 2005
86 1982 (9 games), 1990
90 1985

Most First Downs Allowed, Rushing, Season

175 1981
166 1976
153 1978

Fewest First Downs Allowed, Rushing, Game

0 at Green Bay 12/9/90
1 10 Times (Last: vs. San Francisco 9/26/04)

Most First Downs Allowed, Rushing, Game

19 vs. New Orleans 11/21/76
18 3 Times (Last: at Kansas City 11/22/81)

Fewest First Downs Allowed, Passing, Season

68 1982 (9 games)
125 1977
129 1992

Most First Downs Allowed, Passing, Season

197 1998
195 1983
194 2005

Fewest First Downs Allowed, Passing, Game

2 3 Times (Last: at Indianapolis 9/14/97)

Most First Downs Allowed, Passing, Game

27 at San Diego 9/15/85
21 at N.Y. Jets 12/6/98
20 5 Times (Last: at San Diego 12/30/01)

Fewest First Downs Allowed, Penalty, Season

12 1991
13 1982 (9 games)
15 2006

Most First Downs Allowed, Penalty, Season

33 1979
30 1996
29 1984, 1998

Most First Downs Allowed, Penalty, Game

7 at Kansas City 10/17/96
5 5 Times (Last: vs. Denver 10/14/01)

OFFENSIVE PLAYS

Fewest Opponents Plays Allowed, Season

600 1982 (9 games)
950 1990
954 1987

Most Opponents Plays Allowed, Season

1137 1998
1126 1981
1104 1999

Fewest Opponents Plays Allowed, Game

39 vs. San Diego 11/22/87
41 vs. Pittsburgh 10/20/91
43 vs. L.A. Raiders 9/16/90

Most Opponents Plays Allowed, Game

95 vs. L.A. Rams 11/4/79
vs. Philadelphia 12/13/92 (OT)
89 vs. Minnesota 9/29/02
88 vs. Denver 10/29/78 (OT)

Fewest Opp. Plays Allowed, Rushing, Season

337 1982 (9 games)
 413 1990
 420 2005

Most Opponents Plays Allowed, Rushing, Season

614 1976
 596 1977
 588 1981

Fewest Opponents Plays Allowed, Rushing, Game

10 vs. Green Bay 12/9/90
 12 vs. San Diego 11/22/87
 vs. Minnesota 11/10/96

Most Opponents Plays Allowed, Rushing, Game

63 vs. L.A. Rams 11/4/79
 61 vs. Cincinnati 10/11/87
 60 2 Times (Last: vs. Pittsburgh 10/23/83)

Fewest Opponents Plays Allowed, Passing, Season

263 1982 (9 games)
 367 1977
 394 1976

Most Opponents Plays Allowed, Passing, Season

650 1998
 633 1993
 621 2005

Fewest Opponents Attempts Allowed, Passing, Game

9 at N.Y. Giants 10/25/92
 10 vs. New England 12/4/88
 11 vs. Cincinnati 10/11/87

Most Opponents Attempts Allowed, Passing, Game

63 at NY Jets 12/6/98
 55 at Houston 11/7/93
 54 vs. Washington 9/20/98



C Robbie Tobeck (2000-06)
Seahawks Broadcasting Analyst

**NET YARDS ALLOWED
RUSHING & PASSING****Fewest Yards Allowed, Season**

2794 1982 (9 games)
 4583 1992
 4609 1990

Most Yards Allowed, Season

6,391 2000
 6,029 1983
 5,940 1981

Fewest Yards Allowed, Game

113 vs. San Francisco 12/11/05
 118 at Indianapolis 9/14/97
 120 vs. Cleveland 9/3/84

Most Net Yards Allowed, Game

580 vs. San Francisco 9/25/88
 579 vs. Buffalo 12/23/00
 557 vs. San Diego 9/15/85

RUSHING**Fewest Yards Allowed, Rushing, Season**

1,461 1982 (9 games)
 1,510 2005
 1,605 1990

Most Yards Allowed Rushing, Season

2,876 1976
 2,806 1981
 2,513 1978

Fewest Yards Allowed, Rushing, Game

13 vs. Green Bay 12/9/90
 15 vs. Minnesota 11/10/96
 17 vs. San Diego 11/22/87
 vs. St. Louis 12/22/02

Most Yards Allowed, Rushing, Game

356 vs. L.A. Raiders 11/30/87
 303 vs. L.A. Rams 11/4/79
 301 vs. Denver 11/26/00

Fewest Touchdowns Allowed, Rushing, Season

4 1991
 5 2005
 7 1990

Most Touchdowns Allowed, Rushing, Season

23 1979
 21 1977
 20 1976, 1978, 1981, 2000

Most Touchdowns Allowed, Rushing, Game

4 4 Times (Last: vs. Buffalo 11/28/04)

PASSING**Fewest Net Yards Allowed, Passing, Season**

1,333 1982 (9 games)
 2,333 1977
 2,524 1976

Most Net Yards Allowed, Passing, Season

3,937 2000
 3,831 1983
 3,690 1998

Fewest Net Yards Allowed, Passing, Game

12 at Philadelphia 9/6/98
 15 vs. Kansas City 9/30/79
 23 at Indianapolis 9/4/97

Most Net Yards Allowed, Passing, Game

- 494 vs. San Diego 9/15/85
- 427 vs. N.Y. Jets 11/2/86
- 418 at N.Y. Jets 12/6/98

Fewest Touchdowns Allowed, Passing, Season

- 4 1982 (9 games)
- 11 1992
- 15 1994

Most Touchdowns Allowed, Passing, Season

- 33 1983
- 28 1980
- 27 1976

Most Touchdowns Allowed, Passing, Game

- 5 vs. San Diego 9/15/85
- vs. San Francisco 9/25/88
- vs. N.Y. Jets 8/31/97
- 4 13 Times (Last: at Balt 11/23/03) (OT)

SACKS**Most Sacks, Season**

- 61 1985
- 55 1984
- 53 1998

Fewest Sacks, Season

- 17 1982 (9 games)
- 18 1977
- 25 1978

Most Sacks, Game

- 11 vs. L.A. Raiders 12/8/86
- 10 vs. Philadelphia 12/13/92 (OT)
- 9 4 Times (Last: vs. Oakland 11/6/06)

Most Opp. Yards Lost Attempting to Pass, Season

- 464 1985
- 398 1984
- 351 1983

Fewest Opp. Yards Lost Attempting to Pass, Season

- 131 1977
- 135 1982 (9 games)
- 152 2000

Most Opp. Yards Lost Attempting to Pass, Game

- 89 vs. Philadelphia 12/13/92 (OT)
- 68 vs. L.A. Raiders 12/8/86
- 65 vs. L.A. Raiders 10/16/83

INTERCEPTIONS**Most Seasons Leading League**

- 1 1984, 1999

Most Passes Intercepted By, Season

- 38 1984
- 30 1999
- 26 1983

Fewest Passes Intercepted By, Season

- 9 1989
- 12 1990, 2006
- 13 1982 (9 games), 1997

Most Passes Intercepted By, Game

- 7 vs. San Diego 12/13/98
- 6 vs. Kansas City 11/4/84
- 5 vs. Houston 10/5/80
- at Pittsburgh 12/6/92
- at Pittsburgh 9/26/99

Most Consecutive Games, One or More Interceptions By

- 17 1983-84
- 12 2002-03
- 11 1993

Most Yards, Returning Interceptions, Season

- 697 1984 (3rd in NFL history)
- 455 1998
- 397 1981

Fewest Yards Returning Interceptions, Season

- 57 1989
- 95 1980
- 124 2006

Most Yards Returning Interceptions, Game

- 325 vs. Kansas City 11/4/84 (NFL record)
- 148 at Philadelphia 12/5/05
- 125 vs. Cleveland 12/20/81

Most TDs Returning Interceptions, Season

- 8 1998 (2nd in NFL history)
- 7 1984 (3rd in NFL history)
- 3 1981, 1985, 2000, 2004

Most Touchdowns Returning Interceptions, Game

- 4 vs. Kansas City 11/4/84 (NFL record)
- 2 vs. Chicago 9/23/84
- vs. Arizona 9/13/98
- at Philadelphia 12/5/05
- 1 42 Times (Last: at Denver 12/3/06)

Most TDs Returning Interceptions, Both Teams, Game

- 4 Seattle (4) vs. Kansas City (0) 11/4/84 (NFL record)
- 2 8 Times
- (Last: Seattle [2] at Philadelphia [0] 12/5/05)

PUNTING**Fewest Opponent Punts, Season**

- 50 1982 (9 games)
- 54 1977
- 55 1981

Most Opponent Punts, Season

- 97 1985
- 96 1992
- 88 2006

Fewest Opponent Punts, Game

- 0 at Oakland 12/16/79
- vs. Oakland 12/5/99
- at N.Y. Jets 12/19/04
- 1 21 Times (Last: at Kansas City 10/29/06)

Most Opponent Punts, Game

- 11 at Denver 10/25/85 (OT)
- vs. Denver 11/30/92 (OT)
- 10 2 Times (Last: vs. Philadelphia 12/13/92 [OT])

AVERAGE YARDAGE**Highest Opponent Average, Punting, Season**

43.55 1998 (78-3,397)
 42.88 2006 (88-3,773)
 42.58 1995 (81-3,449)

Lowest Opponent Average, Punting, Season

35.96 1976 (65-2,275)
 35.96 1977 (54-1,942)
 37.37 1979 (70-2,616)

Highest Opponent Average, Punting, Game (Min. 3)

56.6 at Denver 11/25/84 (5-283)
 56.0 at Pittsburgh 9/26/99 (5-280)
 55.3 vs. Oakland 12/14/97 (3-166)

Lowest Opp. Average, Punting, Game (Min. 3)

17.3 vs. Buffalo 10/14/84 (4-69)
 24.0 vs. San Diego 9/4/78 (4-72)
 22.8 vs. N.Y. Jets 11/26/79 (4-91)

HAD BLOCKED**Most Opponent Punts Blocked, Season**

4 1984, 1986
 2 1976, 1979, 1980, 1985

Most Opponent Punts Blocked, Game

2 vs. Buffalo 10/14/84
 at New England 9/21/86
 1 19Times (Last: Pittsburgh 11/2/03)

Most Consecutive Opponent Punts Without A Block

512 1994-00
 279 2003-current
 258 1987-91

INSIDE THE 20**Most Opponent Punts Inside the Opponents' 20, Season**

31 2004
 25 1994, 2001, 2005
 24 1995

Fewest Opp. Punts Inside Opponents' 20, Season

10 1976, 1977, 1982 (9 games)
 13 1987

Most Opp. Punts Inside Opponents' 20, Game

5 vs. Dallas 10/23/05
 4 14Times (Last: vs. Jacksonville 9/11/05)

PUNT RETURNS**Fewest Opponent Punt Returns, Season**

17 2002
 19 1982 (9 games)
 29 1990, 2003

Most Opponent Punt Returns, Season

56 1976, 1992
 52 1996

Fewest Yards Allowed, Punt Returns, Season

69 1982 (9 games)
 140 2003
 151 2000

Most Yards Allowed, Punt Returns, Season

640 1996
 549 1995

537 1976

Fewest Yards Allowed, Punt Returns, Game

-12 vs. L.A. Rams 10/23/88
 -5 at Green Bay 1/1/06
 -4 vs. Denver 11/30/92 (OT)

Most Yards Allowed, Punt Returns, Game

184 at Baltimore 12/7/97
 133 vs. Oakland 11/15/98
 110 at L.A. Raiders 12/12/93
 at Denver 12/19/99 (OT)

Seasons Leading League, Lowest Average Allowed, Punt Returns

1 1981, 1983, 1988, 2003

Lowest Average Allowed, Punt Returns, Season

3.63 1982 (19-69) (9 games)
 4.64 1981 (33-153) (Led NFL)
 4.72 2000 (32-151) (Led AFC)

Highest Average Allowed, Punt Returns, Season

12.31 1996 (52-640)
 12.18 1997 (38-463)
 11.88 2002 (17-202)

Longest Return Allowed, Game

91 vs. N.Y. Jets 11/9/87 (TD)
 89 at Baltimore 12/7/97 (TD)
 at San Francisco 12/1/02 (TD)
 86 vs. Kansas City 11/22/92 (TD)
 vs. Denver 10/14/01 (TD)

Most Touchdowns Allowed, Punt Returns, Season

2 1990, 1997
 1 10Times (Last: 2002)

Most Touchdowns Allowed, Punt Returns, Game

2 at Baltimore 12/7/97
 1 12Times (Last: at San Francisco 12/1/02)

KICKOFF RETURNS**Fewest Opponent Kickoff Returns, Season**

24 1982 (9 games)
 36 1992
 44 1989

Most Opponent Kickoff Returns, Season

82 2005
 81 1999
 79 2003

Fewest Opponent Kickoff Returns, Game

0 7Times (Last: vs. Denver 11/28/93)

Most Opponent Kickoff Returns, Game

10 vs. Kansas City 9/20/87
 vs. Oakland 10/26/97
 9 4Times (Last: vs. Minnesota 9/29/02)

Fewest Yards Allowed, Kickoff Returns, Season

361 1982 (9 games)
 685 1992
 814 1989

Most Yards Allowed, Kickoff Returns, Season

1,802 2005
1,779 1997
1,677 2004

Fewest Yards Allowed, Kickoff Returns, Game

0 8 Times (Last: vs. N.Y. Jets 8/31/97)

Most Yards Allowed, Kickoff Returns, Game

230 vs. Kansas City 9/20/87
223 vs. Oakland 10/26/97
220 vs. Oakland 11/11/01

Most Seasons Leading League, Lowest Average Allowed, Kickoff Returns

1 1982, 1983

Lowest Average Allowed, Kickoff Returns, Season

15.04 1982 (24-361) (Led NFL) (9 games)
16.14 1983 (59-952) (Led NFL)
16.66 1984 (67-1,116)

Highest Average Allowed, Kickoff Returns, Season

24.80 1977 (50-1,240)
24.57 2006 (61-1,499)
23.84 1995 (70-1,669)

Longest Return Allowed, Game

99 vs. Kansas City 9/3/95 (TD)
99 at St. Louis 10/9/05 (TD)
95 vs. Green Bay 11/15/78 (TD)
vs. L.A. Raiders 11/28/88
at Detroit 10/17/93 (TD)
vs. Arizona 9/15/02 (TD)

Most TDs Allowed, Kickoff Returns, Season

2 1995, 2002
1 1978, 1987, 1993, 1997, 2001, 2005

Most TDs Allowed, Kickoff Returns, Game

1 10 Times (Last: at St. Louis 10/9/05)

FUMBLES

Fewest Opponent Fumbles, Season

17 1995, 1999
18 1982 (9 games)
20 1977

Most Opponent Fumbles, Season

47 1984
44 1983
43 1981

Most Opponent Fumbles, Game

9 vs. Cleveland 12/20/81
at Oakland 12/22/96
7 4 Times (Last: vs. Miami 10/6/96)

TAKEAWAYS

(Number of times taking ball from opponent on interceptions and fumbles)

Most Seasons Leading League in Most Takeaways

1 1984

Fewest Opponent Turnovers, Season

21 1982 (13 ints, 8 fums) (9 games)
22 1989 (9 ints, 13 fums)
25 1995 (16 ints, 9 fums)

Most Opponent Turnovers, Season

63 1984 (38 ints, 25 fums) (2nd in NFL history)
54 1983 (26 ints, 28 fums)
48 1981 (21 ints, 27 fums)

Most Opponent Turnovers, Game

10 vs. Cleveland 12/20/81 (3 ints, 7 fums)
8 3 Times (Last: vs. San Diego 12/13/98 [7 int, 2 fums])

TIME OF POSSESSION

Lowest Average Time of Possession Allowed, Season

29:13 1990, 1997
29:14 1984

Highest Average Time of Possession Allowed, Season


33:01 1981
32:55 1998
32:44 1977

Least Time of Possession Allowed, Game

18:25 vs. San Diego 11/22/87
20:05 vs. Pittsburgh 10/20/91
20:50 vs. Oakland 11/17/80

Most Time of Possession Allowed, Game

46:47 vs. Philadelphia 12/13/92 (OT)
45:32 vs. L.A. Rams 11/4/79
43:29 vs. Denver 10/29/78 (OT)



QB Sam Adkins (1977-82)
Seahawks Broadcasting Analyst

OPPONENT RECORDS

SCORING

POINTS

Most Points, Game

- 24 Terrell Middleton, at Green Bay (Milwaukee), 10/15/78 (4TDs)
- Roy Green, at St. Louis 11/13/83 (4TDs)
- Marshall Faulk, at St. Louis 10/20/02 (4TDs)
- Marcus Robinson, at Baltimore 11/23/03 (4TDs)
- Willis McGahee, vs. Buffalo 11/28/04 (4TDs)
- 20 Joe Danelo, vs. N.Y. Giants 10/18/81 (6 FGs, 2 PATs)

TOUCHDOWNS

Most Touchdowns, Game

- 4 Terrell Middleton, at Green Bay (Milwaukee), 10/15/78 (4-R)
- Roy Green, at St. Louis 11/13/83 (4-P)
- Marshall Faulk, at St. Louis 10/20/02
- Marcus Robinson, at Baltimore 11/23/03 (4-P)
- Willis McGahee, vs. Buffalo 11/28/04 (4-R)
- 3 16 Times (Last: Larry Johnson, at Kansas City 10/29/06 [3-R])

POINTS AFTER TOUCHDOWN

Most Points After Touchdown Attempted, Game

- 7 Rafael Septien, at Dallas 11/27/80
- 6 6 Times (Last: Steve Christie, vs. Buffalo 12/23/00)

Most Points After Touchdown, Game

- 7 Rafael Septien, at Dallas 11/27/80 (7 attempts)
- 6 6 Times (Last: Steve Christie, vs. Buffalo 12/23/00 [6 attempts])

Most Points After Touchdown, No Misses, Game

- 7 Rafael Septien, at Dallas 11/27/80
- 6 5 Times (Last: Steve Christie, vs. Buffalo 12/23/00)

FIELD GOALS

Most Field Goals Attempted, Game

- 6 Joe Danelo, vs. N.Y. Giants 10/18/81
- John Carney, at San Diego 9/5/93
- Doug Pelfrey, vs. Cincinnati 11/6/94 (OT)

Most Field Goals, Game

- 6 Joe Danelo, vs. N.Y. Giants 10/18/81
- John Carney, at San Diego 9/5/93
- Doug Pelfrey, vs. Cincinnati 11/6/94 (OT)

Most Field Goals, One Quarter

- 3 Rich Karlis, at Denver 11/20/83 (4th)
- Al Del Greco, at Houston 11/7/93 (2nd)
- John Carney, vs. SD 9/21/97 (2nd)

Longest Field Goal

- 57 Nick Lowery, at Kansas City 9/14/80
- Steve Cox, at Washington 9/28/86
- 55 5 Times (Last: Neil Rackers, vs. Arizona 10/24/04)

Longest Field Goal Attempted

- 66 Jason Elam, at Denver 12/10/95
- 64 Jason Elam, at Denver 12/19/99
- 61 Ali Haji-Sheikh, at N.Y. Giants 12/11/83
- Michael Husted, vs. Oakland 10/3/99

Most Field Goals, No Misses, Game

- 6 Joe Danelo, vs. N.Y. Giants 10/18/81
- John Carney, at San Diego 9/5/93
- Doug Pelfrey, vs. Cincinnati 11/6/94 (OT)

Most Field Goals, 50 or More Yards, Game

- 3 Neil Rackers, at Arizona 10/24/04
- 2 By 6 Players (Last: Neil Rackers, vs. Arizona 9/25/05)

SAFETIES

Most Safeties, Game

- 1 25 Times (Last: Team, vs. Detroit 9/12/99)

RUSHING

ATTEMPTS

Most Attempts, Game

- 39 Earl Campbell, at Houston 10/11/81
- Larry Johnson, at Kansas City 10/29/06
- 38 Edgerrin James, vs. Indianapolis 10/15/00
- 37 Christian Okoye, at Kansas City 11/5/89

YARDS GAINED

Most Yards Gained, Game

- 221 Bo Jackson, vs. L.A. Raiders 11/30/87
- 219 Edgerrin James, vs. Indianapolis 10/15/00
- 212 Frank Gore, at San Francisco 11/19/06

Most Games, 2 or More Players with 100 or More Yards Rushing

- 1 Jim Otis (140) and Terry Metcalf (113), vs. St. Louis 9/12/76
- Tom Sullivan (121) and Mike Hogan (104), at Philadelphia 12/12/76

Longest Run From Scrimmage

- 95 Chester Taylory, vs. Minnesota 10/22/06 (TD)
- 91 Bo Jackson, vs. L.A. Raiders 11/30/87 (TD)
- 84 Ted McKnight, vs. Kansas City 9/30/79 (TD)

AVERAGE GAIN

Highest Average Gain, Game (10 or More Attempts)

- 12.28 Bo Jackson, vs. L.A. Raiders 11/30/87 (18-221)
- 12.25 Ted McKnight, vs. Kansas City 9/30/79 (12-147)

- 11.00 Tony Reed, at Kansas City 12/17/78
(11-121)

TOUCHDOWNS

Most Touchdowns, Game

- 4 Terrell Middleton, at Green Bay
(Milwaukee), 10/15/78
Willis McGahee, vs. Buffalo 11/28/04
3 8 Times (Last: Larry Johnson, at
Kansas City 10/29/06)

PASSING

ATTEMPTS

Most Passes Attempted, Game

- 63 Vinny Testaverde, at N.Y. Jets 12/6/98
55 Warren Moon, at Houston 11/7/93
54 Trent Green, vs. Washington 9/20/98

COMPLETIONS

Most Passes Completed, Game

- 42 Vinny Testaverde, at N.Y. Jets 12/6/98
36 Warren Moon, at Houston 11/7/93
35 Kurt Warner, vs. St. Louis 9/10/00

COMPLETION PERCENTAGE

Highest Completion %, Game (Min. 20 Attempts)

- 83.87 Fran Tarkenton, at Minnesota 11/14/76
(31-26)
81.25 Ken O'Brien, vs. N.Y. Jets 11/2/86 (32-26)
80.95 Pat Haden, vs. L.A. Rams 11/4/79 (21-17)

YARDS GAINED

Most Yards Gained, Game

- 440 Dan Fouts, at San Diego 9/15/85
432 John Elway, vs. Denver 12/20/85
431 By 2 Players (Last: Steve Beuerlein,
Phoenix 12/19/93 [OT])

Longest Pass Completion

- 99 Stan Humphries, to Tony Martin, San
Diego 9/18/94 (TD) (ties NFL record)
92 Marc Wilson, to Marcus Allen, at L.A.
Raiders 10/7/84
Eric Zeier, to Derrick Alexander, at
Baltimore 12/7/97

AVERAGE GAIN

Highest Average Gain, Game (20 Attempts)

- 14.64 Doug Flutie, vs. Buffalo 12/23/00
(25-366)
13.47 Ken O'Brien, vs. N.Y. Jets 11/2/86
(32-431)
12.42 Gary Hogeboom, vs. Phoenix 9/17/89
(24-298)

TOUCHDOWNS

Most Touchdown Passes, Game

- 5 Neil O'Donnell, vs. N.Y. Jets 8/31/97
4 13 Times (Last: Anthony Wright, at
Baltimore 11/23/03)

HAD INTERCEPTED

Most Passes Had Intercepted, Game

- 5 Ken Stabler, at Houston 10/5/80
Craig Whelihan, vs. San Diego 12/13/98
4 13 Times (Last: Brett Favre, at Green
Bay 11/1/99)

MOST ATTEMPTS, NO INTERCEPTIONS, GAME

- 52 Ryan Leaf, vs. San Diego 10/25/98
47 Kerry Collins, at N.Y. Giants 12/23/01
45 Tony Eason, at New England 9/21/86

RECEIVING

Most Pass Receptions, Game

- 13 Wes Chandler, at San Diego 9/15/85
Tony Martin, at San Diego 9/10/95
12 Gary Clark, vs. Phoenix 12/19/93 (OT)

YARDS GAINED

Most Yards Gained, Game

- 243 Wes Chandler, at San Diego 9/15/85
195 Al Toon, vs. N.Y. Jets 11/2/86
173 Marcus Allen, at L.A. Raiders 10/7/84

Longest Pass Reception

- 99 Tony Martin, from Stan Humphries,
vs. San Diego 9/18/94 (TD) (ties NFL
record)
92 Marcus Allen, from Marc Wilson, at
L.A. Raiders 10/7/84
Derrick Alexander, from Eric Zeier, at
Baltimore 12/7/97

Games, 2 or More Players with 100 or More Yards Receiving

- 12 Times (Last: Jeremy Shockey (127) and
Plaxico Burress (109), vs. N.Y. Giants
11/27/05)

AVERAGE PER RECEPTION

Highest Average Per Reception, Game (5 Receptions)

- 32.40 James Lofton, at Green Bay
(Milwaukee), 10/21/84 (5-162)
30.60 Derrick Alexander, vs. Kansas City
10/2/00 (5-153)
28.60 Tim Brown, vs. Oakland 10/8/95 (5-143)

TOUCHDOWNS

Most Touchdowns, Game

- 4 Roy Green, at St. Louis 11/13/83
Marcus Robinson, at Baltimore
11/23/03
3 6 Times (Last: Torry Holt, at St. Louis
10/15/06)

INTERCEPTIONS

Most Interceptions By, Game

- 4 Deron Cherry, at Kansas City 9/29/85
(ties NFL record)
3 Tony Greene, vs. Buffalo 10/30/77
Steve Wilson, at Denver 11/20/83

YARDS RETURNED

Most Yards Returned, Game

- 115 Fred Marion, vs. New England 11/17/85
102 Gary Barbaro, at Kansas City 12/11/77
93 Levi Johnson, vs. Detroit 10/24/76

Longest Return

- 102 Gary Barbaro, at Kansas City 12/11/77 (TD) (T3rd in NFL history)
- 83 Fred Marion, vs. New England 11/17/85
- 82 Carlton Williamson, at San Francisco 11/25/85

TOUCHDOWNS**Most Touchdowns, Game**

- 1 44 Times (Last: R. McQuarters, vs. N.Y. Giants 9/24/06)

PUNTING**Most Punts, Game**

- 11 Chris Norman, at Denver 10/20/85 (OT)
- Ruben Rodriguez, vs. Denver 11/30/92 (OT)
- 10 4 Times (Last: Jon Ryan, vs. Green Bay 11/27/06)

Longest Punt

- 69 Shane Lechler, at Oakland 10/22/00
- 68 Josh Miller, at Pittsburgh 9/26/99
- 67 David Lee, Baltimore 11/12/78
- Brian Hansen, at New England 10/7/90
- Michael Koenen, vs. Atlanta 9/18/05

AVERAGE YARDAGE**Highest Avg. Punting, Game (Min. 4 Punts)**

- 56.60 Chris Norman, vs. Denver 11/25/84 (5-283)
- 56.00 Josh Miller, vs. Pittsburgh 9/26/99 (5-280)
- 54.00 Scott Player, at Arizona 9/14/03 (4-216)

INSIDE THE 20**Most Punts Inside the 20, Game**

- 5 Mat McBriar, vs. Dallas 10/23/05
- 4 14 Times (Last: Chris Hanson at Jacksonville 9/11/05)

TOUCHBACKS**Most Touchbacks, Game**

- 3 5 Times (Last: Shane Lechler, vs. Oakland 11/6/06)
- 2 21 Times (Last: Michael Koenen, vs. Atlanta 9/18/05)

HAD BLOCKED**Most Punts Had Blocked, Game**

- 2 John Kidd, vs. Buffalo 10/14/84
- Rich Camarillo, at New England 9/21/86
- 1 19 Times (Last: Josh Miller, Pittsburgh 11/02/03)

PUNT RETURNS**Most Punt Returns, Game**

- 8 Vai Sikahema, vs. Philadelphia 12/13/92
- 7 Rolland Lawrence, vs. Atlanta 11/7/76
- Pete Shaw, at N.Y. Giants 12/11/83
- Brian Mitchell, vs. Philadelphia 9/23/01
- Reno Mahe, at Philadelphia 12/5/05

FAIR CATCHES**Most Fair Catches, Game**

- 6 Greg Pruitt, at L.A. Raiders 10/7/84
- 5 Greg Pruitt, vs. L.A. Raiders 11/12/84
- Emile Harry, at Kansas City 11/9/86

YARDS GAINED**Most Yards Gained, Game**

- 184 Jermaine Lewis, at Baltimore 12/7/97
- 133 Desmond Howard, at Oakland 11/15/98
- 110 Tim Brown, at L.A. Raiders 12/12/93
- Tim Watson, at Denver 12/19/99 (OT)

Longest Punt Return

- 91 JoJo Townsell, vs. N.Y. Jets 11/9/87 (TD)
- 89 Jermaine Lewis, at Baltimore 12/7/97 (TD)
- Jimmy Williams, at San Francisco 12/1/02 (TD)
- 86 Dale Carter, vs. Kansas City 11/22/92 (TD)
- Deltha O'Neal, vs. Denver 10/14/01 (TD)

AVERAGE YARDAGE**Highest Average, Game (Minimum 3 Returns)**

- 36.80 Jermaine Lewis, at Baltimore 12/7/97 (5-184)
- 32.67 David Meggett, at N.Y. Giants 11/19/89 (3-98)
- 31.67 JoJo Townsell, at N.Y. Jets 11/9/87 (3-95)

TOUCHDOWNS

- 2 Jermaine Lewis, at Baltimore 12/7/97
- 1 12 Times (Last: Jimmy Williams, at San Francisco 12/1/02)

KICKOFF RETURNS**Most Kickoff Returns, Game**

- 10 Desmond Howard, vs. Oakland 10/26/97
- 9 Paul Palmer, at Kansas City 9/20/87
- 8 By 3 Players (Last: Andre Coleman, vs. San Diego 10/27/96)

YARDS GAINED**Most Yards Gained, Game**

- 223 Desmond Howard, vs. Oakland 10/26/97
- 221 Paul Palmer, at Kansas City 9/20/87
- 220 Terry Kirby, vs. Oakland 11/11/01

Longest Kickoff Return

- 99 Chris Johnson, at StL 10/9/05 (TD)
- Tamarick Vanover, vs. KC 9/3/95 (TD)
- 95 Steve Odom, at Green Bay (Milwaukee), 10/15/78 (TD)
- Tim Brown, L.A. Raiders 11/28/88
- Mel Gray, at Detroit 10/17/93 (TD)
- MarTay Jenkins, vs. Arizona 9/15/02 (TD)

HIGHEST YARDAGE**Highest Average, Game (Minimum 3 Returns)**

- 48.33 Byron Hanspard, vs. Atlanta 11/30/97 (3-145)
- 44.33 Paul Palmer, at Kansas City 12/27/87 (3-133)
- 40.25 MarTay Jenkins, vs. Arizona 9/15/02 (4-161)

TOUCHDOWNS

Most Touchdowns, Game

- 1 By 10 Players (Last: Chris Johnson, at St. Louis 10/9/05 [99 yards])

COMBINED KICK RETURNS

Most Combined Kick Returns, Game

- 11 By 4 Players (Last: Tamarick Vanover, vs. KC 12/26/99)
- 10 Rolland Lawrence, vs. Atlanta 11/7/76 (7-P, 3-K)
Glyn Milburn, at Denver 12/10/95 (5-P, 5-K)

YARDS GAINED

Most Yards Returned, Game

- 275 Jermaine Lewis, vs. Baltimore 12/7/97
- 228 Glyn Milburn, at Denver 12/10/95 (95-P, 133-K)
- 223 Desmond Howard, vs. Oakland 10/26/97 (223-K)

TOUCHDOWNS

Most Touchdowns, Game

- 2 Jermaine Lewis, at Baltimore 12/7/97
- 1 22 Times (Last: Chris Johnson, at St. Louis 10/9/05)

COMBINED NET YARDS GAINED

Yards Gained Via Rushing, Receiving, Interception Returns, Punt Returns, Kickoff Returns, and Fumble Returns

ATTEMPTS

Most Attempts, Game

- 42 Earl Campbell, at Houston 10/11/81
- 41 Larry Johnson, at Kansas City 10/29/06
- 39 Barry Foster, at Pittsburgh 12/6/92
Marshall Faulk, at St. Louis 10/20/02

YARDS GAINED

Most Yards Gained, Game

- 404 Glyn Milburn, at Denver 12/10/95 (NFL record)
- 308 Jermaine Lewis, vs. Baltimore 12/7/97
- 307 Priest Holmes, vs. KC 11/24/02

TACKLES

Most Tackles, Game

- 19 Randy Gradishar, vs. Denver 10/29/78
- 16 5 Times (Last: Dino Hackett, at Kansas City 9/20/87)

SACKS

Most Sacks, Game

- *7.0 Derrick Thomas, at Kansas City 11/11/90
- 4.0 By 3 Players (Last: Leslie O'Neal, vs. San Diego 10/22/95)

FORCED FUMBLES

Most Forced Fumbles, Game

- 2 17 Times (Last: Gerald McBurrows at Atlanta 12/15/02)

FUMBLES

Most Fumbles, Game

- 5 Dave Walter, vs. Cincinnati 10/11/87
- 4 3 Times (Last: Craig Erickson, vs. Miami 10/6/96)

Most Own Fumbles Recovered, Game

- 3 Craig Erickson, at Miami 10/6/96
- 2 15 Times (Last: Josh McCown, vs. Arizona 9/14/03)

Most Opponents' Fumbles Recovered, Game

- 2 9 Times (Last: Blaine Bishop, vs. Tennessee 10/5/97)

Longest Fumble Return

- 89 Victor Adeyanju, vs. St. Louis 11/12/06 (TD)
- 86 Derrick Thomas, vs. Kansas City 12/5/93 (TD)
- 75 Ray Bentley, vs. Cincinnati 9/6/92 (TD)

TOUCHDOWNS

Most Touchdowns, Game (Opponents' Recovered)

- 1 25 Times (Last: 29 yards, Abdul Hodge, vs. Green Bay 11/27/06)

BLOCKED KICKS

Most Blocked Punts, Game

- 1 16 Times (Last: Andre King, vs. Cleveland 11/30/03)

Most Blocked Field Goals, Game

- 1 15 Times (Last: Calvin Pace, vs. Arizona 9/17/06)

Most Blocked PATs, Game

- 1 8 Times (Last: A. Smith, at Arizona 11/6/05)

Most Blocked Kicks (Field Goals and PATs), Game

- 1 34 Times (Last: Calvin Pace, vs. Arizona 9/17/06)

Longest Return of Blocked Punt

- 23 Frank Duncan, vs. San Diego 9/7/80
- 0 6 Times (Last: Jessie Small, at Philadelphia 9/10/89)

Longest Return of Blocked Field Goal

- 58 Dave Waymer, vs. New Orleans 10/16/88 (TD)
- 0 8 Times (Last: Randy Starks, at Tennessee 12/18/05)

Touchdowns with Blocked Kick Recovery

- 1 Dave Waymer, New Orleans 10/16/88 (FG, 58 yds)
Albert Lewis, at Kansas City 1/2/94 (punt, 0 yds)

INDIVIDUAL POSTSEASON RECORDS

SERVICE

Most Games, Career

- 8 Chris Gray, 99, 2003-06
Mack Strong, 99, 2003-06
Walter Jones, 99, 2003-06
- 7 Edwin Bailey, 1983-84, 1987-88
Jeff Bryant, 1983-84, 1987-88
Greg Gaines, 1983-84, 1987-88
Jacob Green, 1983-84, 1987-88
Norm Johnson, 1983-84, 1987-88
Dave Krieg, 1983-84, 1987-88
Steve Largent, 1983-84, 1987-88
Joe Nash, 1983-84, 1987-88
Bruce Scholtz, 1983-84, 1987-88
Mike Tice, 1983-84, 1987-88
Shaun Alexander, 2003-06
Josh Brown, 2003-06
Bobby Engram, 2003-06
Matt Hasselbeck, 2003-06
Darrell Jackson, 2003-06
Jerramy Stevens, 2003-06

Most Starts, Career

- 8 Walter Jones, 1999, 2003-06
- 7 Edwin Bailey, 1983-84, 1987-88
Jeff Bryant, 1983-84, 1987-88
Jacob Green, 1983-84, 1987-88
Dave Krieg, 1983-84, 1987-88
Steve Largent, 1983-84, 1987-88
Joe Nash, 1983-84, 1987-88
Bruce Scholtz, 1983-84, 1987-88
Shuan Alexander, 2003-06
Chris Gray, 1999, 2004-06
Matt Hasselbeck, 2003-06

SCORING

POINTS

Most Points, Career

- 52 Josh Brown, 2003-06
(12 FG, 17 PAT) 7 games
- 42 Shaun Alexander, 2003-06 (7 TD) 7 games
- 38 Norm Johnson, 1983-84, 1987-88
(8 FG, 14 PAT) 7 games

Most Points, Game

- 18 Shaun Alexander, at Green Bay, 1/4/04
- 12 5 Times (Last: Shaun Alexander, at Chicago 1/14/07, OT)
- 10 Josh Brown vs Carolina, 1/22/06 (2 FG, 4 PAT)

TOUCHDOWNS

Most Touchdowns, Career

- 7 Shaun Alexander, 2003-06 (7-R)
- 4 Steve Largent, 1983-84, 1987-88 (4-P)
- Jerramy Stevens, 2003-06 (4-P)
- 3 Darrell Jackson, 2003-06 (3-P)

Most Touchdowns, Game

- 3 Shaun Alexander, at Green Bay 1/4/04 (3-R) (OT)
- 2 5 Times (Last: Shaun Alexander, at Chicago 1/14/07 [2R], OT)

Most Consecutive Games Scoring Touchdown

- 3 Darrell Jackson, 2003-05
Jerramy Stevens, 2005-2006
- 2 Steve Largent, 1984, 1987

POINTS AFTER TOUCHDOWN

Most Points After Touchdown, Career

- 16 Josh Brown, 2003-06, 7 games (16 att)
- 14 Norm Johnson, 1983-84, 1987-88, 7 games (15 att)
- 2 Todd Peterson, 1999 1 game (2 att)

Most Points After Touchdown, Game

- 4 Norm Johnson, vs. Den 12/24/83 (4 att)
- Josh Brown, vs. Carolina 1/22/06 (4 att)
- 3 Norm Johnson, at Miami 12/31/83 (3 att)
- Josh Brown, at Green Bay 1/4/04 (3 att) (OT)
- Josh Brown, at Chicago 1/14/07 3 att (OT)

FIELD GOALS

Most Field Goals Attempted, Career

- 15 Josh Brown, 2003-2006 (7 games)
- 10 Norm Johnson, 1983-84, 1987-88 (7 games)

Most Field Goals Attempted, Game

- 3 3 Times (Last: Josh Brown, vs. Pittsburgh 2/5/06)
- 2 6 Times (Last: Josh Brown, vs. Dallas 1/6/07)

Longest Field Goal Attempted (all successful unless otherwise noted)

- 54 Josh Brown, vs. Pittsburgh 2/5/06 (wr)
- 50 Todd Peterson, vs. Miami 1/9/00
- Josh Brown, vs. Pittsburgh 2/5/06 (wl)
- 48 Norm Johnson, at Miami 12/31/83 (blk)

Most Field Goals, Career

- 12 Josh Brown, 2003-06, 7 games (15 att)
- 8 Norm Johnson, 1983-84, 1987-88, 7 games (10 att)

Most Field Goals, Game

- 2 8 Times (Last: Josh Brown, vs. Dallas 1/6/07 (2 att))

Most Consecutive Field Goals

- 8 Josh Brown, 2003-2005
- 5 Norm Johnson, 1983-84
- 2 Norm Johnson, 1987

Longest Field Goal

- 50 Todd Peterson, vs. Miami 1/9/00
- 47 Josh Brown, vs. St. Louis 1/8/05
- 44 Norm Johnson, vs. L.A. Raiders 12/22/84

Highest Field Goal %, Career (min. 5 att.)

- 80.0 Norm Johnson, 1983-84, 1987-88, 7 games (8-10)
- 80.0 Josh Brown, 2003-06, 7 games (12-15)

SAFETIES

Most Safeties, Career
None

Most Safeties, Game
None

RUSHING**Most Attempts, Career**

- 145 Shaun Alexander, 2003-06, 7 games
- 71 Curt Warner, 1983, 1988 4 games
- 39 Dan Doornink, 1983-84, 5 games

Most Attempts, Game

- 34 Shaun Alexander, vs. Carolina 1/22/06
- 29 Curt Warner, at Miami 12/31/83
- Dan Doornink, vs. L.A. Raiders 12/22/84
- 26 Shaun Alexander, at Chicago 1/14/07 (OT)

YARDS GAINED**Most Yards Gained, Career**

- 498 Shaun Alexander, 2003-2006, 7 games
- 249 Curt Warner, 1983, 1988, 4 games
- 161 Dan Doornink, 1983-84, 5 games

Most Yards Gained, Game

- 132 Shaun Alexander, vs. Carolina 1/22/06
- 126 Dan Doornink, vs. L.A. Raiders 12/22/84
- 113 Curt Warner, at Miami 12/31/83

Most Games, 100 or More Yards Rushing, Career

- 2 Shaun Alexander, 2003-2006
- 1 Dan Doornink, 1983-84
- Curt Warner, 1983

Most Consecutive Games, 100 or More Yards Rushing

- 1 Dan Doornink, 1984
- Curt Warner, 1983
- Shaun Alexander, 2005, 2006

Longest Run From Scrimmage

- 32 Mack Strong, vs. Washington 1/14/06
- 21 Shaun Alexander, vs. Pittsburgh 2/5/06
- 20 Shaun Alexander, vs. Dallas 1/6/07

AVERAGE GAIN**Highest Average Gain, Career (Min. 30 Attempts)**

- 4.13 Dan Doornink, 1983-84, 5 games (39-161)
- 3.77 Shaun Alexander, 2003-06, 7 games (132-498)
- 3.84 David Hughes, 1983-84, 5 games (31-119)

Highest Average Gain, Game (Min. 20 attempts)

- 4.34 Dan Doornink, vs. L.A. Raiders 12/22/84 (29-126)
- 4.30 Curt Warner, vs. Denver 12/24/83 (23-99)
- 4.15 Shaun Alexander, at Chicago 1/14/07 (26-108) (OT)

TOUCHDOWNS**Most Touchdowns, Career**

- 7 Shaun Alexander, 2003-06, 7 games
- 2 Curt Warner, 1983, 1988, 4 games
- 1 David Hughes, 1983-84, 5 games
- Dave Krieg, 1983-84, 1987-88, 7 games

Most Touchdowns, Game

- 3 Shaun Alexander, at GB 1/4/04 (OT)
- 2 Curt Warner, at Miami 12/31/83
- Shaun Alexander, vs. Carolina 1/22/06
- Shaun Alexander, at Chicago 1/14/07 (OT)
- 1 David Hughes, vs. Denver 12/24/83
- Dave Krieg, at Cincinnati 12/31/88

Most Consecutive Games Rushing for Touchdowns

- 1 David Hughes, 1983
- Curt Warner, 1983
- Dave Krieg, 1988
- Shaun Alexander, 2003, 2005, 2006

PASSING**PASS RATING****Highest Pass Rating, Career (Min. 100 attempts)**

- 80.7 Matt Hasselbeck, 2003-06, 7 games
- 75.9 Dave Krieg, 1983-84, 1987-88, 7 games

ATTEMPTS**Most Passes Attempted, Career**

- 260 Matt Hasselbeck, 2003-06, 7 games
- 183 Dave Krieg, 1983-84, 1987-88, 7 games
- 30 Jon Kitna, 1999 1 game

Most Passes Attempted, Game

- 50 Dave Krieg, at Cincinnati 12/31/88
- 49 Matt Hasselbeck, vs. Pittsburgh 2/5/06
- 45 Matt Hasselbeck, at Green Bay 1/4/04 (OT)

COMPLETIONS**Most Passes Completed, Career**

- 150 Matt Hasselbeck, 2003-06, 7 games
- 94 Dave Krieg, 1983-84, 1987-88, 7 games
- 14 Jim Zorn, 1983-84, 5 games
- Jon Kitna, 1999 1 game

Most Passes Completed, Game

- 27 Matt Hasselbeck, vs. St. Louis 1/8/05
- 26 Matt Hasselbeck, vs. Pittsburgh 2/5/06
- 25 Matt Hasselbeck, at Green Bay 1/4/04

COMPLETION PERCENTAGE**Highest Completion %, Career (Min. 100 attempts)**

- 57.69 Matt Hasselbeck, 2003-2006, 7 games (260-150)
- 51.37 Dave Krieg, 1983-84, 1987-88, 7 games (183-94)

Highest Completion %, Game (15 Completions)

- 71.4 Matt Hasselbeck, vs. Carolina 1/22/06 (28-20)
 62.8 Matt Hasselbeck, vs. St. Louis 1/8/05 (43-27)
 61.5 Matt Hasselbeck, vs. Wash 1/14/06 (26-26)

YARDS GAINED**Most Yards Gained, Career**

- 1,788 Matt Hasselbeck, 2003-06, 7 games
 1,242 Dave Krieg, 1983-84, 1987-88, 7 games
 162 Jon Kitna, 1999 1 game

Most Yards Gained, Game

- 341 Matt Hasselbeck, vs. St. Louis 1/8/05
 305 Matt Hasselbeck, at Green Bay 1/4/04 (OT)
 297 Dave Krieg, at Cincinnati 12/31/88

Most games, 300 or More Yards Passing, Career

- 2 Matt Hasselbeck

Most Consec. Games, 300 or More Yards Passing, Career

- 2 Matt Hasselbeck, 2003-04

Longest Pass Completion

- 56 Dave Krieg (to Steve Largent) at Miami 12/29/84 (TD)
 41 Dave Krieg (to Paul Johns) vs. Denver 12/24/83
 40 Dave Krieg (to Steve Largent) at Miami 12/31/83

AVERAGE GAIN**Highest Average Gain, Career (Min. 100 attempts)**

- 6.87 Matt Hasselbeck, 2003-06, 7 games (260-1,788)
 6.79 Dave Krieg, 1983-84, 1987-88, 7 games (183-1,242)

Highest Average Gain, Game (20 Attempts)

- 8.27 Matt Hasselbeck, vs. Washington 1/14/06 (26-215)
 7.93 Matt Hasselbeck, vs. St. Louis 1/8/05 (43-341)
 7.82 Matt Hasselbeck, vs. Carolina 1/22/06 (28-219)

TOUCHDOWNS**Most Touchdown Passes, Career**

- 9 Dave Krieg, 1983-84, 1987-88, 7 games
 Matt Hasselbeck, 2003-06, 7 games
 2 Jim Zorn, 1983-84, 5 games

Most Touchdown Passes, Game

- 3 Dave Krieg, vs. Denver 12/24/83
 2 5 Times (Last: Matt Hasselbeck vs. Dallas 1/6/07)

Most Consecutive Games, Touchdown Pass

- 6 Matt Hasselbeck, 2004-current
 4 Dave Krieg, 1984, 1987-88
 2 Dave Krieg, 1983

HAD INTERCEPTED**Lowest %, Passes Had Intercepted, Career (Min. 100 att)**

- 2.30 Matt Hasselbeck, 2003-06, 7 games (6-260)
 3.28 Dave Krieg, 1987-88, 7 games (6-183)

Most Attempts Without Interception, Game

- 38 Dave Krieg, at Houston 1/3/88 (OT)
 35 Dave Krieg, at Miami 12/29/84
 28 Matt Hasselbeck, vs. Carolina 1/22/06

Most Passes Had Intercepted, Career

- 6 Dave Krieg, 1983-84, 1987-88, 7 games
 Matt Hasselbeck, 2003-06, 7 games
 2 Jim Zorn, 1983-84, 5 games
 Jon Kitna, 1999, 1 game

Most Passes Had Intercepted, Game

- 3 Dave Krieg, at L.A. Raiders 1/8/84
 2 4 Times (Last: Matt Hasselbeck, vs. Dallas 1/6/07)

Most Consecutive Passes Without Interception

- 109 Matt Hasselbeck, 2004-05
 87 Dave Krieg, 1984, 1987-88
 44 Matt Hasselbeck, 2003

PASS RECEIVING**RECEPTIONS****Most Receptions, Career**

- 26 Darrell Jackson, 2003-06, 7 games
 25 Bobby Engram, 2003-06, 7 games
 23 Steve Largent, 1983-84, 1987-88, 7 games

Most Receptions, Game

- 12 Darrell Jackson, vs. St. Louis 1/8/05
 11 John L. Williams, at Cincinnati 12/31/88
 7 Steve Largent, at Houston 1/3/88 (OT)

Most Consecutive Games, Pass Reception

- 7 Bobby Engram, 2003-current
 5 Darrell Jackson, 2003-05
 4 Dan Doornink, 1983-84
 Curt Warner, 1983, 1988
 Jeramy Stevens, 2004-05

YARDS GAINED**Most Yards Gained, Career**

- 503 Darrell Jackson, 2003-06, 7 games
 434 Steve Largent, 1983-84, 1987-88, 7 games
 352 Bobby Engram, 2003-06, 7 games

Most Yards Gained, Game

- 143 Darrell Jackson, vs. Washington 1/14/05
 137 John L. Williams, at Cincinnati 12/31/88
 132 Steve Largent, at Houston 1/3/88 (OT)

Most Games, 100 or More Yards Receiving, Career

- 2 Steve Largent, 1983-84, 1987-88, 7 games
 Darrell Jackson, 2003-06, 7 games
 1 John L. Williams, 1987-88, 2 games

Most Consecutive Games, 100 or More Yards Receiving, Career

- 2 Steve Largent, 1984, 1987
- 2 Darrell Jackson, 2004-05
- 1 John L. Williams, 1988

Longest Reception

- 56 Steve Largent, (from Dave Krieg) at Miami 12/29/84 (TD)
- 41 Paul Johns, (from Dave Krieg) at Denver 12/24/83
- 40 Steve Largent, (from Dave Krieg) at Miami 12/31/83

AVERAGE GAIN

Highest Average Gain, Career (Min. 10 Receptions)

- 18.87 Steve Largent, 1983-84, 1987-88, 7 games (23-434)
- 15.27 Paul Johns, 1983, 3 games (11-168)
- 14.08 Bobby Engram, 2003-2006, 7 games (25-352)

Highest Average Gain, Game (Min. 3 Receptions)

- 24.33 Ray Butler, vs. Houston 1/3/88 (3-73) (OT)
- 22.00 Bobby Engram, vs. Dallas 1/6/07 (4-88)
- 21.33 Steve Largent, at Miami 12/29/84 (6-128)
- 20.75 Bobby Engram, at Green Bay 1/4/04 (4-83) (OT)

TOUCHDOWNS

Most Touchdowns, Career

- 4 Steve Largent, 1983-84, 1987-88, 7 games
- Jerramy Stevens, 2003-06, 7 games
- 3 Darrell Jackson, 2003-06, 7 games

Most Touchdowns, Game

- 2 Steve Largent, at Houston 1/3/88 (OT)
- Jerramy Stevens, vs. Dallas 1/6/07
- 1 By 13 (Last: Nate Burleson, at Chicago 1/14/07)

Most Consecutive Games, Touchdown Passes Caught

- 3 Jerramy Stevens, 2005-current
- 2 Steve Largent, 1984, 1987
- 1 By 14 players

INTERCEPTIONS BY

Most Interceptions, Career

- 4 John Harris, 1983-84, 5 games
- 2 Gregory Johnson, 1983, 3 games
- Kerry Justin, 1983, 3 games
- Michael Boulware, 2004-05, 6 games

Most Interceptions, Game

- 2 John Harris, at Miami 12/29/84
- 1 By 11 (Last: Pete Hunter, at Chicago 1/14/07, OT)

YARDS GAINED

Most Yards Gained, Career

- 76 Kelly Herndon, 2005, 3 games
- 45 John Harris, 1983-84, 5 games
- Kerry Justin, 1983, 3 games
- 32 Marquand Manuel, 2004-05, 4 games

Most Yards Gained, Game

- 76 Kelly Herndon, vs. Pittsburgh 2/5/06
- 45 Kerry Justin, vs. Denver 12/24/83
- John Harris, at Miami 12/29/84
- 32 Marquand Manuel, vs. Carolina 1/22/06

Longest Return

- 76 Kelly Herndon, vs. Pittsburgh 2/5/06
- 45 Kerry Justin, vs. Denver 12/24/83
- 32 John Harris, at Miami 12/29/84
- Marquand Manuel, vs. Carolina 1/22/06

TOUCHDOWNS

Most Touchdowns, Career

None

Most Touchdowns, Game

None

PUNTING

Most Punts, Career

- 27 Jeff West, 1983-84, 5 games
- 21 Tom Rouen, 2004-05, 4 games

Most Punts, Game

- 8 Jeff West, vs. L.A. Raiders 12/22/84
- 7 Jeff West, at Miami 12/29/84
- Ruben Rodriguez, at Houston 1/3/88 (OT)
- Jeff Feagles, vs. Miami 1/9/00

Longest Punt

- 58 Jeff West, at Miami 12/29/84
- 57 Tom Rouen, vs. Pittsburgh, 2/5/06
- 56 Ruben Rodriguez, at Houston 1/3/88 (OT)
- Ryan Plackemeier, at Chicago 1/14/07 (OT)

AVERAGE YARDAGE

Highest Average, Career (20 Punts)

- 36.96 Jeff West, 1983-84, 5 games (27-998)

Highest Average, Game (4 Punts)

- 47.86 Jeff Feagles, vs. Miami 1/9/00 (7-335)
- 44.25 Ruben Rodriguez, at Houston 1/3/88 (7-310) (OT)
- 44.17 Ruben Rodriguez, at Cincinnati 12/31/88 (6-265)

PUNT RETURNS

Most Punt Returns, Career

- 7 Bobby Joe Edmonds, 1987-88, 2 games
- 6 Kenny Easley, 1983-84, 1987, 6 games
- Peter Warrick, 2005, 3 games
- Nate Burleson, 2006, 2 games
- 4 Paul Johns, 1983, 3 games
- Jimmy Williams, 3 games

Most Punt Returns, Game

- 5 Kenny Easley, vs. L.A. Raiders 12/22/84
Bobby Joe Edmonds, at Cincinnati
12/31/88
- 4 3 Times (Last: Peter Warrick, vs.
Pittsburgh 2/5/06)

YARDS GAINED**Most Yards Gained, Career**

- 96 Bobby Joe Edmonds, 1987-88, 2 games
- 58 Paul Johns, 1983, 3 games
- 57 Kenny Easley, 1983-84, 1987, 6 games

Most Yards Gained, Game

- 66 Bobby Joe Edmonds, at Houston
1/3/88 (OT)
- 58 Paul Johns, vs. Denver 12/24/83
- 52 Kenny Easley, vs. L.A. Raiders 12/22/84

Longest Return

- 54 Bobby Joe Edmonds, at Houston
1/3/88 (OT)
- 19 Paul Johns, vs. Denver 12/24/83
- 17 Kenny Easley, vs. L.A. Raiders
12/22/84)

AVERAGE YARDAGE**Highest Average, Career (Minimum 4 Returns)**

- 14.50 Paul Johns, 1983, 3 games (4-58)
- 13.71 Bobby Joe Edmonds, 1987-88, 2 games
(7-96)
- 9.50 Kenny Easley, 1983-84, 5 games (6-57)

Highest Avg. Gain, Game (Minimum 3 Returns)

- 14.5 Paul Johns, vs. Denver 12/24/83 (4-58)
- 10.4 Kenny Easley, vs. L.A. Raiders 12/22/84
(5-52)

TOUCHDOWNS**Most Touchdowns, Career – None****Most Touchdowns, Game – None****KICKOFF RETURNS****Most Kickoff Returns, Career**

- 11 Maurice Morris, 2003-04, 5 games
- 11 Nate Burleson, 2006, 2 games
- 8 Josh Scobey, 2005, 3 games

Most Kickoff Returns, Game

- 6 Maurice Morris, vs. St. Louis 1/8/05
Nate Burleson, at Chicago 1/14/07 (OT)
- 5 Bobby Joe Edmonds, at Houston
1/3/88 (OT)
- Nate Burleson, vs. Dallas 1/6/07

YARDS GAINED**Most Yards Gained, Career**

- 277 Nate Burleson, 2006, 2 games
- 183 Zachary Dixon, 1983, 3 games
- 179 Maurice Morris, 2003-04, 2 games

Most Yards Gained, Game

- 166 Nate Burleson, at Chicago 1/14/07 (OT)
- 159 Charlie Rogers, vs. Miami 1/9/00
- 111 Nate Burleson, vs. Dallas 1/6/07

Longest Return

- 85 Charlie Rogers, vs. Miami 1/9/00 (TD)
- 59 Zachary Dixon, at Miami 12/31/83
- 41 Nate Burleson, at Chicago 1/14/07

AVERAGE YARDAGE**Highest Average, Career (Minimum 5 Returns)**

- 26.14 Zachary Dixon, 1983, 3 games (7-
183)
- 25.18 Nate Burleson, 2006, 2 games (11,
277)
- 23.29 David Hughes, 1983-84, 5 games (7-163)

Highest Average, Game (Minimum 3 Returns)

- 39.75 Charlie Rogers, vs. Miami 1/9/00
- 27.67 Nate Burleson, at Chicago 1/14/07
(OT)
- 22.20 Nate Burleson, vs. Dallas 1/6/07 (5-111)

TOUCHDOWNS**Most Touchdowns, Career**

- 1 Charlie Rogers 1999, 1 game

Most Touchdowns, Game

- 1 Charlie Rogers, vs. Miami 1/9/00

FUMBLES**Most Fumbles, Career**

- 2 John L. Williams, 1987-88, 2 games
- Koren Robinson, 2003-04, 2 games
- 1 By 8 players

Most Fumbles, Game

- 2 Koren Robinson, vs. St. Louis 1/8/05
- Jimmy Williams, vs. Washington
1/14/06
- 1 10 Times

RECOVERIES**Most Own Fumbles Recovered, Career**

- 1 Ron Essink, 1983-84, 5 games
- Pete Metzelaars, 1983-84, 5 games
- Robbie Tobeck, 2003-04, 2 games
- Koren Robinson, 2003-04, 2 games

Most Opponents Fumbles Recovered, Career

- 2 Jeff Bryant, 1983-84, 1987-88, 7 games
- 1 By 10 players

Most Fumbles Recovered, Game, Own and Opponents

- 2 Jeff Bryant, at L.A. Raiders 1/8/84 (2-
Opp)
- 1 By Many

YARDS GAINED**Longest Return**

- 0 Many Times

TOUCHDOWNS**Most Touchdowns**

- None

TACKLES**Most Tackles, Career**

- 48 Keith Butler, 1983-84, 1987, 6 games
- 46 Kenny Easley, 1983-84, 1987, 6 games
- 40 Leroy Hill, 2005-06, 2 games
- 36 Jacob Green, 1983-84, 1987-88, 7
games
- 35 Lofa Tatupu, 2005-06, 2 games

Most Tackles, Game

- 17 Brian Bosworth, at Houston 1/3/88 (OT)
- 15 Eugene Robinson, at Houston 1/3/88 (OT)
- 12 Kenny Easley, at Houston 1/3/88 (OT)

SACKS**Most Sacks, Career**

- 4.0 Rocky Bernard, 2003-06, 6 games
- 3.5 Jacob Green, 1983-84, 1987-88, 7 games
- 3.0 Bryce Fisher, 2005-06, 4 games

Most Sacks, Game

- 2.5 Jacob Green, vs. L.A. Raiders 12/22/84
- 2.0 Chike Okeafor, vs. St. Louis 1/8/05
- Rocky Bernard, vs. Carolina 1/22/06
- Bryce Fisher, vs. Dallas 1/6/07

FUMBLES**Most Forced Fumbles, Career**

- 2 Jacob Green, 1983-84, 1987-88, 7 games
- Bruce Scholtz, 1983-84, 1987-88, 7 games
- Bryce Fisher, 2005-06, 2 games
- 1 By 10 players

Most Forced Fumbles, Game

- 1 By 13 players

BLOCKED KICKS**Most Blocked Punts, Career – None****Most Blocked Punts, Game – None****Most Blocked Field Goals, Career – None****Most Blocked Field Goals, Game – None****Most Blocked PATs, Career – None****Most Blocked PATs, Game – None****Most Blocked Placekicks, Career – None****Most Blocked Placekicks, Game – None****TEAM POSTSEASON RECORDS****GAMES****Most Consecutive Seasons Participating in Postseason Games**

- 4 2003-06
- 2 1983-84, 1987-88,

Most Games

- 3 1983, 2005
- 2 1984, 2006
- 1 1987, 1988, 1999, 2003, 2004

Most Games Won

- 2 1983, 2005
- 1 1984, 2006

Most Consecutive Games Won

- 2 1983, 2005
- 1 1984, 2006

Most Consecutive Games Lost

- 6 1984-04
- 1 1983, 2005, 2006

SCORING**Most Points, Game**

- 34 vs. Carolina 1/22/06
- 31 vs. Denver 12/24/83
- 27 at Miami 12/31/83
- at Green Bay 1/4/04 (OT)

Fewest Points, Game

- 10 at Miami 12/29/84
- vs. Pittsburgh 2/5/06
- 13 vs. L.A. Raiders 12/22/84
- at Cincinnati 12/31/88

Most Points, Both Teams, Game

- 60 (27) at Green Bay (33) 1/4/04 (OT)
- 51 (24) at Chicago (27) 1/14/07 (OT)
- 48 (34) vs. Carolina (14) 1/22/06

Fewest Points, Both Teams, Game

- 20 (13) at L.A. Raiders (7) 12/22/84
- 30 (20) vs. Washington (10) 1/14/06
- 31 (10) vs. Pittsburgh (21) 2/5/06

Largest Margin of Victory, Game

- 24 (31) vs. Denver (7) 12/24/83
- 20 (34) vs. Carolina (14) 1/22/06
- 10 (20) vs. Washington (10) 1/14/06

Most Points, Shutout Victory, Game

None

Most Points Overcome to Win Game

- 7 vs. Dallas 1/6/07 (Trailed 20-13, Won 21-20)
- 6 at Miami 12/31/83 (Trailed 7-13, Won 27-20)

Most Points, Each Half

- 1st: 20 vs. Carolina 1/22/06
- 14 at Chicago 1/14/07
- 2nd: 21 vs. Denver 12/24/83
- at Green Bay 1/4/04
- 20 at Miami 12/31/83

Most Points, Each Quarter

- 1st: 10 vs. Carolina 1/22/06
- 7 4 Times (Last: at Chicago 1/14/07)
- 2nd: 10 at Miami 12/29/84
- vs. Carolina 1/22/06
- 7 Many Times
- 3rd: 14 at Green Bay 1/4/04
- 10 at Chicago 1/14/07
- 4th: 14 vs. Denver 12/24/83
- 13 at Miami 12/31/83
- at Cincinnati 12/31/88
- OT: 0 at Houston 1/3/88
- at Green Bay 1/4/04
- at Chicago 1/14/07

TOUCHDOWNS

Most Touchdowns, Game

- 4 vs. Denver 12/24/83
vs. Carolina 1/22/06
- 3 at Miami 12/31/83
at Green Bay 1/4/04 (OT)
at Chicago 1/14/07 (OT)

Fewest Touchdowns, Game

- 1 vs. L.A. Raiders 12/22/84
at Miami 12/29/84
vs. Pittsburgh 2/5/06
- 2 6 Times (Last: vs. Dallas 1/6/07)

Most Touchdowns, Both Teams, Game

- 7 Seattle (3) at Green Bay (4) 1/4/04
- 6 Seattle (3) at Miami (3) 12/31/83
Seattle (4) vs. Carolina (2) 1/22/06
Seattle (3) at Chicago (3) 1/14/07 (OT)

Fewest Touchdowns Both Teams, Game

- 2 Seattle (1) at L.A. Raiders (1) 12/22/84
- 3 Seattle (2) vs. Washington (1) 1/14/06

POINTS AFTER TOUCHDOWN

Most PAT, Game

- 4 vs. Denver 12/24/83
vs. Carolina 1/22/06
- 3 at Miami 12/31/83
at Green Bay 1/4/04 (OT)
at Chicago 1/14/07 (OT)

Fewest PAT, Game

- 1 vs. L.A. Raiders 12/22/84
at Miami 12/29/84
at Cincinnati 12/31/88
vs. Pittsburgh 2/5/06
vs. Dallas 1/6/07

Most PAT, Both Teams, Game

- 6 (3) at Green Bay (3) 1/4/04 (OT)
(4) vs. Carolina (1) 1/22/06
(3) at Chicago (3) 1/14/07 (OT)
- 5 5 Times (Last: Seattle [2] vs. St. Louis [3] 1/8/05)

Fewest PAT, Both Teams, Game

- 2 Seattle (1) at L.A. Raiders (1) 12/22/84
- 3 Seattle (2) vs. Washington (1) 1/14/06
Seattle (1) vs. Dallas (2) 1/6/07
- 4 Seattle (2) at Houston (2) 1/3/88 (OT)
Seattle (1) at Cincinnati (3) 12/31/88
Seattle (2) vs. Miami (2) 1/9/00
Seattle (1) vs. Pittsburgh (3) 2/5/06

FIELD GOALS

Most Field Goals, Game

- 2 7 Times (Last: vs. Dallas 1/6/07)

Most Field Goals, Both Teams, Game

- 5 Seattle (2) at Houston (3) 1/3/88 (OT)
- 4 Seattle (2) at Green Bay (2) 1/4/04 (OT)
Seattle (2) vs. St. Louis (2) 1/8/05
- 3 4 Times (Last: Seattle [1] at Chicago [2] 1/14/07 [OT])

Most Field Goals Attempted, Game

- 3 at Miami 12/31/83
vs. Carolina 1/22/06
vs. Pittsburgh 2/5/06
- 2 7 Times (Last vs. Dallas 1/6/07)

Most Field Goals Attempted, Both Teams, Game

- 7 Seattle (2) at Houston (5) 1/3/88 (OT)
- 5 Seattle (2) at Miami (3) 12/29/84
Seattle (2) at Green Bay (3) 1/4/04 (OT)

FIRST DOWNS

Most First Downs, Game

- 27 vs. Carolina 1/22/06
- 24 vs. St. Louis 1/8/05
- 22 at Green Bay 1/4/04 (OT)

Fewest First Downs, Game

- 8 at Miami 12/29/84
- 11 at Houston 1/3/88 (OT)
- 12 vs. Miami 1/9/00

Most First Downs, Both Teams, Game

- 46 Seattle (24) vs. St. Louis (22) 1/8/05
- 44 Seattle (22) at Green Bay (22) 1/4/04 (OT)
- 42 Seattle (21) at Miami (21) 12/31/83

Fewest First Downs, Both Teams, Game

- 26 Seattle (15) vs. Washington (11) 1/14/06
- 30 Seattle (8) at Miami (22) 12/29/84
Seattle (12) vs. Miami (18) 1/9/00
- 31 Seattle (17) at L.A. Raiders (14) 12/22/84

RUSHING

Most First Downs, Rushing, Game

- 12 at Miami 12/31/83
vs. L.A. Raiders 12/22/84
at Chicago 1/14/07 (OT)
- 8 vs. Denver 12/24/83

Fewest First Downs, Rushing, Game

- 0 vs. Miami 1/9/00
- 1 at Houston 1/3/88 (OT)
at Cincinnati 12/31/88
- 2 at Miami 12/29/84

Most First Downs, Rushing, Both Teams, Game

- 21 Seattle (12) at Miami (9) 12/31/83
- 20 Seattle (12) at Chicago (8) 1/14/07 (OT)
- 18 Seattle (1) at Cincinnati (17) 12/31/88

Fewest First Downs Rushing, Both Teams, Game

- 7 Seattle (0) vs. Miami (7) 1/9/00
- 10 Seattle (2) at Miami (8) 12/29/84
Seattle (1) at Houston (9) 1/3/88 (OT)
Seattle (7) vs. St. Louis (3) 1/8/05

PASSING

Most First Downs, Passing, Game

- 16 at Cincinnati 12/31/88
at Green Bay 1/4/04 (OT)
- 15 vs. St. Louis 1/8/05
- 10 3 Times (Last: vs. Miami 1/9/00)

Fewest First Downs, Passing, Game

- 4 vs. L.A. Raiders 12/22/84
- 6 at Miami 12/29/84
at Chicago 1/14/07 (OT)
- 9 3 Times (Last: vs. Dallas 1/6/07)

Most First Downs, Passing, Both Teams, Game

- 30 Seattle (16) at Green Bay (14) 1/4/04 (OT)
 Seattle (15) vs. St. Louis (15) 1/8/05
 28 Seattle (10) at Houston (18) 1/3/88 (OT)

Fewest First Downs Passing, Both Teams, Game

- 12 Seattle (4) at L.A. Raiders (8) 12/22/84
 16 Seattle (6) at Chicago (10) 1/14/07 (OT)
 17 Seattle (9) vs. Dallas (8) 1/6/07

PENALTY**Most First Downs, Penalty, Game**

- 4 vs. Dallas 1/6/07
 2 5 Times (Last: vs. St. Louis 1/8/05)
 1 vs. L.A. Raiders 12/22/84

Most First Downs, Penalty, Both Teams, Game

- 6 Seattle (2) vs. St. Louis (4) 1/8/05
 5 Seattle (4) vs. Dallas (1) 1/6/07
 3 Seattle (2) vs. Miami (1) 1/9/00
 Seattle (0) at Chicago (3) 1/14/07 (OT)

NET YARDS GAINED RUSHING & PASSING**Most Net Yards Gained, Game**

- 413 vs. St. Louis 1/8/05
 340 at Green Bay 1/4/04 (OT)
 334 at Miami 12/31/83

Fewest Net Yards Gained, Game

- 167 at L.A. Raiders 1/8/84
 171 vs. Miami 1/9/00
 250 vs. Houston 1/3/88 (OT)

Most Yards Gained, Both Teams, Game

- 809 Seattle (413) vs. St. Louis (396) 1/8/05
 737 Seattle (340) at Green Bay (397) 1/4/04 (OT)
 687 Seattle (250) at Houston (437) 1/3/88 (OT)

Fewest Yards Gained, Both Teams, Game

- 470 Seattle (171) vs. Miami (299) 1/9/00
 491 Seattle (251) at L.A. Raiders (240) 12/22/84
 568 Seattle (167) at L.A. Raiders (401) 1/8/84

RUSHING**ATTEMPTS****Most Attempts, Game**

- 51 vs. L.A. Raiders 12/22/84
 42 at Miami 12/31/83
 38 vs. Denver 12/24/83

Fewest Attempts, Game

- 11 at Houston 1/3/88 (OT)
 16 at Cincinnati 12/31/88
 18 at L.A. Raiders 1/8/84
 at Miami 12/29/84

Most Attempts, Both Teams, Game

- 76 Seattle (51) at L.A. Raiders (25) 12/22/84
 72 Seattle (42) at Miami (30) 12/31/83
 71 Seattle (38) vs. Denver (33) 12/24/83

Fewest Attempts, Both Teams, Game

- 47 Seattle (20) vs. St. Louis (27) 1/8/05
 53 Seattle (21) at Green Bay (32) 1/4/04 (OT)
 54 Seattle (18) at Miami (36) 12/29/84

YARDS GAINED**Most Yards Gained, Game**

- 205 vs. L.A. Raiders 12/22/84
 151 at Miami 12/31/83
 145 vs. Denver 12/24/83

Fewest Yards Gained, Game

- 22 at Cincinnati 12/31/88
 29 at Houston 1/3/88 (OT)
 41 vs. Miami 1/9/00

Most Yards Gained, Both Teams, Game

- 310 Seattle (205) at L.A. Raiders (105) 12/22/84
 279 Seattle (151) at Miami (128) 12/31/83
 272 Seattle (18) at Cincinnati (254) 12/31/88

Fewest Yards Gained, Both Teams, Game

- 127 Seattle (49) at Green Bay (78) 1/4/04 (OT)
 149 Seattle (41) vs. Miami (108) 1/9/00
 183 Seattle (81) vs. St. Louis (102) 1/8/05

AVERAGE GAIN**Highest Average Gain, Game**

- 4.09 at Chicago 1/14/07 (OT)
 4.05 vs. St. Louis 1/8/05 (20-81)
 4.02 vs. L.A. Raiders 12/22/84 (51-205)

Lowest Average Gain, Game

- 1.38 at Cincinnati 12/31/88 (16-22)
 2.05 vs. Miami 1/9/00 (20-41)
 2.33 at Green Bay 1/4/04 (21-49) (OT)

TOUCHDOWNS**Fewest Touchdowns, Game**

- 0 8 Times (Last: vs. Dallas 1/6/07)

Most Touchdowns, Game

- 3 at Green Bay 1/4/04 (OT)
 2 at Miami 12/31/83
 at Chicago 1/14/07 (OT)
 1 vs. Denver 12/24/83
 at Cincinnati 12/31/88

Most Touchdowns, Both Teams, Game

- 5 Seattle (3) at Green Bay (2) 1/4/04 (OT)
 4 Seattle (1) at Cincinnati (3) 12/31/88
 Seattle (2) at Chicago (2) 1/14/07 (OT)
 3 Seattle (2) at Miami (1) 12/31/83

Fewest Touchdowns, Both Teams, Game

- 0 Seattle (0) at L.A. Raiders (0) 12/22/84
 Seattle (0) vs. Dallas (0) 1/6/07
 1 5 Times (Last: Seattle [0] vs. St. Louis [1] 1/8/05)

PASSING**ATTEMPTS****Most Attempts, Game**

- 50 at Cincinnati 12/31/88
 45 at Green Bay 1/4/04 (OT)
 43 vs. St. Louis 1/8/05

Fewest Attempts, Game

- 10 vs. L.A. Raiders 12/22/84
- 13 vs. Denver 12/24/83
- 29 at Miami 12/31/83

Most Attempts, Both Teams, Game

- 83 Seattle (45) at Green Bay (38) 1/4/04 (OT)
- 75 Seattle (43) vs. St. Louis (32) 1/8/05
- 71 Seattle (39) at Houston (32) 1/3/88 (OT)
- Seattle (33) at Chicago (38) 1/14/07 (OT)

Fewest Attempts, Both Teams, Game

- 37 Seattle (10) at L.A. Raiders (27) 12/22/84
- 47 Seattle (13) vs. Denver (34) 12/24/83
- 55 Seattle (29) at Miami (26) 12/31/83

COMPLETIONS**Most Completions, Game**

- 27 vs. St. Louis 1/8/05
- 25 at Green Bay 1/4/04 (OT)
- 24 at Cincinnati 12/31/88

Fewest Completions, Game

- 4 vs. L.A. Raiders 12/22/84
- 12 vs. Denver 12/24/83
- 14 vs. Miami 1/9/00

Most Completions, Both Teams, Game

- 51 Seattle (25) at Green Bay (26) 1/4/04
- 45 Seattle (27) vs. St. Louis (18) 1/8/05
- 41 Seattle (20) at Miami (21) 12/29/84

Fewest Completions, Both Teams, Game

- 18 Seattle (4) at L.A. Raiders (14) 12/22/84
- 30 Seattle (15) at Miami (15) 12/31/83
- 31 Seattle (24) at Cincinnati (7) 12/31/88
- Seattle (14) vs. Miami (17) 1/9/00

Highest Completion %, Game (Min. 20 Attempts)

- 62.79 vs. St. Louis 1/8/05 (27-43)
- 57.14 at Miami 12/29/83 (20-35)
- 55.56 at Green Bay 1/4/04 (25-45) (OT)

Lowest Completion %, Game (Min. 20 Attempts)

- 41.03 at Houston 1/3/88 (16-39) (OT)
- 46.67 vs. Miami 1/9/00 (14-30)
- 47.22 at L.A. Raiders 1/8/84 (17-36)

NET YARDS GAINED**Most Yards Gained, Game**

- 341 vs. St. Louis 1/8/05
- 291 at Green Bay 1/4/04 (OT)
- 272 at Cincinnati 12/31/88

Fewest Yards Gained, Game

- 46 vs. L.A. Raiders 12/22/84
- 102 at L.A. Raiders 1/8/84
- 130 vs. Miami 1/9/00

Most Yards Gained, Both Teams, Game

- 651 Seattle (341) vs. St. Louis (313) 1/8/05
- 610 Seattle (291) at Green Bay (319) 1/4/04 (OT)
- 480 Seattle (221) at Houston (259) 1/3/88 (OT)

Fewest Yards Gained, Both Teams, Game

- 181 Seattle (46) at L.A. Raiders (135) 12/22/84
- 298 Seattle (102) at L.A. Raiders (196) 1/8/84
- 321 Seattle (130) vs. Miami (191) 1/9/00

TIMES SACKED**Most Times Sacked, Game**

- 6 vs. Miami 1/9/00
- 4 at L.A. Raiders 1/8/84
- 3 3Times (Last: at Chicago 1/14/07, OT)

Fewest Times Sacked, Game

- 0 vs. Dallas 1/6/07
- 1 at Miami 12/31/83

Most Times Sacked, Both Teams, Game

- 8 Seattle (2) at L.A. Raiders (6) 12/22/84
- Seattle (3) vs. St. Louis (5) 1/8/05
- 7 Seattle (6) vs. Miami (1) 1/9/00

Fewest Times Sacked, Both Teams, Game

- 1 Seattle (1) at Miami (0) 12/31/84
- 2 3Times (Last: Seattle [0] vs. Dallas [2] 1/6/07)

TOUCHDOWNS**Most Touchdowns, Game**

- 3 vs. Denver 12/24/83
- 2 at L.A. Raiders 1/8/84
- at Houston 1/3/88 (OT)
- vs. Dallas 1/6/07

Most Touchdowns, Both Teams, Game

- 4 Seattle (3) vs. Denver (1) 12/24/83
- Seattle (1) at Miami (3) 12/29/84
- 3 3Times (Last: Seattle [2] at Houston [1] 1/3/88, OT)

INTERCEPTIONS BY**Most Interceptions By, Game**

- 2 6Times (Last: vs. Dallas 1/6/07)

Most Interceptions By, Both Teams, Game

- 7 Seattle (2) at L.A. Raiders (5) 1/8/84
- 3 Seattle (2) at Miami (1) 12/31/83
- 3 Seattle (2) vs. Pittsburgh (2) 1/6/07
- 2 8 times (Last: Seattle (1) at Chicago (1) 1/14/07 (OT))

YARDS GAINED**Most Yards Gained, Game**

- 45 vs. Denver 12/24/83
- at Miami 12/29/84
- 28 at Houston 1/3/88 (OT)

Most Yards Gained, Both Teams, Game

- 61 Seattle (8) at L.A. Raiders (53) 1/8/84
- 52 Seattle (0) at Green Bay (52) 1/4/04 (OT)
- 45 Seattle (45) vs. Denver (0) 12/24/83
- Seattle (45) at Miami (0) 12/29/84

TOUCHDOWNS**Most Touchdowns, Game**

None

PUNTING

Most Punts, Game

- 8 vs. L.A. Raiders 12/22/84
- 7 3Times (Last: vs. Miami 1/9/00)

Fewest Punts, Game

- 3 vs. Denver 12/24/83
- vs. St. Louis 1/8/05
- 4 at Miami 12/31/83
- 5 at L.A. Raiders 1/8/84
- vs. Dallas 1/6/07

Most Punts, Both Teams, Game

- 16 Seattle (8) at L.A. Raiders (8) 12/22/84
- 15 Seattle (7) vs. Miami (8) 1/9/00
- 12 Seattle (6) at Cincinnati (6) 12/31/88
- Seattle (6) at Chicago (6) 1/14/07 (OT)

Fewest Punts, Both Teams, Game

- 6 Seattle (3) vs. St. Louis (3) 1/8/05
- 7 Seattle (3) vs. Denver (4) 12/24/83
- Seattle (5) at L.A. Raiders (2) 1/8/84
- 8 Seattle (4) at Miami (4) 12/31/83

AVERAGE YARDAGE

Highest Average, Punting, Game (4 Punts)

- 47.86 vs. Miami 1/9/00 (7-335)
- 44.29 at Houston 1/3/88 (7-310) (OT)
- 44.17 at Cincinnati 12/31/88 (6-265)

Lowest Average, Punting, Game (4 Punts)

- 32.00 at L.A. Raiders 1/8/84 (5-160)
- 35.00 vs. Dallas 1/6/07 (5-175)
- 36.33 at Chicago 1/14/07 (6-218) (OT)

PUNT RETURNS

Most Punt Returns, Game

- 5 vs. L.A. Raiders 12/22/84
- at Cincinnati 12/31/88
- 4 vs. Denver 12/24/83

Fewest Punt Returns, Game

- 0 at L.A. Raiders 1/8/84
- at Miami 12/31/83
- 1 at Miami 12/29/84
- at Green Bay 1/4/04 (OT)
- vs. St. Louis 1/8/05

Most Punt Returns, Both Teams, Game

- 9 Seattle (3) vs. Miami (6) 1/9/00
- 8 Seattle (5) at L.A. Raiders (3) 12/22/84
- Seattle (5) at Cincinnati (3) 12/31/88
- Seattle (3) vs. Miami (5) 1/9/00
- 7 Seattle (4) vs. Denver (3) 12/24/83

Fewest Punt Returns, Both Teams, Game

- 1 Seattle (0) at L.A. Raiders (1) 1/8/84
- 2 Seattle (0) at Miami (2) 12/31/83
- 4 4Times (Last: Seattle [3] vs. Dallas [1] 1/6/07)

YARDS GAINED

Most Yards Gained, Game

- 66 at Houston 1/3/88 (OT)
- 58 vs. Denver 12/24/83
- 52 vs. L.A. Raiders 12/22/84

Fewest Yards Gained, Game

- 1 vs. Washington 1/14/06
- 0 at Miami 12/31/83
- at L.A. Raiders 1/8/84
- 2 at Chicago 1/14/07 (OT)

Most Yards Gained, Both Teams, Game

- 93 Seattle (66) at Houston (27) 1/3/88 (OT)
- 87 Seattle (24) vs. Miami (63) 1/9/00
- 68 Seattle (58) vs. Denver (10) 12/24/83

Fewest Yards, Gained, Both Teams, Game

- 1 Seattle (0) at L.A. Raiders (1) 1/8/84
- 7 Seattle (2) at Chicago (5) 1/14/07 (OT)
- 23 Seattle (9) vs. St. Louis (14) 1/8/05

TOUCHDOWNS

Most Touchdowns, Game

None

KICKOFF RETURNS

Most Kickoff Returns, Game

- 7 at L.A. Raiders 1/8/84
- at Green Bay 1/4/04 (OT)
- 6 at Houston 1/3/88 (OT)
- vs. St. Louis 1/8/05
- at Chicago 1/14/07 (OT)

Fewest Kickoff Returns, Game

- 2 vs. Denver 12/24/83
- vs. L.A. Raiders 12/22/84
- 3 at Cincinnati 12/31/88

Most Kickoff Returns, Both Teams, Game

- 13 Seattle (7) at Green Bay (6) 1/4/04 (OT)
- 11 Seattle (6) vs. St. Louis (5) 1/8/05
- 10 3Times (Last: Seattle [6] at Chicago [4] 1/14/07, OT)

Fewest Kickoff Returns, Both Teams, Game

- 4 Seattle (2) at L.A. Raiders (2) 12/22/84
- 6 Seattle (3) at Cincinnati (3) 12/31/88

YARDS GAINED

Most Yards Gained, Game

- 166 at Chicago 1/14/07 (OT)
- 159 vs. Miami 1/9/00
- 136 at L.A. Raiders 1/8/84

Fewest Yards Gained, Game

- 38 vs. L.A. Raiders 12/22/84
- 43 vs. Denver 12/24/83
- 66 at Cincinnati 12/31/88

Most Yards Gained, Both Teams, Game

- 271 Seattle (111) vs. Dallas (160) 1/6/07
- 247 Seattle (159) vs. Miami (88) 1/9/00
- 239 Seattle (166) at Chicago (73) 1/14/07 (OT)

Fewest Yards Gained, Both Teams, Game

- 66 Seattle (38) at L.A. Raiders (28) 12/22/84
- 120 Seattle (66) at Cincinnati (54) 12/31/88
- 128 Seattle (77) at Miami (51) 12/29/84

TOUCHDOWNS

Most Touchdowns, Game

- 1 vs. Miami 1/9/00

PENALTIES

Most Penalties, Game

- 9 vs. St. Louis 1/8/05
- 7 vs. L.A. Raiders 12/22/84
- 5 at Cincinnati 12/31/88

Fewest Penalties, Game

- 2 4 Times (Last: at Green Bay 1/4/04) (OT)
- 3 3 Times (Last: vs. Dallas 1/6/07)

Most Penalties, Both Teams, Game

- 15 Seattle (7) at L.A. Raiders (8) 12/22/84
- 11 Seattle (3) vs. Dallas (8) 1/6/07
- 9 Seattle (2) at L.A. Raiders (7) 1/8/84
- Seattle (4) at Chicago (5) 1/14/07 (OT)

Fewest Penalties, Both Teams, Game

- 5 Seattle (4) at Miami (1) 12/29/84
- 7 4 Times (Last: Seattle [2] at GB [5] 1/4/04) (OT)

YARDS PENALIZED**Most Yards Penalized, Game**

- 61 vs. St. Louis 1/8/05
- 55 vs. L.A. Raiders 12/22/84
- 45 at Cincinnati 12/31/88

Fewest Yards Penalized, Game

- 10 vs. Miami 1/9/00
- 13 vs. Dallas 1/6/07
- 15 at Miami 12/31/83
- at Green Bay 1/4/04 (OT)

Most Yards Penalized, Both Teams, Game

- 123 Seattle (55) at L.A. Raiders (68) 12/22/84
- 91 Seattle (61) vs. St. Louis (30) 1/8/05
- 89 Seattle (15) vs. Dallas (74) 1/6/07

Fewest Yards Penalized, Both Teams, Game

- 25 Seattle (20) at Miami (5) 12/29/84
- 45 3 Times (Last: Seattle [15] at Green Bay [30] 1/4/04 [OT])

FUMBLES**Most Fumbles, Game**

- 2 vs. St. Louis 1/8/05
- 1 6 Times (Last: at Green Bay 1/04/04 [OT])

Fewest Fumbles, Game

- 0 5 Times (Last: at Chicago 1/14/07, OT)

Most Fumbles, Both Teams, Game

- 4 Seattle (1) at L.A. Raiders (3) 1/8/84
- Seattle (1) at Cincinnati (3) 12/31/88
- Seattle (0) at Chicago (4) 1/14/07 (OT)
- 3 Seattle (0) at Miami (3) 12/31/83
- Seattle (1) at Houston (2) 1/3/88 (OT)

Fewest Fumbles, Both Teams, Game

- 0 Seattle (0) vs. Miami (0) 1/9/00
- 1 Seattle (1) at Miami (0) 12/29/84
- Seattle (1) at Green Bay (0) 1/4/04 (OT)
- Seattle (0) vs. Dallas (1) 1/6/07

Most Fumbles Lost, Game

- 1 3 Times (Last: at Cincinnati 12/31/88)

Fewest Fumbles Lost, Game

- 0 9 Times (Last: at Chicago 1/14/07)

RECOVERIES**Most Total Fumbles Recovered, Game**

- 3 vs Miami 12/31/83 (3-opp) at L.A. Raiders 1/8/84 (2-opp, 1-own)
- 2 3 Times (Last: vs. St. Louis 1/8/05 (2-own))

Most Own Fumbles Recovered, Game

- 2 vs. St. Louis 1/8/05
- 1 6 Times (Last: at Chicago 1/14/07)

Most TDs Returning Interceptions, Both Teams, Game

None

POSTSEASON DEFENSE**TURNOVERS****Most Turnovers, Game**

- 5 at L.A. Raiders 1/8/84 (5-Ints)
- 3 at Cincinnati 12/31/88 (2-Ints, 1-Fum)
- 3 vs. Washington 1/14/06

Fewest Turnovers, Game

- 0 4 Times (Last: at Green Bay 1/4/04)
- 1 5 Times (Last: vs. Dallas 1/6/07 [1-Fum])

Most Turnovers, Both Teams, Game

- 9 Seattle (5) at L.A. Raiders (4) 1/8/84 (7-Ints, 2-Fums)
- 6 Seattle (1) at Miami (5) 12/31/83
- 5 Seattle (3 vs. Cincinnati (2) 12/31/88

Fewest Turnovers, Both Teams, Game

- 1 Seattle (1) at Green Bay (0) 1/4/04 (OT)
- 2 2 Times (Last: Seattle [1] vs. St. Louis [1] 1/8/05 [2-Ints])

SCORING**Fewest Points Allowed, Game**

- 7 vs. Denver 12/24/83
- vs. L.A. Raiders 12/22/84
- 20 at Miami 12/29/83
- vs. Miami 1/9/00
- vs. Dallas 1/6/07

Most Points Allowed, Game

- 33 at Green Bay 1/4/04 (OT)
- 31 at Miami 12/29/84
- 30 at L.A. Raiders 1/8/84

Fewest Touchdowns Allowed, Game

- 1 vs. Denver 12/24/83
- vs. L.A. Raiders 12/22/84
- vs. Dallas 1/6/07
- 2 3 Times (Last: at Green Bay 1/4/04 [OT])

Most Touchdowns Allowed, Game

- 4 at Miami 12/29/84
vs. Green Bay 1/4/04
- 3 5Times (Last: vs. Pittsburgh 2/5/06)

FIRST DOWNS**Fewest First Downs Allowed, Game**

- 14 vs. L.A. Raiders 12/22/84
vs. Dallas 1/6/07
- 18 vs. Miami 1/9/00
- 21 3Times (Last: at L.A. Raiders 1/8/84)

Most First Downs Allowed, Game

- 27 at Houston 1/3/88 (OT)
- 22 4Times (Last: vs. St. Louis 1/8/05)

Fewest First Downs Allowed, Rushing, Game

- 3 vs. St. Louis 1/8/05
- 5 vs. Denver 12/24/83
vs. L.A. Raiders 12/22/84
vs. Dallas 1/6/07
- 7 vs. Miami 1/9/00

Most First Downs Allowed, Rushing, Game

- 17 at Cincinnati 12/31/88
- 10 at L.A. Raiders 1/8/84
- 9 at Miami 12/31/83
at Houston 1/3/88 (OT)

Fewest First Downs Allowed, Passing, Game

- 5 at Cincinnati 12/31/88
- 8 vs. L.A. Raiders 12/22/84
vs. Dallas 1/6/07
- 9 at Miami 12/31/83

Most First Downs Allowed, Passing, Game

- 18 at Houston 1/3/88 (OT)
- 15 vs. St. Louis 1/8/05
- 14 vs. Denver 12/24/83
at Green Bay 1/4/04 (OT)

Most First Downs Allowed, Penalty, Game

- 4 vs. St. Louis 1/8/05
- 3 L.A. Raiders 12/22/84
- 2 2Times (Last: at Miami 12/29/84)

OFFENSIVE PLAYS**Fewest Opponent Plays Allowed, Game**

- 56 at Miami 12/31/83
- 57 vs. Dallas 1/6/07
- 58 vs. L.A. Raiders 12/22/84

Most Opponent Plays Allowed, Game

- 84 at Houston 1/3/88 (OT)
- 72 at L.A. Raiders 1/8/84
- 70 at Miami 12/29/84
at Green Bay 1/4/04 (OT)

Fewest Opponent Plays Allowed, Rushing, Game

- 25 vs. L.A. Raiders 12/22/84
- 26 vs. Dallas 1/6/07
- 27 vs. St. Louis 1/8/05

Most Opponent Plays Allowed, Rushing, Game

- 50 at Houston 1/3/88 (OT)
- 47 at Cincinnati 12/31/88
- 46 at L.A. Raiders 1/8/84

Fewest Opponent Plays Allowed, Passing, Game

- 21 at Cincinnati 12/31/88
- 23 vs. Pittsburgh 2/5/06
- 26 at Miami 12/31/83
at L.A. Raiders 1/8/84

Most Opponent Plays Allowed, Passing, Game

- 40 vs. Washington 1/14/06
- 38 at Green Bay 1/4/04 (OT)
- 37 vs. St. Louis 1/8/05
vs. Carolina

NET YARDS ALLOWED GAME**Fewest Yards Allowed, Game**

- 240 vs. L.A. Raiders 12/22/84
- 284 vs. Dallas 1/6/07
- 299 vs. Miami 1/9/00

Most Net Yards Allowed, Game

- 437 at Houston 1/3/88 (OT)
- 405 at Miami 12/29/84
- 401 at L.A. Raiders 1/8/84

RUSHING**Fewest Yards Allowed, Rushing, Game**

- 36 vs. Carolina 1/22/06
- 59 vs. Washington 1/14/06
- 78 at Green Bay 1/4/04 (OT)

Most Yards Allowed, Rushing, Game

- 254 at Cincinnati 12/31/88
- 205 at L.A. Raiders 1/8/84
- 178 at Houston 1/3/88 (OT)

Most Touchdowns Allowed, Rushing, Game

- 3 at Cincinnati 12/31/88
- 2 at L.A. Raiders 1/8/84
at Green Bay 1/4/04 (OT)
vs. Pittsburgh 2/5/06
- 1 5Times (Last: vs. St. Louis 1/8/05)

Fewest Touchdowns Allowed, Rushing, Game

- 0 5Times (Last: vs. Dallas 1/6/07)
- 1 5Times (Last: vs. St. Louis 1/8/05)

PASSING**Fewest Net Yards Allowed, Passing, Game**

- 91 at Cincinnati 12/31/88
- 135 vs. L.A. Raiders 12/22/84
- 158 vs. Pittsburgh 2/5/06

Most Yards Allowed, Passing, Game

- 319 at Green Bay 1/4/04 (OT)
- 294 vs. St. Louis 1/8/05
- 262 at Miami 12/29/84

Fewest Touchdowns Allowed, Passing, Game

- 0 at Cincinnati 12/31/88
- 1 10Times (Last: vs. Dallas 1/6/07)

Most Touchdowns Allowed, Passing, Game

- 3 at Miami 12/29/84
- 2 2Times (Last: vs. St. Louis 1/8/05)
- 1 6Times (Last: at Green Bay 1/4/04 [OT])

SACKS

Most Sacks, Game

- 6 vs. L.A. Raiders 12/22/84
- 5 vs. St. Louis 1/8/05

Fewest Sacks, Game

- 0 at Miami 12/31/83
- at Miami 12/29/84
- at Green Bay 1/4/04 (OT)
- 1 vs. Miami 1/9/00
- vs. Pittsburgh 2/5/06

Most Opponents Yards Lost Attempting to Pass, Game

- 49 vs. L.A. Raiders 12/22/84
- 21 vs. Dallas 1/6/07
- 20 vs. Carolina 1/22/06

Fewest Opponent Yards Lost Attempting to Pass, Game

- 0 at Miami 12/31/83
- at Miami 12/29/84
- at Green Bay 1/4/04 (OT)
- 5 vs. Miami 1/9/00
- 8 vs. Pittsburgh 2/5/06

INTERCEPTIONS BY

Most Passes Intercepted By, Game

- 2 5 Times (Last: at Miami 12/29/84)

Fewest Passes Intercepted By, Game

- 0 at Cincinnati 12/31/88
- vs. Miami 1/9/00
- at Green Bay 1/4/04 (OT)
- vs. Dallas 1/6/07
- 1 at Houston 1/3/88 (OT)
- vs. St. Louis 1/8/05

Most Consec. Games, One or More Interceptions By

- 6 1983-84, 1987

Most Yards Returning Interceptions, Game

- 45 vs. Denver 12/24/83
- at Miami 12/29/84
- 28 at Houston 1/3/88 (OT)

Fewest Yards Returning Interceptions, Game

- 0 7 Times (Last: vs. Dallas 1/6/07)

Most Touchdowns Returning Interceptions, Game

None

PUNT RETURNS

Fewest Opponent Punt Returns, Game

- 1 at L.A. Raiders 1/8/84
- vs. Washington 1/14/06
- vs. Carolina 1/22/06
- 2 at Miami 12/31/83
- vs. Pittsburgh 2/25/06

Most Opponent Punt Returns, Game

- 6 vs. Miami 1/9/00
- 4 at Houston 1/3/88(OT)

Most Yards Allowed, Punt Returns, Game

- 63 vs. Miami 1/9/00
- 59 vs. Carolina 1/22/06
- 39 at Green Bay 1/4/04
- 32 at Miami 12/31/83
- vs. Pittsburgh 2/5/06

Fewest Yards Allowed, Punt Returns, Game

- 1 at L.A. Raiders 1/8/84
- 3 vs. Washington 1/14/06
- 5 vs. L.A. Raiders 12/22/84

Longest Return, Allowed, Game

- 59 vs. Carolina 1/22/06 (TD)
- 25 vs. Miami 1/9/00
- 24 at Miami 12/31/83

Most Touchdowns Allowed, Punt Return, Game

- 1 vs. Carolina 1/22/06 (Steve Smith)

KICKOFF RETURNS

Fewest Opponent Kickoff Returns, Game

- 2 3 Times (Last: vs. Pittsburgh 2/5/06)
- 3 3 Times (Last: vs. Miami 1/9/00)

Most Opponent Kickoff Returns, Game

- 7 vs. Carolina 1/22/06
- 6 3 Times (Last: at Green Bay 1/4/04 [OT])
- 5 2 Times (Last: vs. Washington 1/14/06)

Fewest Yards Allowed, Kickoff Returns, Game

- 28 vs. L.A. Raiders 12/22/84
- 43 vs. Pittsburgh 2/5/06
- 46 at L.A. Raiders 1/8/84

Most Yards Allowed, Kickoff Returns, Game

- 160 vs. Dallas 1/6/07
- 143 vs. Carolina 1/22/06
- 118 vs. Denver 12/24/83

Longest Return Allowed, Game

- 93t vs. Dallas 1/6/07
- 47 vs. Miami 1/9/00
- 29 at Green Bay 1/4/04 (OT)

Most Touchdowns Allowed, Kickoff Returns, Game

- 1 vs. Dallas 1/6/07

TURNOVERS

Number of times losing ball on interceptions and fumbles

Most Opponents' Turnovers, Game

- 5 at Miami 12/31/83
- 4 at L.A. Raiders 1/8/84
- vs. Carolina 1/22/06
- 3 vs. Denver 12/24/83
- vs. L.A. Raiders 12/22/84

Fewest Opponents' Turnovers, Game

- 0 vs. Miami 1/9/00
- at Green Bay 1/4/04
- 1 vs. St. Louis 1/8/05 (1-Int)
- vs. Washington 1/14/06 (1-Fum)
- vs. Dallas 1/6/07 (1-Fum)
- 2 4 Times (Last: vs. Pitt 2/5/06 (2-Int))


TIME OF POSSESSION

Least Time of Possession Allowed, Game

- 18:09 vs. Carolina 1/22/06
- 25:02 at Miami 12/31/83
- 25:41 vs. L.A. Raiders 12/22/84


Most Time of Possession Allowed, Game

- 47:44 at Houston 1/3/88 (OT)
- 37:06 at L.A. Raiders 1/8/84
- 35:48 at Miami 12/29/84



A TRADITION CONTINUES

In 2003, the Seahawks fans were honored once again, this time with a flag. The tradition of the 12th Man Flag began October 12, 2003, when 12 original season ticket holders hoisted the flag versus the San Francisco 49ers. Now, at every home game just before kickoff, the flag is raised in honor of the 12th Man. From former Seahawks greats, to local celebrities and sports personalities, being called upon to raise the flag has become an honor within itself. The flag has become a symbol of Seahawks supporters all over the Northwest and the spirit of community that the organization and fans share.

**Josh Lucas****Kasey Kahne****Pike Place Market Fish Mongers****Cortez Kennedy**

ALL-TIME 12TH MAN FLAG RAISERS**2003**

| Date | Opponent | Flag Raiser |
|-------|---------------|--|
| 10/12 | San Francisco | 12 Original Season Ticket Holders |
| 10/19 | Chicago | Cortez Kennedy (Former Seahawks DT) |
| 11/02 | Pittsburgh | Curt Warner (Former Seahawks RB) |
| 11/16 | Detroit | Steve Largent (Former Seahawks WR) |
| 11/30 | Cleveland | Mike McCormack (Former Seahawks GM) |
| 12/21 | Arizona | Frosty Westering (Former PLU Head Coach) |

2004

| | | |
|----------|---------------|---|
| 08/21 | Denver | Steve Raible & Warren Moon (Seahawks Broadcast Team) |
| 09/02 | Minnesota | Bret McClure, Tara & Dana Kirk (Local Olympians) |
| 09/26 | San Francisco | Dave Krieg (Former Seahawks QB) |
| 10/10 | St. Louis | Don James (Former UW Head Football Coach) |
| 10/31 | Carolina | Eugene Robinson (Former Seahawks S) |
| 11/21 | Miami | Chuck Nelson & Jack Thompson (Former UW Kicker, WSU QB Representing Apple Cup Week) |
| 11/28 | Buffalo | John Nordstrom (Representing Original Ownership) |
| 12/06 | Dallas | Edgar Martinez (Former Mariners Great) |
| 12/24 | Arizona | Rangers from Ft. Lewis (In Honor of Pat Tillman) |
| 01/02/05 | Atlanta | Mothers of Seahawks Players |
| 01/08/05 | St. Louis | Ring of Honor Members |

2005

| | | |
|----------|---------------|---|
| 08/22 | Dallas | David Eger (Inaugural BGSC Champion) |
| 09/02 | Minnesota | Sam McCullum (Former Seahawks WR) |
| 09/18 | Atlanta | Joe Nash (Former Seahawks NT) |
| 09/25 | Arizona | Chuck Knox (Former Seahawks Head Coach) |
| 10/16 | Houston | Ed Viesturs (World Renowned Mountain Climber) |
| 10/23 | Dallas | Efren Herrera (Former Seahawks K) |
| 11/13 | St. Louis | Manu Tuiasosopo (Former Seahawks DT) |
| 11/27 | N.Y. Giants | Lorenzo Romar (UW Men's Basketball Coach) |
| 12/11 | San Francisco | Kenny Easley (Former Seahawks S) |
| 12/24 | Indianapolis | Jack Patera (Original Seahawks Head Coach) |
| 01/14/06 | Washington | Ken Hamlin (Former Seahawks S) |
| 01/22/06 | Carolina | Paul Allen (Seahawks Chairman) |

2006

| | | |
|----------|---------------|---|
| 08/12 | Dallas | Hugh McElhenny (Pro Football Hall of Fame) |
| 08/31 | Oakland | Norm Johnson (Former Seahawks K) |
| 09/17 | Arizona | Cortez Kennedy (Former Seahawks DT) |
| 09/24 | N.Y. Giants | Pike Place Market Fish Mongers |
| 10/22 | Minnesota | Dave Niehaus (Mariners Broadcaster) |
| 11/06 | Oakland | Warren Moon (Pro Football Hall of Fame) |
| 11/12 | St. Louis | Lenny Wilkens (Former Seattle Sonics Coach) |
| 11/27 | Green Bay | Kasey Kahne (NASCAR Driver) |
| 12/14 | San Francisco | Bill (The Beerman) Scott |
| 12/24 | San Diego | Josh Lucas (Actor) |
| 01/06/07 | Dallas | Marcus Trufant (Current Seahawks CB) |

SEA GALS



28 women make up the Sea Gals, a sideline dance group that balances a busy schedule of practicing, performing and making public appearances in the community throughout the year.

Sherri Thompson, who has been involved with the Sea Gals since 1981 as a squad member (1981-83) and choreographer (1984-86) will begin her 21st year as director. Her assistants are Robin Houlbjerg and Shannon Kingsley, also former Sea Gals.

In addition to numerous practices and game day performances, the Sea Gals are heavily involved in the community, donating much of their time to benefit local charities and organizations.

The Sea Gals hold an annual fund-raising event to provide Christmas presents for the women and children living at a local women's shelter. The dance group also established the Sea Gal's Guild at Children's Hospital, which they



Sea Gals Director Sherri Thompson

contribute to annually.

The Sea Gals have also developed a "Show Group," a one-hour variety show that includes character dance routines, singing and crowd participation for all ages. The Show Group has performed across the nation, Middle East and European military bases. Information about the Sea Gals can be obtained by accessing www.seahawks.com or by calling (425) 827-9777.



The 2007 Sea Gals

Blitz, the Seahawks mascot is the big blue bird with crazy hair. He makes sure that Qwest Field is the loudest, most exciting place to play in the NFL. He is also the Seahawk's biggest fan! Along with football, Blitz loves to exercise his brain and body. He goes to the gym everyday, eats healthy foods and reads anything he can get his wings on. Blitz also launched a statewide "Ready, Set, Goals" literacy program, designed to enhance reading comprehension, writing, and goal-setting skills among 3rd through 6th grade students. Three classes per month are selected at random to participate in a live video conference with Blitz and a Seahawks player or Sea Gal. Blitz is available for parades, parties and corporate event appearances. For booking information please visit Seahawks.com.



Blitz playing the drums with one of Seattle's biggest fans



Blitz leads the team on the field

BLUE THUNDER

Seahawks Blue Thunder is the heartbeat of the fans. This high-energy, entertainment drumline was established in 2004 at Qwest Field, performing throughout the stadium before, during and after games. Not your typical drumline, Blue Thunder uses a variety of rhythms and visuals, incorporating rock and roll drumming along-side drum corps style, endearing them to Seahawks fans of all ages. Blue Thunder is also available for parades, parties and corporate event appearances.

For booking information please visit Seahawks.com.



KIDS CLUB



The Seattle Seahawks Kids Club is the premier kids club in the Pacific Northwest, offering young fans, 14 and under, the opportunity to uniquely connect with the Seattle Seahawks. Members enjoy benefits such as a membership kit, exclusive events, member only e-blasts, contests, and special mailings throughout the year. Fans can sign up online at Seahawks.com.



TOUCHDOWN CITY



The Seattle Seahawks are dedicated to providing our fans with a unique game-day entertainment experience. Part of this commitment to the fan experience is the development of Touchdown City. Located in the Qwest Field Event Center, Touchdown City is a high energy interactive theme park where fans can experience the pageantry and spectacle

of the NFL before each Seahawks home game.

Touchdown City has something for fans of all ages and interests. You can test your quarterbacking accuracy, get timed in the 40 yard dash, and participate in other interactive exhibits that test your football skills or knowledge. For those who want to relax and watch NFL games from across the country, there's Touchdown City's "Linebacker Lounge," a sports bar with a giant 40' X 48' projection screen.

Touchdown City features more than twenty-five entertaining exhibits including a full scale Seahawks locker room replica, inflatable games, a broadcast booth where you make the calls, Measure up to the Pros football combine, 710 KIRO's pre-game broadcast stage, Seahawks Alumni autographs, face painting booth, and energizing performances by the Sea Gals and the Seahawks "BlueThunder" drumline.

Admission into Touchdown City is free and open to all Seahawks fans three hours before each home game. Touchdown City is located inside the Qwest Field Event Center, which is connected to the south end of Qwest Field.



SEA HAWKERS 2007

Just as the Seattle Seahawks are entering 2007 with renewed energy, the Sea Hawks Booster Club enters the new year with some energy of their own.

MEMBERSHIP

There is strength in numbers, and this year the Sea Hawks will be looking to attract a new legion of members. The Sea Hawks will be actively recruiting through membership drives, as well as an increased visibility in the media, in the stands, and in the community. Look for them at an event near you!

BENEFITS

In 2007, a Sea Hawks Membership Card will be your ticket to events not available to the general public. The Sea Hawks have always enjoyed "mem-

bers-only" events: a BBQ at the Kirkland Headquarters, the annual Sea Hawks Spring Banquet at the stadium, and much more. However, this year that list includes a Sea Hawks-only tailgate area at the Qwest Events Center prior to each game.

CHARITY EVENTS

Since their inception in 1976, the Sea Hawks have been involved in helping charities throughout the community. This year the Sea Hawks will again support the Boyer's Children's Clinic "Thunder Ride," and many other Sea-hawks supported charity events.

The Sea Hawks expect to do great things in 2007. Join us and be part of the fun! Call us at 1-888-Hawk-Fan or visit us in the Fan Zone at www.Seahawks.com.



SEAHAWKS PRO SHOP

Located inside Qwest Field, the Seahawks Pro Shop features official sideline product and the best selection of Seahawks merchandise available. Shoppers will find everything from Seahawks sweatshirts to water bottles, as well as their favorite player's jersey.

During the season, fans are encouraged to come meet their favorite player at the weekly autograph sessions. For the best selection of Seahawks merchandise, fans can also shop www.seahawks.com and visit the Pro Shop online. For more information fans can call 206-682-2900.



K Josh Brown takes a photo during his autograph session at the Pro Shop. Every Tuesday during the regular season, a player appears at the Pro Shop to meet fans and sign autographs.

SEAHAWKS ALUMNI

KEEPING THE SEAHAWKS LEGACY ALIVE

Seahawks alumni continue to make their mark off the playing field by making various appearances year after year.

After giving their heart and soul during their playing days with the Seahawks and the National Football League, they continue that drive and urgency off the field well after their professional playing days are over.

Seahawks alumni in the state of Washington made over 150 appearances in 2006. Those visits ranged from community celebrations to check presentations and everything in between.

Former players like Charle Young, (TE, 1983-85), Sam Adkins (QB, 1977-82), Blair Bush (C, 1983-88), Randall Morris (RB, 1984-88), and Manu Tuiaosopo (DT, 1979-83) all participated in community events that left lasting impressions on everyone involved.

Seahawks alumni are also successful in business and politics as well.

Steve Largent (WR, 1976-89) is the lone Seahawks player in the NFL Hall of Fame and has made his mark in national politics as a U.S. Congressman in the

1st District of the State of Oklahoma. In 2002, his run for Governor of Oklahoma was unsuccessful, but he continues to make a difference with community organizations.

His 13,089 yards and 100 touchdowns made him an instant choice for the prestigious honor in his first year of eligibility. He

is in the Seahawks Ring of Honor (1989) and was inducted into the Washington Sports Hall of Fame.

Seahawks Ring of Honor inductee Jacob Green, (DE, 1980-91), gives back to the community year in and year out.

Green, the Seahawks' all-time sack leader with 116.0, is the celebrity host of a golf outing each year. The Jacob Green Charity Golf Classic benefits the Fred Hutchinson Cancer Research Center and has raised over a million dollars since 1988.

Steve Raible (WR, 1976-81) an original member of the Seahawks, now enters his 26th season broadcasting Seahawks games for KIRO Radio.

Sam McCullum (WR, 1976-81), is the president and owner of Meat Distributors and Central Food Sales in Kirkland and Renton, Wash. McCullum ranks in three receiving categories: pass receptions, receiving yards, and receiving touchdowns. He now supplies meat to restaurants, hotels, and schools in Washington.

Kenny Easley (S, 1981-87) is the former owner of the Norfolk Nighthawks, an Arena Football League team in Virginia. His three interceptions versus the San Diego Chargers in October 1984 still ties a Seahawks record. In 2002, Easley became only the sixth player to be inducted into the Seahawks Ring of Honor.



Former Seahawks DT Cortez Kennedy, WR Steve Largent participated in the Rumble at the Ridge.

TELEVISION

Seahawks Broadcasting is the Emmy® Award winning in-house production and syndication unit of the Seattle Seahawks. Now in its tenth season, Seahawks Broadcasting produces some of the most-watched and critically acclaimed sports broadcasts in the Pacific Northwest including the first NFL Team broadcast of a game in HDTV.

SEAHAWKS TELEVISION NETWORK

Kick off the 2007 season with the Seahawks preseason telecasts on the Seahawks Television Network. Check Seahawks.com for the Seahawks Television Network affiliate in your area.

PRESEASON FOOTBALL

| | | | |
|---------------------|----------------------|---------------|--------------|
| Sunday, August 12 | @ San Diego Chargers | 5:15 p.m. PDT | NBC (KING 5) |
| Saturday, August 18 | @ Green Bay Packers | 5:00 p.m. PDT | KING |
| Saturday, August 25 | Minnesota Vikings | 6:00 p.m. PDT | KING |
| Thursday, August 30 | Oakland Raiders | 7:00 p.m. PDT | KING |

STN - Seahawks Television Network (check Seahawks.com for local stations).

VERNE LUNDQUIST - PLAY-BY-PLAY

Legendary announcer Verne Lundquist returns to the Seahawks broadcast team for his fourth season of preseason telecasts. The lead play-by-play announcer for CBS' coverage of college football, Verne has also worked with Terry Bradshaw and Dan Fouts on CBS' NFL broadcasts. Lundquist provides commentary for Masters, PGA Championship, among other PGA Tour events and 2007 marked his 23rd year covering the Masters.

Verne has broadcast 20 different sports for CBS and serves as play-by-play announcer for CBS's coverage of NCAA Basketball, including Men's NCAA Basketball Championship and the lead play-by-play announcer for CBS' coverage of figure skating. He also was the long-time radio voice for the Dallas Cowboys (1972-84).

Verne grew up in Everett, Washington and currently resides in Steamboat Springs, Colorado with his wife Nancy where he serves on the Board of Directors of the summer chamber music festival, Strings in the Mountains.

WARREN MOON - ANALYST

Hall of Fame quarterback, Warren Moon, returns to the Seahawks broadcast team for his fifth season as the preseason television analyst. Moon served as the preseason analyst for the 2002 and 2003 seasons before returning to the tv booth in 2005. He will move back to the Seahawks radio booth as the in-game analyst once the regular season commences and has spent recent years as a Westwood One radio analyst and sideline reporter while also spending time in the booth during Fox Sports Net's Pac-10 College Game of the Week.

"SEAHAWKS ALL-ACCESS"

Join former Seahawks QB Warren Moon and FSN's Angie Mentink for "Seahawks All-Access" each week during the regular season. As the title implies, "All-Access" gives the Seahawks fan a perspective on the club not seen anywhere else through in-depth analysis, interviews and features. Catch "Seahawks All-Access" each Thursday night on FSN.

"MIKE HOLMGREN Q&A"

Join Mike Holmgren each week for the Mike Holmgren Q&A. Be there for an uncensored look as Coach Holmgren answers the tough questions and provides insights into that week's thought process as he sits down with the media during his weekly press conference. And get the inside information from Seahawks players as they prepare for their upcoming game. Catch the Mike Holmgren Q&A exclusively on FSN. Check Seahawks.com for dates, times and stations.

2007 BROADCASTING

SEAHAWKS RADIO NETWORK

Seahawks Radio can once again be found on 710 KIRO AM, the flagship station for the 2007 season. Wall to wall coverage begins each game day with the "Pregame Huddle" hosted by Dori Monson and joined by former Seahawks Paul Moyer, Sam Adkins, Dave Wyman and Brock Huard. Steve Raible and Warren Moon follow with the call of the game, and the broadcast day concludes with a post-game show featuring interviews with Seahawks players and "Hawk Talk" in which fans can call-in and discuss the Seahawks. Check Seahawks.com for the Seahawks Radio Affiliate in your area.

"SEAHAWKS HUDDLE"

"Seahawks Huddle," the club's weekly radio show, can be heard on 710 KIRO every Wednesday from 7:00-9:00pm. Beginning August 8, the "Huddle" offers an inside look at the Seahawks and the NFL and features Seahawks players, coaches and guests from around the League.

STEVE RAIBLE - PLAY-BY-PLAY

Steve Raible returns for his 26th season in the radio booth, his fourth as the play-by-play announcer and "Voice of the Seahawks" after 22 seasons as the Seahawks analyst. An original member of the Seahawks, Raible played wide receiver from 1976-81 and has missed only four games in the franchise's history, either as a player or broadcaster after suffering a collapsed lung vs. Oakland in 1981. Steve has also co-authored the book, "Tales from the Seahawks Sideline" with Tacoma NewsTribune beat writer, Mike Sando. Following his football career, Steve joined KIRO-TV where he has won five local Emmy Awards including two for "Best Anchor." He currently anchors KIRO-7 Eyewitness News at 5:00, 6:00 and 11:00.

One of the Northwest's favorite masters of ceremonies, Steve has twice been honored with the United Way Community Service Award and was named Outstanding Role Model of 2000 by Big Brothers/Big Sisters. He was also recently honored by Governor Christine Gregoire proclaiming May 4th 2005 as Steve Raible Day in honor of his community activities. He was also a 2001 recipient of the prestigious NCAA Silver Anniversary Award along with former Seahawks teammate, Steve Largent. A graduate of Georgia Tech and a member of the school's athletic Hall of Fame, Steve lives in Seattle with his wife, Sharon.

WARREN MOON - ANALYST

Hall of Fame quarterback, Warren Moon, returns to the Seahawks radio team for his fourth season after serving as the preseason television analyst for the previous two seasons. After finishing a playing career in which he was nominated to an NFL record eight straight Pro Bowls (1988-95), adding a ninth overall in 1997, Moon has become one of football's leading broadcast analysts. He has spent recent years as a Westwood One radio analyst and sideline reporter and also spent time in the booth during Fox Sports Net's Pac-10 College Game of the Week.

The 17-year NFL veteran played for the Seahawks from 1997-98, setting the franchise record for passing yards in one season with 3,678 in 1997, surpassed by Matt Hasselbeck in the 2003 season. He also ranks in the top-three of 11 categories all-time in the NFL record books, including most career passing yards (third with 49,325), most career completions (third with 3,988), most yards passing in a single game (second with 527) and most career 400+ passing games (tied for second with seven).

Named the NFL's Man of the Year in 1989 for his work in the community, Warren established the Crescent Moon Foundation in 1989 to raise money for college academic scholarships in Seattle, Los Angeles, Houston, and Minneapolis/St. Paul. He remains active in charity work, co-hosting a celebrity golf tournament with Steve Pool which benefits Seattle's Children's Hospital. Additionally, Warren has worked as an ambassador for the NFL promoting the game of football both nationally and internationally to young people.



Warren Moon waves to the crowd the day before being inducted into the Hall of Fame.



TELEVISION NETWORK

PRESEASON TELECASTS

WASHINGTON

| | Station | Network |
|------------|-----------|---------|
| Seattle | KING - 5 | NBC |
| Spokane | KAYU - 28 | FOX |
| Tri-Cities | KFFX - 66 | FOX |
| Yakima | KCYU - 68 | FOX |

IDAHO

| | | |
|------------|-------------|-----|
| Boise | KNIN TV - 9 | UPN |
| Twin Falls | KSAW - 52 | ABC |
| Sun Valley | KSAW - 52 | ABC |

OREGON

| | | |
|---------------|-----------|-----|
| Bend | KFXO - 39 | FOX |
| Eugene | KEZI - 9 | ABC |
| Klamath Falls | KDKF - 31 | ABC |
| Medford | KDRV - 12 | ABC |
| Portland | KPTV - 12 | FOX |

ALASKA

| | | |
|-----------|-----------|-----|
| Anchorage | KIMO - 13 | ABC |
| Fairbanks | KATN - 2 | ABC |
| Juneau | KJUD - 8 | ABC |

SEAHAWKS ALL-ACCESS

| | Station | Network |
|------------------|---------|---------|
| Northwest Region | FSN NW | FOX |

MIKE HOLMGREN Q&A

| | Station | Network |
|---------|--------------|---------|
| Seattle | ESPN2 | Cable |
| Seattle | Comcast - 17 | HSN |

RADIO NETWORK

WASHINGTON

| | Station | Frequency |
|--------------|---------|-----------|
| Aberdeen | KWOK | 1490 AM |
| Bellingham | KPUG | 1170 AM |
| Centralia | KMNT | 104.3 FM |
| Colfax | KMAX | 840 AM |
| Colville | KCVL | 1240 AM |
| Ellensburg | KXLE | 1240 AM |
| Forks | KBIS | 1490 AM |
| Grand Coulee | KEYG | 98.5 FM |
| Longview | KEDO | 1400 AM |
| Moses Lake | KBSN | 1470 AM |
| Mt. Vernon | KBRC | 1430 AM |
| Olympia | KGY | 1240 AM |
| Omak | KNCW | 92.7 FM |
| Port Angeles | KONP | 1450 AM |
| Prosser | KZXR | 1310 AM |
| Seattle | KIRO | 710 AM |
| Shelton | KMAS | 1030 AM |
| Spokane | KXLY | 920 AM |
| Tri-Cities | KONA | 610 AM |
| Walla Walla | KUJ | 1420 AM |
| Wenatchee | KPQ | 560 AM |
| Yakima | KIT | 1280 AM |

MONTANA

| | | |
|-----------|------|---------|
| Kalispell | KJJR | 880 AM |
| Missoula | KGRZ | 1450 AM |

ALASKA

| | Station | Frequency |
|------------|---------|-----------|
| Anchorage | KBFX | 100.5 FM |
| Cordova | KLAM | 1450 AM |
| Haines | KRSA | 94.9 FM |
| Juneau | KINY | 800 AM |
| Petersburg | KRSA | 580 AM |
| Sitka | KRSA | 94.9 FM |
| Wrangell | KRSA | 94.9 FM |

BRITISH COLUMBIA


| | | |
|-----------|----------|---------|
| Vancouver | THE TEAM | 1040 AM |
|-----------|----------|---------|

IDAHO

| | | |
|---------------|------|---------|
| Coeur d'Alene | KVNI | 1080 AM |
| Lewiston | KCLK | 1430 AM |
| Pocatello | KSEI | 930 AM |
| Rexburg | KRXK | 1230 AM |

OREGON

| | | |
|------------|------|---------|
| Astoria | KKEE | 1230 AM |
| Bend | KWLZ | 96.5 FM |
| Coos Bay | KHSN | 1230 AM |
| Eugene | KPNW | 1120 AM |
| Lebanon | KGAL | 1580 AM |
| Pendleton | KTIX | 1240 AM |
| Portland | KXL | 750 AM |
| The Dalles | KODL | 1440 AM |



Qwest Field is the home of the Seahawks where they are 27-6 since week 16 of the 2002 season



In 1996, Paul G. Allen obtained an option to purchase the Seattle Seahawks and launched a campaign to win public support for a new world-class football/soccer stadium and exhibition center. Six years later, the dream became reality as the Seahawks opened the 2002 pre-season against the Indianapolis Colts in new Seahawks Stadium, renamed Qwest Field on June 2, 2004. The facility, built atop of the site of the Kingdome, is not only home to the Seahawks, but the stadium accommodates many levels of soccer competition, including Major League Soccer, amateur, international, World Cup and collegiate soccer.

Qwest Field is designed with a 67,000 seat capacity, with 5,000 additional seats available for special events, and 1,400 seats for fans with disabilities. With a roof covering 70 percent of the seating

area, fans will enjoy wide, comfortable seats with sideline seating a mere 52 feet from the playing field and end-zone seats just 40 feet from the action. The facility also features a dozen elevators and expansive concourses with an ample provision of concessions stands and restrooms.

In addition to having perfect views of the field and surrounding areas, fans experience elements of diversity and culture in part of the Stadium Art Program. In 1998, a request for qualifications yielded a total of 254 responses from around the United States and Canada. After reviewing the full range of submissions, 12 artists and projects were selected. Today, the stadium includes nearly \$2 million worth of art. For more information about the Seahawks new home, go to qwestfield.com.

QWEST FIELD FACTS & FIGURES

- 67,000 fixed seats – can be expanded to 72,000
- 63 restrooms (799 toilets/364 urinals) – twice as many as the Kingdome
- 1,400 seats for people with disabilities and their companions – compared to 70 at the Kingdome
- 10,000 cubic yards of concrete – equal to a 3' sidewalk from Seattle to Boise, ID
- 3,756 miles of cable – could reach from Seattle to just beyond the Panama Canal
- Over 800 televisions
- 12 elevators – compared to three at the Kingdome
- 50 Concession stands/47 Beer Concessions – twice as many per person as the Kingdome
- The roof is 760 feet long – the same as three Boeing 747's parked end-to-end
- The roof is 210,000 square feet – enough to cover 3.5 football fields
- The FieldTurf production used more than 35,000 recycled ground-up tennis shoes and 30,000 recycled ground up tires
- The roof contains 5,700 tons of steel – equal to 35 Statues of Liberty or 1,000 Orca whales
- 100% of the concrete from the Kingdome was processed and recycled (50% built into Qwest Field)
- Wide concourses offer outstanding views of the Seattle skyline, Safeco Field, the Cascades and Mt. Rainier, Puget Sound and the Olympic Mountains.
- There is a 2,000 car garage – part of 6,500 spaces near Qwest Field.

QWEST FIELD FUNDING

The \$430 million facility is owned by the public and was funded by a private-public partnership. Private contributions totaled at least \$130 million, while the public contributed up to \$300 million through a lottery and a variety of taxes generated by events in the stadium/exhibition center.

A breakdown of the funding package:

- \$130 million private investment led by Paul Allen
- \$127 million from new, sports related games, similar to the Mariners' baseball-themed scratch games
- \$101 million in sales taxes collected in King County attributable to events in the stadium/exhibition center
- \$56 million from facility admission and parking taxes
- \$15 million from extending King County's share of the existing hotel-motel tax
- \$1 million per year of in-kind advertising for the new lottery games will be provided by Paul Allen
- All excess stadium revenues will fund youth athletic facilities throughout Washington State in addition to a \$10 million contribution from Paul Allen
- \$14 million of the public contribution will come from interest earned on the \$50 million private contribution from Paul Allen
- Paul Allen agreed to pay for any construction cost overruns
- As an added measure, the debt on the Kingdome was retired, freeing property taxes for other purposes

FIRST & GOAL INC.

In June of 1997, Washington State voters approved a funding package to build a new football/soccer stadium and exhibition center. With that, Paul G. Allen and Football Northwest created First & Goal Inc., an entity that represented the interests of Qwest Field in the construction of the new stadium and now manage the stadium and exhibition center on a daily basis.

CLUB WELLS FARGO

Club Wells Fargo offers an atmosphere complete with Northwest furnishings, video options, and fresh food and beverage selections. Guests are immersed in a sophisticated and energetic dining scene that celebrates great moments in Seahawks history and captures the ambiance of Seattle's most delicious hot spots.



GRILL 12 (MINI RESTAURANT): In honor of the fans, the grill dishes up juicy burgers, sensational sandwiches and Seattle-style seafood favorites.

SIZZLE 360 DEGREES: This large, flat-top, circular Mongolian Grill delivers much more than a visual wow factor. Spice-loving fans get their kicks with offerings such as Hot Honey Cumin Chicken Stix, Thai BBQ Shrimp Sizzle Fry, and Sausage-Spiked Dim Sum.

CATCH!: This energetic spot is inspired by Seattle's quintessential seafood markets, and the fish are every bit as fresh. Savor the Salmon Plank Sandwich or Crab-cake with paprika aioli.

CIAO DOWN: Freshly made flatbreads from a wood-burning oven, hand-tossed pastas, crisp salads... the name says it all!

PLAYERS LOFT: A behind the scene look at the Seahawks locker room, full of player memorabilia capturing exciting moments in Seahawks history.

COACHES LOFT: A comfortable place to enjoy the game while taking an inside look at the Seahawks coaches and what it takes to lead a team.

BLUE LOFT: This spot captures the passion of the Seahawks and provides a cool, calm place to enjoy the game.

GREEN LOFT: This area is a great place to hang out with your guest and relax while enjoying the stylish club-like ambiance.

The four new lofts are exclusively for Club One and Two ticket holders.



Club Wells Fargo at Qwest Field



- PLAYER BLOGS
- KIDS CLUB
- PODCASTS

- MACK STRONG REPORT
- TRAINING CAMP
- ROOKIE REPORT

Online fans all over the world have the opportunity to stay up-to-date with Seahawks news by logging on to www.seahawks.com, the official web site for the Seattle Seahawks.


Fans are encouraged to become Hawk Mail members. The free e-mail subscriptions notifies on-line users of breaking news, upcoming events, changes to the site and numerous downloadable screen-savers of photos from game action each month.

Fans are able to read game previews, post game summaries, player spotlights, community events and Seahawks news from "Seahawks Insider" Mike Kahn. Fans are encouraged to send Kahn questions and comments to his mail bag which he answers weekly. The site also includes exclusive game day coverage with in-depth analysis, inside photos and scoring updates. Tony Ventrella provides web cam coverage at practice and on game day.

The format of the front page makes Seahawks.com easy to view for all computer screen sizes. Fans may also tune in and listen to Coach Holmgren's weekly Monday and Wednesday news conferences.



KINGDOME



The **Kingdome** was originally located on **35.9 acres**. Due to construction of the new parking garage and exhibition center the acreage is now 23.9 acres.

The Kingdome had the **largest concrete roof in the world** - 7.85 acres. A new roof and ceiling was completed in 1994. The new ceiling had improved acoustics through the use of a spray on cellulose material.

The building itself, contained **52,800** cubic yards of concrete and **443 tons** of structural steel.

It was **250 feet high** and **660 feet across** to the inside walls making it wider than the Space Needle is tall.

The Kingdome hosted **football, soccer, baseball, basketball, tennis, volleyball, rodeos, motor sports, concerts, meetings and trade & consumer shows** of all types.

The Kingdome boasted the 43rd largest facility exhibition space in North America.

More than **72 million people** entered the Kingdome through a variety of entertainment over 23 years.

Over **3,250** major events were held and many hundreds of smaller special events.

The largest event attendance at the Kingdome was 74,000, set on May 14, 1976 during a **Billy Graham Crusade**.

Original cost, including property, was \$67 million; another \$47 million in capital improvements was added over the years. The remaining debt on both the original cost and capital improvements is \$57 million.

TOP 10 MOMENTS*

November 7, 1976

First home win versus the Atlanta Falcons

November 16, 1981

First regular season victory over San Diego on Monday Night Football after eight straight previous defeats

December 24, 1983

First home playoff win versus the Denver Broncos

November 4, 1984

NFL record four interceptions returned for touchdowns against the Kansas City Chiefs

December 2, 1984

Clinched a playoff berth with a 38-17 win over Detroit

December 22, 1984

Eliminated defending Super Bowl Champion Los Angeles Raiders in the AFC Wild Card Game at the Kingdome

October 6, 1986

Steve Largent breaks the NFL record for consecutive games with a pass reception against San Diego on Monday Night Football

December 11, 1988

Seahawks score on their first six possessions in a 42-17 victory over the Denver Broncos/Largent hit on Mike Harden.

November 30, 1992

Play-by-play announcer Pete Gross is inducted into the Seahawks Ring of Honor

November 3, 1996

John Friesz threw for 323 yards, the first 300-yard passing game since 1990 in a 23-16 win over the Houston Oilers

**Top 10 Moments as voted on by Seahawks fans via the team's official web site, www.seahawks.com, prior to the final regular season game played on December 26, 1999.*

The roof and ceiling renovation was **\$70 million**.

The total debt on the Kingdome is \$127 million with the majority of it due to be retired in the year 2016.

Annual payments of \$6.3 million are received from a 2% hotel/motel room tax and a 1% rental car tax. This pays for the original construction, the roof and ceiling repair and millions of dollars in improvements.

The stadium employed 70 full-time staff and up to 1,200 part-time event personnel.

At one point, the Kingdome was home to four professional sports- **baseball, football, basketball and soccer** (*Seattle Sounders*).

The Kingdome was imploded on March 26, 2000.

HUSKY STADIUM



The **Seattle Seahawks** played their entire 2000 and 2001 home schedule at **Husky Stadium**. With the demolition of the Kingdome and creation of the new football stadium, the Seahawks looked to the home of the Washington Huskies for the 2000 and 2001 NFL seasons.

Seating capacity at Husky Stadium for Seahawks games was 68,589, with nearly 70 percent of those seats between the end-zones.

The Seahawks played three regular season and two preseason games at the stadium in 1994, when ceiling tiles fell from the

Kingdome's roof.

Built in 1902 at a cost of \$600,000, the stadium's initial capacity was 30,000. The stadium officially opened on November 27, 1920, when Dartmouth defeated the University of Washington, 28-7.

Capacity was increased to 40,000 in 1936 and again to 55,000 in 1950. The second of these upgrades included roof-covered seats in the south stands and cost \$1.7 million.

The current press box was originally constructed as part of the 1950 expansion.

An additional 4,000 seats were added in 1968, to take capacity to 59,000.

Husky Stadium became just the second stadium to don AstroTurf, when it replaced the original natural grass in 1968. The University of Washington supplied more than 200 pairs of shoes for opponents, due to the rarity of the surface.

The turf was replaced in 1972, 1977, 1987, 1995, and new FieldTurf was laid down in 2000.

Seating capacity increased one more time in 1987, in a \$13 million project.

TEAM HEADQUARTERS



On June 18, 1986, the Seattle Seahawks moved into their office and training headquarters adjacent to Northwest College in Kirkland, Washington.

The two-story building went through major renovation that was completed in 1999, to create a first-class facility. The lower-level houses meeting rooms, locker rooms for the players and coaches, training and equipment rooms as well as an expanded strength and conditioning area.

Upstairs houses the administrative offices, coaches offices, and conference rooms.

The Seahawks are able to practice on three regulation fields, two natural grass and one artificial turf. The original turf field was replaced by a new one in 1997. That field is then covered by an inflatable bubble as the weather worsens.

To reach the headquarters from Seattle,

take Highway 520 East and exit at the Kirkland Exit. Go right onto Northrup Way and left onto 108th Avenue NE (next light). Follow 108th for approximately one mile and turn right onto NE 53rd St. Continue to the top of the hill, passing the player and staff entrance on your left. Turn left at top of the hill into the visitor's parking area.

From the Eastside, take Highway 520 West from I-405 and exit onto 108th Avenue NE. Turn right at the stop sign at the end of the exit and proceed up the hill on 108th. Go approximately one mile to NE 53rd Street and turn right. Turn left at top of the hill into the visitor's parking area.

From Southbound on I-405, take the N.E. 70th Street Exit. Take a left at N.E. 72nd Place and another left at 108th Avenue N.E. Go approximately one mile to NE 53rd Street and turn left. Turn left at top of the hill into the visitor's parking area.

From Sea-Tac Airport, follow the signs to I-405 North. Exit onto Highway 520 Westbound (Seattle) after 20-25 minutes. Take Highway 520 from I-405 and exit onto 108th Avenue NE. Turn right at the stop light at the end of the exit and proceed up the hill on 108th. Go approximately one mile to NE 53rd Street and turn right. Turn left at top of the hill into the visitor's parking area.

Qwest Field



Qwest Field, Qwest Field Event Center, and the Seattle Seahawks continue to be the leader in offering technology and services for all Seahawks fans. Again for this season, fans using their Seattle Seahawks Extra Points™ MasterCard® with PayPass™ will — in addition to earning points for great Seahawks Rewards be able to **“Tap N Go”** at concession stands. PayPass™ is the new contactless payment feature that speeds you through your purchase and back to the game. With PayPass,™ there is:

- **NO FUMBLING WITH CASH**
- **NO NEED TO WAIT FOR A RECEIPT**
- **NOTHING TO SIGN**

PayPass™ will get you back to your seat fast and you will never miss a play. Just one tap of your Seahawks Extra Points MasterCard® with PayPass™ and you're good to go. It works just like your traditional MasterCard card — but no more swiping or giving your card to cashiers. No fishing for coins or waiting for change. PayPass™ makes the transaction process simpler and quicker for all — and not just at Qwest Field and Qwest Field Event Center but at many fast food restaurants, gas stations, convenience stores, and more.

It is 100% safe and secure — just like your traditional card. Your Seahawks Extra Points MasterCard® with PayPass™ never leaves your hand and still can be used in the traditional (swipe) way at any one of the MasterCard acceptance locations.

For more information about the Seahawks Extra Points MasterCard® with PayPass™ and to apply visit www.seahawks.com or stop by any of the acquisition gazebos during all home games at Qwest Field.

The Seahawks ticket offices are located inside Qwest Field. Fans may purchase tickets in person at the stadium's ticket windows, by phone or via www.seahawks.com. Questions during the week may be directed to one of the following offices:

Ticket Operations
(206) 682-2800

Ticket Sales
1-888-NFL-HAWK
(1-888-635-4295)



2007 SEATING PRICES PER GAME:

| | SEASON | SINGLE GAME | SEASON SAVINGS* |
|---------------|-------------|-------------|-----------------|
| CLUB SEATS 1 | \$320 | \$360 | \$400 |
| CLUB SEATS 2 | \$255 | \$300 | \$450 |
| CLUB SEATS 3 | \$185 | \$230 | \$450 |
| CLUB SEATS 4 | \$135 | \$190 | \$550 |
| CHARTER SEATS | \$95/\$85** | \$95 | \$100 |

*See game sheet
**Plus charter seat license fee

| | SEASON | SINGLE GAME | SEASON SAVINGS* |
|-----------------|--------|-------------|-----------------|
| GENERAL SEATING | \$76 | \$87 | \$110 |
| GENERAL SEATING | \$67 | \$79 | \$120 |
| GENERAL SEATING | \$58 | \$72 | \$140 |
| GENERAL SEATING | \$54 | \$63 | \$90 |
| GENERAL SEATING | \$40 | \$42 | \$20 |
| GENERAL SEATING | \$33 | \$42 | \$90 |

2007 PRESEASON SCHEDULE

HALL OF FAME WEEKEND - AUGUST 4-5

SUNDAY, AUGUST 5 (HALL OF FAME GAME)

| | LOCAL | EASTERN |
|--------------------------|------------|---------|
| PITTSBURGH VS. | | |
| NEW ORLEANS (CANTON, OH) | 8:00P (ET) | 8:00P |

WEEK 1 - AUGUST 9 - 13

THURSDAY, AUGUST 9

| | | |
|------------------------|------------|-------|
| INDIANAPOLIS AT DALLAS | 7:00P (CT) | 8:00P |
| CINCINNATI AT DETROIT | 7:30P (ET) | 7:30P |

FRIDAY, AUGUST 10

| | | |
|--------------------------|------------|-------|
| BUFFALO AT NEW ORLEANS | 7:00P (CT) | 8:00P |
| ATLANTA AT NY JETS | 7:00P (ET) | 7:00P |
| NEW ENGLAND AT TAMPA BAY | 7:30P (ET) | 7:30P |
| ST. LOUIS AT MINNESOTA | 7:00P (CT) | 8:00P |

SATURDAY, AUGUST 11

| | | |
|--------------------------|------------|--------|
| WASHINGTON AT TENNESSEE | 7:00P (CT) | 8:00P |
| GREEN BAY AT PITTSBURGH | 7:30P (ET) | 7:30P |
| JACKSONVILLE AT MIAMI | 7:30P (ET) | 7:30P |
| KANSAS CITY AT CLEVELAND | 7:30P (ET) | 7:30P |
| CAROLINA AT NY GIANTS | 8:00P (ET) | 8:00P |
| CHICAGO AT HOUSTON | 7:00P (CT) | 8:00P |
| ARIZONA AT OAKLAND | 7:00P (PT) | 10:00P |

SUNDAY, AUGUST 12

| | | |
|----------------------|------------|-------|
| SEATTLE AT SAN DIEGO | 5:00P (PT) | 8:00P |
|----------------------|------------|-------|

MONDAY, AUGUST 13

| | | |
|---------------------------|------------|-------|
| DENVER AT SAN FRANCISCO | 5:00P (PT) | 8:00P |
| PHILADELPHIA AT BALTIMORE | 7:00P (ET) | 7:00P |

WEEK 2 - AUGUST 16-20

THURSDAY, AUGUST 16

| | | |
|----------------------|------------|---------|
| MIAMI AT KANSAS CITY | LOCAL | EASTERN |
| | 7:00P (CT) | 8:00P |

FRIDAY, AUGUST 17

| | | |
|--------------------------|------------|-------|
| MINNESOTA AT NY JETS | 8:00P (ET) | 8:00P |
| ATLANTA AT BUFFALO | 7:00P (ET) | 7:00P |
| CAROLINA AT PHILADELPHIA | 7:00P (ET) | 7:00P |
| TENNESSEE AT NEW ENGLAND | 8:00P (ET) | 8:00P |

SATURDAY, AUGUST 18

| | | |
|---------------------------|-------------|--------|
| SAN DIEGO AT ST. LOUIS | 7:00P (CT) | 8:00P |
| HOUSTON AT ARIZONA | 1:00P (MST) | 4:00P |
| DETROIT AT CLEVELAND | 7:00P (ET) | 7:00P |
| NEW ORLEANS AT CINCINNATI | 7:30P (ET) | 7:30P |
| TAMPA BAY AT JACKSONVILLE | 7:30P (ET) | 7:30P |
| DENVER AT DALLAS | 7:00P (CT) | 8:00P |
| PITTSBURGH AT WASHINGTON | 8:00P (ET) | 8:00P |
| SEATTLE AT GREEN BAY | 7:00P (CT) | 8:00P |
| OAKLAND AT SAN FRANCISCO | 7:00P (PT) | 10:00P |

SUNDAY, AUGUST 19

| | | |
|------------------------|------------|-------|
| NY GIANTS AT BALTIMORE | 8:00P (ET) | 8:00P |
|------------------------|------------|-------|

MONDAY, AUGUST 20

| | | |
|-------------------------|------------|-------|
| CHICAGO AT INDIANAPOLIS | 8:00P (ET) | 8:00P |
|-------------------------|------------|-------|

WEEK 3 - AUGUST 23-27

THURSDAY, AUGUST 23

| | | |
|----------------------------|------------|-------|
| JACKSONVILLE AT GREEN BAY | 7:00P (CT) | 8:00P |
| NEW ORLEANS AT KANSAS CITY | 7:30P (CT) | 8:30P |

FRIDAY, AUGUST 24

| | | |
|-------------------------|------------|--------|
| NEW ENGLAND AT CAROLINA | 8:00P (ET) | 8:00P |
| TENNESSEE AT BUFFALO | 7:00P (ET) | 7:00P |
| ST. LOUIS AT OAKLAND | 7:00P (PT) | 10:00P |

WEEK 3 - AUGUST 23-27 CON'T**SATURDAY, AUGUST 25**

| | LOCAL | EASTERN |
|--------------------------|-------------|---------|
| DETROIT AT INDIANAPOLIS | 7:00P (ET) | 7:00P |
| TAMPA BAY AT MIAMI | 7:30P (ET) | 7:30P |
| BALTIMORE AT WASHINGTON | 8:00P (ET) | 8:00P |
| DALLAS AT HOUSTON | 7:00P (CT) | 8:00P |
| NY JETS AT NY GIANTS | 8:00P (ET) | 8:00P |
| SAN FRANCISCO AT CHICAGO | 7:00P (CT) | 8:00P |
| MINNESOTA AT SEATTLE | 6:00P (PT) | 9:00P |
| CLEVELAND AT DENVER | 7:00P (MT) | 9:00P |
| SAN DIEGO AT ARIZONA | 7:00P (MST) | 10:00P |

SUNDAY, AUGUST 26

| | | |
|----------------------------|------------|-------|
| PHILADELPHIA AT PITTSBURGH | 8:00P (ET) | 8:00P |
|----------------------------|------------|-------|

MONDAY, AUGUST 27

| | | |
|-----------------------|------------|-------|
| CINCINNATI AT ATLANTA | 8:00P (ET) | 8:00P |
|-----------------------|------------|-------|

WEEK 4 - AUGUST 30-31**THURSDAY, AUGUST 30**

| | | |
|----------------------------|------------|--------|
| BUFFALO AT DETROIT | 7:00P (ET) | 7:00P |
| NY GIANTS AT NEW ENGLAND | 7:30P (ET) | 7:30P |
| NY JETS AT PHILADELPHIA | 7:30P (ET) | 7:30P |
| WASHINGTON AT JACKSONVILLE | 7:30P (ET) | 7:30P |
| CLEVELAND AT CHICAGO | 7:00P (CT) | 8:00P |
| DALLAS AT MINNESOTA | 7:00P (CT) | 8:00P |
| GREEN BAY AT TENNESSEE | 7:00P (CT) | 8:00P |
| HOUSTON AT TAMPA BAY | 8:00P (ET) | 8:00P |
| KANSAS CITY AT ST. LOUIS | 7:00P (CT) | 8:00P |
| MIAMI AT NEW ORLEANS | 7:00P (CT) | 8:00P |
| PITTSBURGH AT CAROLINA | 8:00P (ET) | 8:00P |
| ARIZONA AT DENVER | 7:00P (MT) | 9:00P |
| OAKLAND AT SEATTLE | 7:00P (PT) | 10:00P |
| SAN FRANCISCO AT SAN DIEGO | 7:00P (PT) | 10:00P |

FRIDAY, AUGUST 31

| | | |
|----------------------------|------------|-------|
| BALTIMORE AT ATLANTA | 7:30P (ET) | 7:30P |
| INDIANAPOLIS AT CINCINNATI | 7:30P (ET) | 7:30P |

2007 NFL SCHEDULE**THURSDAY, SEPTEMBER 6
(FIRST WEEKEND)**

| | LOCAL TIME |
|--------------------------------|------------|
| 1. NEW ORLEANS AT INDIANAPOLIS | 8:30p (ET) |

SUNDAY, SEPTEMBER 9

| | |
|------------------------------|-------------|
| 2. DENVER AT BUFFALO | 1:00p (ET) |
| 3. PITTSBURGH AT CLEVELAND | 1:00p (ET) |
| 4. PHILADELPHIA AT GREEN BAY | 12:00p (CT) |
| 5. KANSAS CITY AT HOUSTON | 12:00p (CT) |
| 6. TENNESSEE AT JACKSONVILLE | 1:00p (ET) |
| 7. ATLANTA AT MINNESOTA | 12:00p (CT) |
| 8. NEW ENGLAND AT N.Y. JETS | 1:00p (ET) |
| 9. CAROLINA AT ST. LOUIS | 12:00p (CT) |
| 10. MIAMI AT WASHINGTON | 1:00p (ET) |
| 11. DETROIT AT OAKLAND | 1:15p (PT) |
| 12. CHICAGO AT SAN DIEGO | 1:15p (PT) |
| 13. TAMPA BAY AT SEATTLE | 1:15p (PT) |
| 14. N.Y. GIANTS AT DALLAS | 7:15p (CT) |

MONDAY, SEPTEMBER 10

| | |
|------------------------------|------------|
| 15. BALTIMORE AT CINCINNATI | 7:00p (ET) |
| 16. ARIZONA AT SAN FRANCISCO | 7:15p (PT) |

**SUNDAY, SEPTEMBER 16
(SECOND WEEKEND)**

| | |
|--------------------------------|-------------|
| 17. HOUSTON AT CAROLINA | 1:00p (ET) |
| 18. CINCINNATI AT CLEVELAND | 1:00p (ET) |
| 19. ATLANTA AT JACKSONVILLE | 1:00p (ET) |
| 20. GREEN BAY AT N.Y. GIANTS | 1:00p (ET) |
| 21. BUFFALO AT PITTSBURGH | 1:00p (ET) |
| 22. SAN FRANCISCO AT ST. LOUIS | 12:00p (CT) |
| 23. NEW ORLEANS AT TAMPA BAY | 1:00p (ET) |
| 24. INDIANAPOLIS AT TENNESSEE | 12:00p (CT) |
| 25. SEATTLE AT ARIZONA | 1:05p (MST) |
| 26. MINNESOTA AT DETROIT | 4:05p (ET) |
| 27. DALLAS AT MIAMI | 4:05p (ET) |
| 28. N.Y. JETS AT BALTIMORE | 4:15p (ET) |
| 29. KANSAS CITY AT CHICAGO | 3:15p (CT) |
| 30. OAKLAND AT DENVER | 2:15p (MT) |
| 31. SAN DIEGO AT NEW ENGLAND | 8:15p (ET) |

MONDAY, SEPTEMBER 17

| | |
|--------------------------------|------------|
| 32. WASHINGTON AT PHILADELPHIA | 8:30p (ET) |
|--------------------------------|------------|

**SUNDAY, SEPTEMBER 23
(THIRD WEEKEND)**

| | LOCAL TIME |
|---------------------------------|-------------|
| 33. ARIZONA AT BALTIMORE | 1:00p (ET) |
| 34. SAN DIEGO AT GREEN BAY | 12:00p (CT) |
| 35. INDIANAPOLIS AT HOUSTON | 12:00p (CT) |
| 36. MINNESOTA AT KANSAS CITY | 12:00p (CT) |
| 37. BUFFALO AT NEW ENGLAND | 1:00p (ET) |
| 38. MIAMI AT N.Y. | 1:00p (ET) |
| 39. DETROIT AT PHILADELPHIA | 1:00p (ET) |
| 40. SAN FRANCISCO AT PITTSBURGH | 1:00p (ET) |
| 41. ST. LOUIS AT TAMPA BAY | 1:00p (ET) |
| 42. JACKSONVILLE AT DENVER | 2:05p (MT) |
| 43. CLEVELAND AT OAKLAND | 1:05p (PT) |
| 44. CINCINNATI AT SEATTLE | 1:05p (PT) |
| 45. CAROLINA AT ATLANTA | 4:15p (ET) |
| 46. N.Y. GIANTS AT WASHINGTON | 4:15p (ET) |
| 47. DALLAS AT CHICAGO | 7:15p (ET) |

MONDAY, SEPTEMBER 24

| | |
|------------------------------|------------|
| 48. TENNESSEE AT NEW ORLEANS | 7:30p (CT) |
|------------------------------|------------|

**SUNDAY, SEPTEMBER 30
(FOURTH WEEKEND)**

(BYES: JACKSONVILLE, NEW ORLEANS, TENNESSEE, WASHINGTON)

| | |
|---------------------------------|-------------|
| 49. HOUSTON AT ATLANTA | 1:00p (ET) |
| 50. N.Y. JETS AT BUFFALO | 1:00p (ET) |
| 51. BALTIMORE AT CLEVELAND | 1:00p (ET) |
| 52. ST. LOUIS AT DALLAS | 12:00p (CT) |
| 53. CHICAGO AT DETROIT | 1:00p (ET) |
| 54. OAKLAND AT MIAMI | 1:00p (ET) |
| 55. GREEN BAY AT MINNESOTA | 12:00p (CT) |
| 56. TAMPA BAY AT CAROLINA | 4:05p (ET) |
| 57. SEATTLE AT SAN FRANCISCO | 1:05p (PT) |
| 58. PITTSBURGH AT ARIZONA | 1:15p (MST) |
| 59. DENVER AT INDIANAPOLIS | 4:15p (ET) |
| 60. KANSAS CITY AT SAN DIEGO | 1:15p (PT) |
| 61. PHILADELPHIA AT N.Y. GIANTS | 8:15p (ET) |

MONDAY, OCTOBER 1

| | |
|-------------------------------|------------|
| 62. NEW ENGLAND AT CINCINNATI | 8:30p (ET) |
|-------------------------------|------------|

**SUNDAY, OCTOBER 7
(FIFTH WEEKEND)***(BYES: CINCINNATI, MINNESOTA, OAKLAND,
PHILADELPHIA)*

| | LOCAL TIME | |
|---------------------------------|-------------|--|
| 63. MIAMI AT HOUSTON | 12:00p (CT) | |
| 64. JACKSONVILLE AT KANSAS CITY | 12:00p (CT) | |
| 65. CLEVELAND AT NEW ENGLAND | 1:00p (ET) | |
| 66. CAROLINA AT NEW ORLEANS | 12:00p (CT) | |
| 67. N.Y. JETS AT N.Y. GIANTS | 1:00p (ET) | |
| 68. SEATTLE AT PITTSBURGH | 1:00p (ET) | |
| 69. ARIZONA AT ST. LOUIS | 12:00p (CT) | |
| 70. ATLANTA AT TENNESSEE | 12:00p (CT) | |
| 71. DETROIT AT WASHINGTON | 1:00p (ET) | |
| 72. TAMPA BAY AT INDIANAPOLIS | 4:05p (ET) | |
| 73. SAN DIEGO AT DENVER | 2:15p (MT) | |
| 74. BALTIMORE AT SAN FRANCISCO | 1:15p (PT) | |
| 75. CHICAGO AT GREEN BAY | 7:15p (CT) | |

MONDAY, OCTOBER 8

| | |
|-----------------------|------------|
| 76. DALLAS AT BUFFALO | 8:30p (ET) |
|-----------------------|------------|

**SUNDAY, OCTOBER 14
(SIXTH WEEKEND)***(BYES: BUFFALO, DENVER, DETROIT, INDIANAPOLIS,
PITTSBURGH, SAN FRANCISCO)*

| | |
|-------------------------------|-------------|
| 77. ST. LOUIS AT BALTIMORE | 1:00p (ET) |
| 78. MINNESOTA AT CHICAGO | 12:00p (CT) |
| 79. MIAMI AT CLEVELAND | 1:00p (ET) |
| 80. WASHINGTON AT GREEN BAY | 12:00p (CT) |
| 81. HOUSTON AT JACKSONVILLE | 1:00p (ET) |
| 82. CINCINNATI AT KANSAS CITY | 12:00p (CT) |
| 83. PHILADELPHIA AT N.Y. JETS | 1:00p (ET) |
| 84. TENNESSEE AT TAMPA BAY | 1:00p (ET) |
| 85. CAROLINA AT ARIZONA | 1:05p (MST) |
| 86. NEW ENGLAND AT DALLAS | 3:15p (CT) |
| 87. OAKLAND AT SAN DIEGO | 1:15p (PT) |

| | |
|----------------------------|------------|
| 88. NEW ORLEANS AT SEATTLE | 5:15p (PT) |
|----------------------------|------------|

MONDAY, OCTOBER 15

| | |
|----------------------------|------------|
| 89. N.Y. GIANTS AT ATLANTA | 8:30p (ET) |
|----------------------------|------------|

**SUNDAY, OCTOBER 21
(SEVENTH WEEKEND)***(BYES: CAROLINA, CLEVELAND, GREEN BAY,
SAN DIEGO)*

| | |
|----------------------------------|-------------|
| 90. BALTIMORE AT BUFFALO | 1:00p (ET) |
| 91. MINNESOTA AT DALLAS | 12:00p (CT) |
| 92. TAMPA BAY AT DETROIT | 1:00p (ET) |
| 93. TENNESSEE AT HOUSTON | 12:00p (CT) |
| 94. NEW ENGLAND AT MIAMI | 1:00p (ET) |
| 95. SAN FRANCISCO AT N.Y. GIANTS | 1:00p (ET) |
| 96. ATLANTA AT NEW ORLEANS | 12:00p (CT) |
| 97. ARIZONA AT WASHINGTON | 1:00p (ET) |
| 98. N.Y. JETS AT CINCINNATI | 4:05p (ET) |
| 99. KANSAS CITY AT OAKLAND | 1:05p (PT) |
| 100. CHICAGO AT PHILADELPHIA | 4:15p (ET) |
| 101. ST. LOUIS AT SEATTLE | 1:15p (PT) |
| 102. PITTSBURGH AT DENVER | 6:15p (MT) |

MONDAY, OCTOBER 22

| | |
|-----------------------------------|------------|
| 103. INDIANAPOLIS AT JACKSONVILLE | 8:30p (ET) |
|-----------------------------------|------------|

**SUNDAY, OCTOBER 28
(EIGHTH WEEKEND)***(BYES: ARIZONA, ATLANTA, BALTIMORE, DALLAS,
KANSAS CITY, SEATTLE)*

| | |
|------------------------------------|-------------|
| 104. INDIANAPOLIS AT CAROLINA | 1:00p (ET) |
| 105. DETROIT AT CHICAGO | 12:00p (CT) |
| 106. PITTSBURGH AT CINCINNATI | 1:00p (ET) |
| 107. N.Y. GIANTS AT MIAMI (LONDON) | 5:00p (GMT) |
| 108. PHILADELPHIA AT MINNESOTA | 12:00p (CT) |
| 109. CLEVELAND AT ST. LOUIS | 12:00p (CT) |
| 110. OAKLAND AT TENNESSEE | 12:00p (CT) |
| 111. BUFFALO AT N.Y. JETS | 4:05p (ET) |
| 112. HOUSTON AT SAN DIEGO | 1:05p (PT) |
| 113. JACKSONVILLE AT TAMPA BAY | 4:05p (ET) |
| 114. WASHINGTON AT NEW ENGLAND | 4:15p (ET) |
| 115. NEW ORLEANS AT SAN FRANCISCO | 1:15p (PT) |

MONDAY, OCTOBER 29

| | |
|--------------------------|------------|
| 116. GREEN BAY AT DENVER | 6:30p (MT) |
|--------------------------|------------|

**SUNDAY, NOVEMBER 4
(NINTH WEEKEND)***(BYES: CHICAGO, MIAMI, N.Y. GIANTS, ST. LOUIS)*

| | |
|----------------------------------|-------------|
| 117. SAN FRANCISCO AT ATLANTA | 1:00p (ET) |
| 118. CINCINNATI AT BUFFALO | 1:00p (ET) |
| 119. DENVER AT DETROIT | 1:00p (ET) |
| 120. GREEN BAY AT KANSAS CITY | 12:00p (CT) |
| 121. SAN DIEGO AT MINNESOTA | 12:00p (CT) |
| 122. JACKSONVILLE AT NEW ORLEANS | 12:00p (CT) |
| 123. WASHINGTON AT N.Y. JETS | 1:00p (ET) |
| 124. ARIZONA AT TAMPA BAY | 1:00p (ET) |
| 125. CAROLINA AT TENNESSEE | 12:00p (CT) |
| 126. SEATTLE AT CLEVELAND | 4:05p (ET) |
| 127. NEW ENGLAND AT INDIANAPOLIS | 4:15p (ET) |
| 128. HOUSTON AT OAKLAND | 1:15p (PT) |
| 129. DALLAS AT PHILADELPHIA | 8:15p (ET) |

MONDAY, NOVEMBER 5

| | |
|------------------------------|------------|
| 130. BALTIMORE AT PITTSBURGH | 8:30p (ET) |
|------------------------------|------------|

**SUNDAY, NOVEMBER 11
(TENTH WEEKEND)***(BYES: HOUSTON, NEW ENGLAND, N.Y. JETS,
TAMPA BAY)*

| | |
|---------------------------------|-------------|
| 131. ATLANTA AT CAROLINA | 1:00p (ET) |
| 132. MINNESOTA AT GREEN BAY | 12:00p (CT) |
| 133. DENVER AT KANSAS CITY | 12:00p (CT) |
| 134. BUFFALO AT MIAMI | 1:00p (ET) |
| 135. ST. LOUIS AT NEW ORLEANS | 12:00p (CT) |
| 136. CLEVELAND AT PITTSBURGH | 1:00p (ET) |
| 137. JACKSONVILLE AT TENNESSEE | 12:00p (CT) |
| 138. PHILADELPHIA AT WASHINGTON | 1:00p (ET) |
| 139. CINCINNATI AT BALTIMORE | 4:05p (ET) |
| 140. DETROIT AT ARIZONA | 2:15p (MT) |
| 141. DALLAS AT N.Y. GIANTS | 4:15p (ET) |
| 142. CHICAGO AT OAKLAND | 1:15p (PT) |
| 143. INDIANAPOLIS AT SAN DIEGO | 5:15p (PT) |

MONDAY, NOVEMBER 12

| | |
|-------------------------------|------------|
| 144. SAN FRANCISCO AT SEATTLE | 5:30p (PT) |
|-------------------------------|------------|

**SUNDAY, NOVEMBER 18
(ELEVENTH WEEKEND)**

| | LOCAL TIME | |
|----------------------------------|-------------|--|
| 145. TAMPA BAY AT ATLANTA | 1:00p (ET) | |
| 146. CLEVELAND AT BALTIMORE | 1:00p (ET) | |
| 147. NEW ENGLAND AT BUFFALO | 1:00p (ET) | |
| 148. ARIZONA AT CINCINNATI | 1:00p (ET) | |
| 149. WASHINGTON AT DALLAS | 12:00p (CT) | |
| 150. CAROLINA AT GREEN BAY | 12:00p (CT) | |
| 151. NEW ORLEANS AT HOUSTON | 12:00p (CT) | |
| 152. KANSAS CITY AT INDIANAPOLIS | 1:00p (ET) | |
| 153. SAN DIEGO AT JACKSONVILLE | 1:00p (ET) | |
| 154. OAKLAND AT MINNESOTA | 12:00p (CT) | |
| 155. PITTSBURGH AT N.Y. JETS | 1:00p (ET) | |
| 156. MIAMI AT PHILADELPHIA | 1:00p (ET) | |
| 157. N.Y. GIANTS AT DETROIT | 4:15p (ET) | |
| 158. ST. LOUIS AT SAN FRANCISCO | 1:15p (PT) | |
| 159. CHICAGO AT SEATTLE* | 5:15p (PT) | |

MONDAY, NOVEMBER 19

| | | |
|--------------------------|------------|--|
| 160. TENNESSEE AT DENVER | 6:30p (MT) | |
|--------------------------|------------|--|

**THURSDAY, NOVEMBER 22
(TWELFTH WEEKEND)**

| | | |
|------------------------------|-------------|--|
| 161. GREEN BAY AT DETROIT | 12:30p (ET) | |
| 162. N.Y. JETS AT DALLAS | 3:15p (CT) | |
| 163. INDIANAPOLIS AT ATLANTA | 8:15p (ET) | |

SUNDAY, NOVEMBER 25

| | | |
|-----------------------------------|-------------|--|
| 164. NEW ORLEANS AT CAROLINA | 1:00p (ET) | |
| 165. DENVER AT CHICAGO | 12:00p (CT) | |
| 166. TENNESSEE AT CINCINNATI | 1:00p (ET) | |
| 167. HOUSTON AT CLEVELAND | 1:00p (ET) | |
| 168. BUFFALO AT JACKSONVILLE | 1:00p (ET) | |
| 169. OAKLAND AT KANSAS CITY | 12:00p (CT) | |
| 170. MINNESOTA AT N.Y. GIANTS | 1:00p (ET) | |
| 171. SEATTLE AT ST. LOUIS | 12:00p (CT) | |
| 172. WASHINGTON AT TAMPA BAY | 1:00p (ET) | |
| 173. SAN FRANCISCO AT ARIZONA | 2:05p (MT) | |
| 174. BALTIMORE AT SAN DIEGO | 1:15p (PT) | |
| 175. PHILADELPHIA AT NEW ENGLAND* | 8:15p (ET) | |

MONDAY, NOVEMBER 26

| | | |
|--------------------------|------------|--|
| 176. MIAMI AT PITTSBURGH | 8:30p (ET) | |
|--------------------------|------------|--|

**THURSDAY, NOVEMBER 29
(THIRTEENTH WEEKEND)**

| | | |
|--------------------------|------------|--|
| 177. GREEN BAY AT DALLAS | 7:15p (CT) | |
|--------------------------|------------|--|

SUNDAY, DECEMBER 2

| | | |
|-----------------------------------|-------------|--|
| 178. SAN FRANCISCO AT CAROLINA | 1:00p (ET) | |
| 179. JACKSONVILLE AT INDIANAPOLIS | 1:00p (ET) | |
| 180. SAN DIEGO AT KANSAS CITY | 12:00p (CT) | |
| 181. N.Y. JETS AT MIAMI | 1:00p (ET) | |
| 182. DETROIT AT MINNESOTA | 12:00p (CT) | |
| 183. TAMPA BAY AT NEW ORLEANS | 12:00p (CT) | |
| 184. SEATTLE AT PHILADELPHIA | 1:00p (ET) | |
| 185. ATLANTA AT ST. LOUIS | 12:00p (CT) | |
| 186. HOUSTON AT TENNESSEE | 12:00p (CT) | |
| 187. BUFFALO AT WASHINGTON | 1:00p (ET) | |
| 188. CLEVELAND AT ARIZONA | 2:05p (MT) | |
| 189. DENVER AT OAKLAND | 1:05p (PT) | |
| 190. N.Y. GIANTS AT CHICAGO | 3:15p (CT) | |
| 191. CINCINNATI AT PITTSBURGH* | 8:15p (ET) | |

MONDAY, DECEMBER 3

| | | |
|-------------------------------|------------|--|
| 192. NEW ENGLAND AT BALTIMORE | 8:30p (ET) | |
|-------------------------------|------------|--|

**THURSDAY, DECEMBER 6 (FOUR-
TEENTH WEEKEND)**

| | | |
|----------------------------|------------|--|
| 193. CHICAGO AT WASHINGTON | 8:15p (ET) | |
|----------------------------|------------|--|

SUNDAY, DECEMBER 9

| | | |
|----------------------------------|-------------|--|
| 194. MIAMI AT BUFFALO | 1:00p (ET) | |
| 195. ST. LOUIS AT CINCINNATI | 1:00p (ET) | |
| 196. DALLAS AT DETROIT | 1:00p (ET) | |
| 197. OAKLAND AT GREEN BAY | 12:00p (CT) | |
| 198. TAMPA BAY AT HOUSTON | 12:00p (CT) | |
| 199. CAROLINA AT JACKSONVILLE | 1:00p (ET) | |
| 200. PITTSBURGH AT NEW ENGLAND | 1:00p (ET) | |
| 201. N.Y. GIANTS AT PHILADELPHIA | 1:00p (ET) | |
| 202. SAN DIEGO AT TENNESSEE | 12:00p (CT) | |
| 203. MINNESOTA AT SAN FRANCISCO | 1:05p (PT) | |
| 204. ARIZONA AT SEATTLE | 1:05p (PT) | |
| 206. KANSAS CITY AT DENVER | 2:15p (MT) | |
| 205. CLEVELAND AT N.Y. JETS | 4:15p (ET) | |
| 207. INDIANAPOLIS AT BALTIMORE* | 8:15p (ET) | |

MONDAY, DECEMBER 10

| | | |
|-----------------------------|------------|--|
| 208. NEW ORLEANS AT ATLANTA | 8:30p (ET) | |
|-----------------------------|------------|--|

**THURSDAY, DECEMBER 13
(FIFTEENTH WEEKEND)**

| | | |
|------------------------|------------|--|
| 209. DENVER AT HOUSTON | 7:15p (CT) | |
|------------------------|------------|--|

SATURDAY, DECEMBER 15

| | | |
|----------------------------------|------------|--|
| 210. CINCINNATI AT SAN FRANCISCO | 5:15p (PT) | |
|----------------------------------|------------|--|

SUNDAY, DECEMBER 16

| | | |
|----------------------------------|-------------|--|
| 211. SEATTLE AT CAROLINA | 1:00p (ET) | |
| 212. BUFFALO AT CLEVELAND | 1:00p (ET) | |
| 213. TENNESSEE AT KANSAS CITY | 12:00p (CT) | |
| 214. BALTIMORE AT MIAMI | 1:00p (ET) | |
| 215. N.Y. JETS AT NEW ENGLAND | 1:00p (ET) | |
| 216. ARIZONA AT NEW ORLEANS | 12:00p (CT) | |
| 217. JACKSONVILLE AT PITTSBURGH | 1:00p (ET) | |
| 218. GREEN BAY AT ST. LOUIS | 12:00p (CT) | |
| 219. ATLANTA AT TAMPA BAY | 1:00p (ET) | |
| 220. INDIANAPOLIS AT OAKLAND | 1:05p (PT) | |
| 221. PHILADELPHIA AT DALLAS | 3:15p (CT) | |
| 222. DETROIT AT SAN DIEGO | 1:15p (PT) | |
| 223. WASHINGTON AT N.Y. GIANTS * | 8:15p (ET) | |

MONDAY, DECEMBER 17

| | | |
|---------------------------|------------|--|
| 224. CHICAGO AT MINNESOTA | 7:30p (CT) | |
|---------------------------|------------|--|

**THURSDAY, DECEMBER 20
(SIXTEENTH WEEKEND)**

| | | |
|------------------------------|------------|--|
| 225. PITTSBURGH AT ST. LOUIS | 7:15p (CT) | |
|------------------------------|------------|--|

SATURDAY, DECEMBER 22

| | | |
|-------------------------|------------|--|
| 226. DALLAS AT CAROLINA | 8:15p (ET) | |
|-------------------------|------------|--|

SUNDAY, DECEMBER 23

| | | |
|----------------------------------|-------------|--|
| 227. N.Y. GIANTS AT BUFFALO | 1:00p (ET) | |
| 228. GREEN BAY AT CHICAGO | 12:00p (CT) | |
| 229. CLEVELAND AT CINCINNATI | 1:00p (ET) | |
| 230. KANSAS CITY AT DETROIT | 1:00p (ET) | |
| 231. HOUSTON AT INDIANAPOLIS | 1:00p (ET) | |
| 232. OAKLAND AT JACKSONVILLE | 1:00p (ET) | |
| 233. WASHINGTON AT MINNESOTA | 12:00p (CT) | |
| 234. MIAMI AT NEW ENGLAND | 1:00p (ET) | |
| 235. PHILADELPHIA AT NEW ORLEANS | 12:00p (CT) | |
| 236. ATLANTA AT ARIZONA | 2:05p (MT) | |
| 237. BALTIMORE AT SEATTLE | 1:15p (PT) | |
| 238. N.Y. JETS AT TENNESSEE | 3:15p (CT) | |
| 239. TAMPA BAY AT SAN FRANCISCO* | 5:15p (PT) | |

*Sunday night games in Weeks 11-17 subject to change

MONDAY, DECEMBER 24

240. DENVER AT SAN DIEGO 5:00p (PT)

**SATURDAY, DECEMBER 29
(SEVENTEENTH WEEKEND)**

241. NEW ENGLAND AT N.Y. GIANTS 8:15p (ET)

SUNDAY, DECEMBER 30

242. SEATTLE AT ATLANTA 1:00p (ET)

243. PITTSBURGH AT BALTIMORE 1:00p (ET)

244. NEW ORLEANS AT CHICAGO 12:00p (CT)

245. SAN FRANCISCO AT CLEVELAND 1:00p (ET)

SUNDAY, DECEMBER 30 CONTINUED

246. DETROIT AT GREEN BAY 12:00p (CT)

247. JACKSONVILLE AT HOUSTON 12:00p (CT)

248. TENNESSEE AT INDIANAPOLIS 1:00p (ET)

249. CINCINNATI AT MIAMI 1:00p (ET)

250. BUFFALO AT PHILADELPHIA 1:00p (ET)

251. CAROLINA AT TAMPA BAY 1:00p (ET)

252. DALLAS AT WASHINGTON 1:00p (ET)

253. ST. LOUIS AT ARIZONA 2:15p (MT)

254. MINNESOTA AT DENVER 2:15p (MT)

255. SAN DIEGO AT OAKLAND 1:15p (PT)

256. KANSAS CITY AT N.Y. JETS * 8:15p (ET)

2007 OPPONENTS**SAN DIEGO CHARGERS**

Head Coach: Norv Turner

Stadium: Qualcomm Stadium

**GREEN BAY PACKERS**

Head Coach: Mike McCarthy

Stadium: Lambeau Field

**MINNESOTA VIKINGS**

Head Coach: Brad Childress

Stadium: Arrowhead Stadium

**OAKLAND RAIDERS**

Head Coach: Lane Kiffin

Stadium: McAfee Coliseum

**TAMPA BAY BUCCANEERS**

Head Coach: Jon Gruden

Stadium: Raymond Jones Stadium

**ARIZONA CARDINALS**

Head Coach: Ken Whisenhunt

Stadium: University of Phoenix Stadium

**CINCINNATI BENGALS**

Head Coach: Marvin Lewis

Stadium: Paul Brown Stadium

**SAN FRANCISCO 49ERS**

Head Coach: Mike Nolan

Stadium: Monster Park

**PITTSBURGH STEELERS**

Head Coach: Mike Tomlin

Stadium: Heinz Field

**NEW ORLEANS SAINTS**

Head Coach: Sean Payton

Stadium: Louisiana Superdome

**ST. LOUIS RAMS**

Head Coach: Scott Linehan

Stadium: Edward Jones Dome

**CLEVELAND BROWNS**

Head Coach: Romeo Crennel

Stadium: Cleveland Browns Stadium

**CHICAGO BEARS**

Head Coach: Lovie Smith

Stadium: Soldier Field

**PHILADELPHIA EAGLES**

Head Coach: Andy Reid

Stadium: Lincoln Financial Field

**CAROLINA PANTHERS**

Head Coach: John Fox

Stadium: Ericsson Stadium

**BALTIMORE RAVENS**

Head Coach: Brian Billick

Stadium: M&T Bank Stadium

**ATLANTA FALCONS**

Head Coach: Bobby Petrino

Stadium: Georgia Dome

AUG. 12

Public Relations: Bill Johnston

Phone: 816/920-9300

NOV. 18

Public Relations: Jeff Blumb

Phone: 317/297-2658

OCT. 25

Public Relations: Bob Hagan

Phone: 816/920-9300

AUG. 30

Public Relations: Mike Taylor

Phone: 510/864-5000

SEPT. 9

Public Relations: Jeff Kamis

Phone: 813/870-2700

SEPT. 16/DEC. 9

Public Relations: Mark Dalton

Phone: 602/379-0101

SEPT. 23

Public Relations: Jack Brennan

Phone: 513/621-3550

SEPT. 30/NOV. 12

Public Relations: Aaron Salkin

Phone: 408/562-4949

OCT. 7

Public Relations: Dave Lockett

Phone: 412/432-6018

OCT. 14

Public Relations: Greg Bense

Phone: 504/733-0255

OCT. 21/NOV. 25

Public Relations: Rick Smith

Phone: 314/982-7267

NOV. 4

Public Relations: Ken Mather

Phone: 440/891-5000

NOV. 18

Public Relations: Jim Christman

Phone: 847/295-6600

DEC. 2

Public Relations: Derek Boyko

Phone: 215/463-2500

DEC. 16

Public Relations: Charlie Dayton

Phone: 704/358-7000

DEC. 23

Public Relations: Kevin Byrne

Phone: 410/701-4000

DEC. 30

Public Relations: Reggie Roberts

Phone: 770/965-3115

MEDICAL GLOSSARY

AC Joint — Acromioclavicular joint; joint of the shoulder where acromion process of the scapula and the distal end of the clavicle meet, most shoulder separations occur at this point.

Abduct — Movement of any extremity away from the midline of the body. This action is achieved by an abductor muscle.

Abrasion — Any injury which rubs off the surface of the skin.

Abscess — An infection which produces pus; can be the result of a blister, callus, penetration wound or laceration.

Abduct — Movement of an extremity toward the midline of the body. This action is achieved by an adductor muscle.

Adhesion — Abnormal adherence of collagen fibers to surrounding structures during immobilization following trauma or as a complication of surgery which restricts normal elasticity of the structures involved.

Aerobic — Exercise in which energy needed is supplied by oxygen inspired and is required for sustained periods of vigorous exercise with a continually high pulse rate.

Anabolic Steroids — Steroids that promote tissue growth by creating protein in an attempt to enhance muscle growth. The main anabolic steroid is testosterone.

Anaerobic — Exercise without use of oxygen as an energy source; short of bursts of vigorous exercises.

Anaphylactic Shock — Shock that is caused by an allergic reaction.

Anterior Compartment Syndrome — Condition in which swelling within the anterior compartment of the lower leg jeopardizes the viability of muscles, nerves and arteries that serve the foot. In severe cases, emergency surgery is necessary to relieve the swelling and pressure.

Anterior Cruciate Ligament (ACL) — A primary stabilizing ligament within the center of the knee joint that prevents hyperextension and excessive rotation of the joint. A complete tear of the ACL necessitating reconstruction could require up to 12 months of rehabilitation.

Anterior Talofibular Ligament — A ligament of the ankle that connects the fibula (lateral ankle bone) to the talus. This ligament is oft times subject to sprain.

Anti-Inflammatory — Any agent which prevents inflammation, such as aspirin or ibuprofen.

Anterogram — A film demonstrating arteries after injection of a dye.

Arthrogram — X-ray technique for joints using air and/or dye injected into the affected

area; useful in diagnosing meniscus tears of the knee and rotator cuff tears of the shoulder.

Arthroscope — An instrument used to visualize the interior of a joint cavity.

Arthroscopy — A surgical examination of the internal structures of a joint by means for viewing through an arthroscope. An arthroscopic procedure can be used to remove or repair damaged tissue or as a diagnostic procedure in order to inspect the extent of any damage or confirm a diagnosis.

Aspiration — The withdrawal of fluid from a body cavity by means of a suction or siphonage apparatus, such as a syringe.

Atrophy — To shrivel or shrink from disuse, as in muscular atrophy.

Avascular Necrosis — Death of a part due to lack of circulation.

Avulsion — The tearing away, forcibly, of a part or structure.

Baker's Cyst — Localized swelling of a bursa sac in the posterior knee as a result of fluid that has escaped from a knee capsule. A Baker's cyst indicates that there is a trauma inside the knee joint that leads to excessive fluid production.

Bone Scan — An imaging procedure in which a radioactive-labeled substance is injected into the body to determine the status of a bony injury. If the radioactive substance is taken up the bone at the injury site, the injury will show as a "hot spot" on the scan image. The bone scan is particularly useful in the diagnosis of stress fractures.

Brachial Plexus — Network of nerves originating from the cervical vertebrae and running down to the shoulder, arm, hand, and fingers.

Bruise — A discoloration of the skin due to an extravasation of blood into the underlying tissues.

Bursa — A fluid-filled sac that is located in areas where friction is likely to occur, then minimizes the friction; for example between a tendon and bone.

Capsule — An enclosing structure which surrounds the joint and contains ligaments which stabilize that joint.

Cartilage — Smooth, slippery substance preventing two ends of bones from rubbing together and grating.

CAT Scan — Use of a computer to produce a cross-sectional view of the anatomical part being investigated from X-ray data.

Cellulitis — Inflammation of cellular or connective tissue.

Cervical Vertebrae — Group of seven vertebrae located in the neck.

Charley Horse — A contusion or bruise to any muscle resulting in intramuscular bleeding. No other injury should be called a charley horse.

Colles' Fracture — A fracture of the distal end of the radius with the lower end being displaced backward.

Concentric Muscle Contraction — A shortening of the muscle as it develops tension and contracts to move a resistance.

Concussion — Jarring injury of the brain resulting in dysfunction. It can be graded as mild, moderate or severe depending on loss of consciousness, amnesia and loss of equilibrium.

Contusion — An injury to a muscle and tissues caused by a blow from a blunt object.

Cortical Steroids — Used to suppress joint inflammation.

Costochondral — Cartilage that separates the bones within the rib cage.

Cryokinetics — Treatment with cold and movement.

Cryotherapy — A treatment with the use of cold.

Cyst — Abnormal sac containing liquid or semi-solid matter.

Degenerative Joint Disease — Changes in the joint surface as a result of repetitive trauma.

Deltoid Ligament — Ligament that connects the tibia to bones of the medial aspect of the foot and is primarily responsible for stability of the ankle on the medial side. Is sprained less frequently than other ankle ligaments.

Deltoid Muscle — Muscles at top of the arm, just below the shoulder, responsible for shoulder motions to the front, side and back.

Disc, Intervertebral — A flat, rounded plate between each vertebrae of the spine. The disc consists of a thick fiber ring which surrounds a soft gel-like interior. It functions as a cushion and shock absorber for the spinal column.

Dislocation — Complete displacement of joint surfaces.

Eccentric Muscle Contraction — An overall lengthening of the muscles as it develops tension and contracts to control motion performed by an outside force; oft times referred to as a "negative" contraction in weight training.

Eccymosis — Bleeding into the surface tissue below the skin, resulting in a "black and blue" effect.

Edema — Accumulation of fluid in organs and tissues of the body; swelling.

Effusion — Accumulation of fluid, in various spaces in the body, or the knee itself. Commonly, the knee has an effusion after an injury.

Electrical Galvanic Stimulation (EGS) — An electrical therapeutic modality that sends

a current to the body at select voltages and frequencies in order to stimulate pain receptors, disperse edema, or neutralize muscle spasms among other functional applications.

Electromyogram (EMG) — Test to determine nerve function.

Epicondylitis — Inflammation in the elbow due to overuse.

Ethyl Chloride — "Cold spray," a chemical coolant sprayed onto an injury site to produce a local, mild anesthesia.

Fat Percentage — The amount of body weight that is adipose, fat tissue. Fat percentages can be calculated by underwater weighing, measuring select skinfold thickness, or by analyzing electrical impedance.

Femur — Thigh bone; longest bone in the body.

Fibula — Smaller of the two bones in the lower leg; runs from the knee to the ankle along the outside of the lower leg.

Flexibility — The ability of muscle to relax and yield to stretch forces.

Flexibility Exercise — General term used to describe exercise performed by an athlete to passively or actively elongate soft tissue without the assistance of an athletic trainer.

Fracture — Breach of continuity of a bone. Types of fractures include simple, compound, comminuted, greenstick incomplete, impacted, longitudinal, oblique, stress, or transverse.

Gamekeeper's Thumb — Tear of the ulnar collateral ligament of the metacarpophalangeal joint of the thumb.

Glycogen — Form in which foods are stored in the body as energy.

Grade One Injury — A mild injury in which ligament, tendon, or other musculoskeletal tissue may have been stretched or contused, but not torn or otherwise disrupted.

Grade Two Injury — A moderate injury when musculoskeletal tissue has been partially, but not totally, torn which causes appreciable limitation in function of the injured tissue.

Grade Three Injury — A severe injury in which tissue has been significantly, and in some cases totally, torn or otherwise disrupted causing a virtual total loss of function.

Hamstring — Category of muscle that runs from the buttocks to the knee along the back of the thigh. It functions to flex the knee, and is oft times injured as a result of improper conditioning or lack of muscle flexibility.

Heat Cramps — Painful muscle spasms of the arms or legs caused by excessive body heat and depletion of fluids and electrolytes.

Heat Exhaustion — Mild form of shock due to dehydration because of excessive sweating when exposed to heat and humidity.

Heat Stroke — Condition of rapidly rising internal body temperature that overwhelms

the body's mechanisms of release of heat and could result in death if not cared for appropriately.

Heel Cup — Orthotic device that is inserted into the shoe and worn under the heel to give support to the Achilles tendon and help absorb impacts at the heel.

Hematoma — Tumor-like mass produced by an accumulation of coagulated blood in a cavity.

Hot Pack — Chemical pack that rests in water, approximately 160 degrees, and retains its heat for 15-20 minutes when placed in a towel for general therapeutic application.

Humerus — Bone of the upper arm that runs from the shoulder to the elbow.

Hydrotherapy — Treatment using water.

Hyperextension — Extreme extension of a limb or body part.

Illiobtibial Band — A thick, wide fascial layer that runs from the iliac crest to the knee joint and is occasionally inflamed as a result of excessive running.

Inflammation — The body's natural response to injury in which the injury site might display various degrees of pain, sweating, heat, redness, and/or loss of function.

Internal Rotation — Rotation of a joint or extremity medially, to the inside.

Lesion — Wound, injury or tumor.

Ligament — Bands of fibrous tissue that connects bone to bone, or bone to cartilage and supports and strengthens joints.

Lumbar Vertebrae — Five vertebrae of the lower back that articulate with the sacrum to form the lumbosacral joint.

Magnetic Resonance Imaging (MRI) — Imaging procedure in which a radio frequency pulse causes certain electrical elements of the injured tissue to react to this pulse and through this process a computer display and permanent film establish a visual image. MRI does not require radiation and is very useful in the diagnosis of soft tissue, disc, and meniscus injuries.

Meniscectomy — An intra-articular surgical procedure of the knee by which all or part of the damaged meniscus is removed.

Metacarpals — Five long bones of the hand, running from the wrist to the fingers.

Metatarsals — Five long bones of the foot, running from the ankle to the toes.

Myositis — Inflammation of a muscle.

Necrotic — Relating to death of a portion of tissue.

Neoprene — Lightweight rubber used in joint and muscle sleeves designed to provide support and/or insulation and heat retention to the area.

Orthotic — Any device applied to or around the body in the care of physical impairment or disability, commonly used to

control foot mechanics.

Parsthesia — Sensation of numbness or tingling, indicating nerve irritation.

Patella — The knee cap.

Patella Tendinitis — Inflammation of the patella ligament; also known as "jumpers knee."

Patellofemoral Joint — Articulation of the knee cap and femur. Inflammation of this joint can occur through; 1) acute injury to the patella, 2) overuse from excessive running particularly if there is an associated knee weakness, 3) chronic wear and tear of the knee, or 4) as a result of poor foot mechanics. Patellofemoral irritation can lead to chondromalancia, which in its most chronic condition, could require surgery.

Peroneal Muscles — Group of muscles of the lateral lower leg that are responsible for exerting the knee. Tendons of these three muscles are vital to the stability of the ankle and foot.

Phalanx — Any bone of the fingers or toes; plural is phalanges.

Phlebitis — An inflammation of a vein.

Plica — Fold of tissue in the joint capsule and common result of a knee injury.

Posterior Cruciate Ligament (PCL) — A primary stabilizing ligament of the knee that provides significant stability and prevents displacement of the tibia backward within the knee joint. A complete tear of this ligament necessitating reconstruction would require up to 12 months of rehabilitation.

Quadriceps Muscles — Commonly referred to as "quads." A group of four muscles of the front thigh that run from the hip and form a common tendon at the patella; they are responsible for knee extension.

Radiography — Taking X-rays.

Radius — Forearm bone on the thumb side.

Reconstruction — Surgical rebuilding of a joint using natural, artificial or transplanted materials.

Referred Pain — Pain felt in an undamaged area of the body away from the actual injury.

Retraction — The moving of tissue to expose a part or structure of the body.

Rotator Cuff — Comprised of four muscles in the shoulder area that can be irritated by over use. The muscles are the supraspinatus (most commonly injured), infraspinatus, teres minor, and subscapularis.

Rotator Cuff Impingement Syndrome — A microtrauma or overuse injury caused by stress, and the four stages are: 1) Tendinitis with temporary thickening of the bursa and rotator cuff; 2) Fiber dissociation in the tendon with permanent thickening of the bursa

and scar formation; 3) A partial rotator cuff tear of less than one centimeter; or 4) A complete tear of one centimeter or more.

Sacrum — Group of five fused vertebrae located just below the lumbar vertebrae of the lower back.

Scapula — Shoulder blade.

Sciatica — Irritation of the sciatic nerve resulting in pain or tingling running down the inside of the leg.

Sciatic Nerve — Major nerve that carries impulses for muscular action and sensations between the lower back and thigh and lower leg; it is the longest nerve in the body.

Shin Splint — A catch-all syndrome describing pain in the shin that is not a fracture or tumor and cannot be defined otherwise.

Sorbothane — An energy absorbing polyurethane utilized in some foot orthotics to absorb shock forces of the foot.

Spasm (Theory) — Muscle soreness induced by exercise; is the result of reduced muscle blood flow, which results in pain.

Spleen — Large, solid organ responsible for the normal production and destruction of blood cells.

Spondylitis — Inflammation of one or more vertebrae.

Sprain — Injury resulting from a stretch or twist of the joint and causes various degrees of stretch or tear of a ligament or other soft tissue at the joint.

Sternum — The breast bone.

Steroids — Any one of a large number of hormone-like substances. See anabolic steroids and cortical steroids.

Strain — Injury resulting from a pull or torsion to the muscle or tendon that causes various degrees of stretch or tear to the muscle or tendon tissue.

Stress Fracture — A hair-line type break in a bone caused by overuse.

Stress X-Ray — A continual X-ray taken when a portion of the body is stressed to its maximum in order to determine joint stability. This is a test utilized in some ankle injuries.

Stretching — Any therapeutic maneuver designed to elongate shortened soft tissue structures and thereby increase flexibility.

Subluxation — Partial dislocation of a joint. The term usually implies that the joint can return to its normal position without formal reduction.

Talus — The ankle bone that articulates with the tibia and fibula to form the ankle joint.

Target Heart Rate — A pre-determined pulse to be obtained during exercise when circulation is working at full efficient capacities.

Tarsals — Group of seven bones of the foot consisting of the calcaneal, talus,

cuboid, and three cuneiform bones.

Temporomandibular Joint (TMJ) — The articulation of the jaw and skull; considered by some to be vital in resolution of injuries throughout the body.

Tendinitis — Inflammation of the tendon and/or tendon sheath, caused by chronic overuse or sudden injury.

Tendon — Tissue that connects muscle to bone.

Tennis Elbow — General term for lateral elbow pain.

Thoracic — Group of twelve vertebrae located in the thorax and articulate with the 12 ribs.

Thoracic Outlet Compression Syndrome — A neuro-vascular disorder of the upper extremity common in throwing.

Tibia — Larger of the two bones of the lower leg and is the weight-bearing bond of the shin.

Tomograph — A special type of X-ray apparatus that demonstrates an organ or tissue at a particular depth.

Trachea — The windpipe.

Transcutaneous Electrical Nerve Stimulator (TENS) — An electrical modality that sends mild current through pads at the injury site which stimulates the brain to release the natural analgesic, endorphin.

Transverse Process — Small lateral projection off the right side and the left side of each vertebrae that functions as an attachment site for muscles and ligaments of the spine.

Trapezius — Flat triangular muscle covering the posterior surface of the neck and shoulder.

Triceps — Muscle of the back of the upper arm, primarily responsible for extending the elbow.

Ulna — Forearm bone that runs from the tip of the elbow to the little finger side of the wrist.

Ulnar Nerve — Nerve in the elbow commonly irritated from excessive throwing.

Ultrasound — An electrical modality that transmits a sound wave through an applicator into the skin to the soft tissue in order to heat the local area for relaxing the injured tissue and/or disperse edema.

Valgus — Angulation outward and away from the midline of the body.

Varus — Angulation inward and toward the midline of the body.

Vasokonstriction — Decrease of local blood flow.

Vasodilation — Increase of local blood flow.

"Wind-Knocked-Out" — Syndrome describing a contraction of the abdominal nerve trunk, the solar plexus, as a result of an abdominal contusion.

Zygoma — The cheekbone.

2007-2008 KEY DATES**2007**

| | |
|-----------------------|--|
| Late July | Training camps open. |
| July 22* | Signing period ends at 4:00 PM ET for unrestricted free agents who received June 1 tender. |
| | (*Or the first scheduled day of the first NFL training camp, whichever is later.) |
| August 5 | Pro Football Hall of Fame Game, Canton, Ohio (New Orleans vs. Pittsburgh) |
| August 9-13 | First full preseason weekend |
| August 28 | Roster cutdown to maximum of 75 players |
| September 1 | Roster cutdown to maximum of 53 players |
| September 2 | Clubs may establish practice squad of eight players |
| September 6-10 | Kickoff 2007 |
| December 30 | Regular season ends |

2008

| | |
|----------------------|--|
| January 5-6 | Wild Card Playoffs |
| January 12-13 | Divisional Playoffs |
| January 20 | Conference Championships |
| February 3 | Super Bowl XLII, University of Phoenix Stadium, Glendale, AZ (FOX) |
| February 10 | AFC-NFC Pro Bowl, Honolulu, Hawaii (FOX) |

ADMINISTRATION

| | |
|---|-------------------|
| Chairman | Paul G. Allen |
| Chief Executive Officer | Tod Leiweke |
| President of Football Operations | Tim Ruskell |
| Chief Financial Officer | Martha Fuller |
| Chief Operating Officer | John Rizzardini |
| Vice President/Facility Operations & Services | Susan Darrington |
| Vice President/Community Relations | Mike Flood |
| Vice President/Football Administration | John Idzik |
| Vice President/Corporate Partnerships | Ron Jenkins |
| Vice President/General Counsel & Business Development | Lance Lopes |
| Vice President/Partnership Development | Scott Patrick |
| Vice President/Player Personnel | Ruston Webster |
| Vice President/Administration | Gary Wright |
| Director of Human Resources | Cindy Kelley |
| Human Resources Manager | Sarita Carter |
| Executive Assistant/CEO | Anne Mitsakos |
| Executive Assistant/President | Kim Lindbeck |
| Executive Assistant | Charlotte Kores |
| Director of Fields & Facilities | John Wright |
| Facilities Manager | John Behrens |
| Fields/Maintenance Coordinator | Duc Dinh |
| Fields/Projects Coordinator | Sean Vanos |
| Travel Coordinator | Janice Schweitzer |
| Director of Security | Rick Ninomiya |
| Security Assistant | James Yoshida |
| Receptionist | Natalie Thomas |
| Receptionist/Mailroom Clerk | Heather Stamp |
| Team Executive Chef | Mac McNabb |



ADMINISTRATION: (L to R) Natalie Thomas, Anne Mitsakos, Cindy Kelley, Eric Heuston, Sarita Carter, Heather Stamp



FINANCE: (L to R) Sayreen Kara, Karen Harrison, Heather Pak, Martha Fuller, Scott McFadden, Ping Chen, Patrick McCluskey, Bethany Hensley, Tina Godfrey, William Saguilla, Faruk Punjani

FINANCE

| | |
|--|---------------------------|
| Director of Finance | Karen Harrison |
| Senior Accounting Manager | Ping Chen |
| Accounting Manager | William Saguilla |
| Business Manager | Patrick McCluskey |
| Senior Accountant/Compliance Coordinator | Scott McFadden |
| A/P Accounting Administrator | Tina Godfrey, Heather Pak |
| Payroll Specialist | Bethany Hensley |
| Accountant | Sayreen Kara |
| Accountant | Faruk Punjani |



INFORMATION SYSTEMS: (L to R) Joseph Nicoletti, Allen Olson, Robert Ullman, Steve Steensma

INFORMATION SYSTEMS

| | |
|---|------------------|
| Applications Developer/DBA | Joseph Nicoletti |
| Client/Server Information Systems Administrator | Steve Steensma |
| Client/Server Information Systems Administrator | Allen Olson |
| Database Administrator | Robert Ullman |

COMMUNICATIONS & BROADCASTING

| | |
|---|------------------|
| Director of Communications & Broadcasting | Dave Pearson |
| Director of Corporate Communications | Suzanne Lavender |
| Assistant Director of Communications/Publications | Lane Gammel |
| Assistant Director of Broadcasting | Brian O'Connell |
| Communications Assistant | Rich Gonzales |
| Communications Assistant | Jeff Garza |

COMMUNICATIONS & BROADCASTING, CONTINUED

Administrative Assistant/ Communications & Broadcasting Julie Barber
 Executive Producer Matt Johnson
 Web Writer Mike Kahn



COMMUNICATIONS & BROADCASTING: (Standing L to R) Dave Pearson, Matt Johnson, Rich Gonzales, Lane Gammel, Brian O'Connell. (Seated L to R) Julie Barber, Jeff Garza, Suzanne Lavender



COMMUNITY OUTREACH: (Standing L to R) J.P. Shin, Paul Johns, Kevin Griffin, Ryan Madayag, Mike Flood (Seated L to R) Sherri Thompson, Blitz, John Hernandez, Connie Cate, Sandy Gregory

COMMUNITY OUTREACH

Director of Community Outreach Sandy Gregory
 Assistant Director of Community Outreach Paul Johns
 Community Outreach Coordinator J.P. Shin
 Community Outreach Assistant Connie Cate
 Director of Sea Gals. Sherri Thompson

FAN DEVELOPMENT

Director of Fan Development Kevin Griffin
 Fan Development Manager Ryan Madayag
 Fan Development Coordinator Carlos Oseguera



CORPORATE PARTNERSHIPS: (Top L to R) Teresa Morales, Christy Grady, Kim Kwock, Lisa Gregory, Elisabeth Kanyer (Bottom L to R) Brandon Nelson, Glen Iwasaki, John Pleas, Ron Jenkins, Brian Jones, Ryan Barefoot, Scott Patrick

CORPORATE PARTNERSHIPS

Director Partnership Development Brian Jones, John Pleas
 Assistant Director of Corporate Partnership Services Gina Martinez Todd
 Corporate Partnership Business Manager Kristina Howell
 Corporate Partnership Development Manager Ryan Barefoot
 Account Executives Christy Grady, Lisa Gregory, Kim Kwock
 Corporate Partnership Service Coordinator Elisabeth Kanyer, Teresa Morales
 Graphic Designer Glen Iwasaki

GAMEDAY PRESENTATION

Director of Production Services & Game Presentation. Rick Crawford
 Videographer/Editor David Glass



MARKETING, SUITE SALES & WEB: (Standing L to R) David Glass, Mike Spring, Eric Engberg, Bill Chapin, John Weaver, Rick Crawford (Seated L to R) Stacey Terry, Patti Sipes, Sarah Tompkins, Stephanie Gray

MARKETING, SUITE SALES & WEB

| | |
|---|----------------|
| Director of Marketing | Bill Chapin |
| Director of Corporate Hospitality, Suite Sales, & Service | Amy Sprangers |
| Graphic Design Manager | John Weaver |
| Suite Services Manager | Patti Sipes |
| Marketing and Sales Coordinator | Stephanie Gray |
| Corporate Hospitality Manager | Sarah Tompkins |
| Database Marketing Manager | Stacey Terry |
| Database Marketing and Research Coordinator | Mike Spring |
| Web Producer | Kenton Olson |



TICKETS SALES & SERVICE: (L to R) Kevin Tiemann, Chuck Arnold, John Rizzardini, Natalie Heckman, Casey Shaw, Rachel Hudson, Mike Naehr, Amy Sprangers, Chris Lawrence, Erin Johnson, Carlos Oseguera, Christina Hengtgen, Don Repp, Steve Lund

TICKETS SALES & SERVICE

| | |
|---|------------------------|
| Director of Ticket Sales/Operations | Chuck Arnold |
| Customer Relationship & Ticket Services Manager | Chris Lawrence |
| Box Office Manager | Erin Johnson |
| Box Office Manager - FGI | Don Repp |
| Box Office Coordinator | Natalie Heckman |
| Assistant Box Office Manager | Christina Hengtgen |
| Group Sales & Service Specialist | Casey Shaw |
| Premium Seating Specialist | Eric Engberg |
| Customer Account Representative | Rachel Hudson |
| Customer Sales Representatives | Steve Lund, Mike Naehr |



RETAIL OPERATIONS: (L to R) Sue Harris, Melanie Pulley, Nick Johnson, Vikki Knopf, Daniel Wyknenko, Nate Oziel

RETAIL OPERATIONS

| | |
|-------------------------------------|-----------------|
| Director of Retail Operations | Sue Harris |
| Retail Operations Manager | Vikki Knopf |
| Pro Shop Manager | Melanie Pulley |
| Internet/Mail Order | Nick Johnson |
| Warehouse Associate | Nate Oziel |
| Warehouse/Retail Associate | Daniel Wyknenko |

FOOTBALL SUPPORT STAFF

| | |
|---|--|
| College Scouting Administrator | Kirk Parrish |
| Player Personnel Administrator | Teresa Widner |
| Director of Rehabilitation/Associate Athletic Trainer | Reggie Barnes |
| Assistant Athletic Trainer | Donald Rich |
| Director of Player Development | Maurice Kelly |
| Director of Video | Thom Fermstad |
| Assistant Director of Video | Brad Campbell |
| Video Assistant | John Mallory |
| Equipment Manager | Erik Kennedy |
| Equipment Assistants | Jeff Inderhees, Derin Lazuta |
| Team Travel/Training Camp Coordinator | Jeremy Young |
| Football Administration Coordinator | A.J. Durso |
| Executive Assistant/Head Coach | Jeanne Denkmann |
| Administrative Assistants/Coaching | Jane Lin |
| Team Medical Director | Dr. Brad Shoup |
| Team Orthopedist | Dr. Lawrence Holland, Dr. Ed Khalfayan |
| Team Physiatrist | Dr. Stan Herring |
| Practices: Shoup, Totem Lake Family Medicine (Kirkland); Holland & Khalfayan, Orthopedic Physicians Associates (Seattle); Herring, Puget Sound Sports and Spine Physicians at Harborview Spine Center (Seattle) | |



FOOTBALL VIDEO: (L to R) Brad Campbell, Thom Fermstad, John Mallory



TRAINERS: (L to R) Donald Rich, Sam Ramsden, Reggie Barnes



MEDICAL: (L to R) Brad Shoup, Ed Khalfayan, Stan Herring, Lawrence Holland



FOOTBALL SUPPORT: (L to R) Jeanne Denkman, A.J. Durso, Mac McNabb, Janice Schweitzer, Maurice Kelly, Jane Lin, Charlotte Kores, Kim Lindbeck, Teresa Widner



FIELDS, MAINTENANCE & SECURITY: (L to R) Rick Ninomiya, Sean Vanos, John Behrens, John Wright, Duc Dinh, Jim Yoshida



EQUIPMENT: (L to R) Derin Lazuta, Jeff Inderhees, Erik Kennedy, Mark McDaniel

FIRST & GOAL, INC.

EVENT SERVICES/ADMINISTRATION

| | |
|-----------------------------------|---------------------------|
| Assistant General Managers | Paul Schieck, David Young |
| Event Services Manager | Don Meucci |
| Marketing Coordinator | Jennifer DeArment |
| Scheduling Coordinator | Brittany Packard |
| Human Resources Coordinator | Eric Heuston |
| Receptionist | Ronson Bailey |



EVENT SERVICES: (L to R) Brittney Packard, Don Meucci, James Kraman, Jim Cloninger, Jennifer DeArment, Laurie Anderson, J. Lee Cook



SECURITY: (L to R) Jamie Reed, Lisa Salinas, Dan Stone, Michael Turner, Daryl Niles

SECURITY

Security Manager Daryl Niles
 FTSO Diane Davis, James McDevitt, Jamie Reed,
 Mike Shutes, Dan Stone, Lisa Salinas, Michael Turner



CONVERSION AND FIELDS: (back L to R) Chuck Cusick, Robert Chaney, Issac Lima, Rod O'Connor (middle L to R) Mike Knuth, Charles Brixey (front L to R) Kimball Weber, Devon Moore, Adrian Allen, Brady Murray, Raul Rios

EVENT OPERATIONS

Assistant Director of Event Operations J. Lee Cook
 Event Managers Jim Cloninger, James Kraman
 Conversion . . Adrian Allen, Charles Brixey, Robert Chaney, Chuck Cusik, Mike Foster,
 Tami Grimm, Quinton Jordon, Mike Knuth, Isaac Lima, Rod O'Connor,
 Jamie Patch, Kimball Weber

TECHNICAL SERVICES

Director of Technical Services Kurt Shaffer
 Technical Services Manager Jon Roy

FACILITY OPERATIONS

Director of Facility Operations Mike McFaul
 Engineering Lead Bob Turnbull
 BOEs. Dan Rynne, Steve Scheeler, Rein Van Spanckeren
 Electrician Cliff Barnes
 Maintenance Lead Dennis Holmstrom
 Utility Workers. Karleen Brigham, Robert Chambers, Lance Juett,
 Bill McNabb, Fred Mori
 Senior Maintenance Administrator Rebecca Topp
 Field Maintenance Lead Brady Murray
 Field Crew Devon Moore, Raul Rios



BUILDING OPERATIONS: (back L to R) Cliff Barnes, Rein van Spanckeren, Kurt Shaffer, Bob Turnbull, Dan Rynne, Bill McNabb, Mike McFaul, Lance Juett, Jon Roy
 (seated L to R) Fred Mori, Dennis Holmstrom

CREDITS

The 2007 Seahawks media guide has been produced by the club's communications department, under the direction of Dave Pearson, Director of Communications and Broadcasting. Information contained herein was compiled by the current and previous communications staffs. Editing by Asst. Director of Communications/Publications Lane Gammel. Writing and editorial assistance provided by communications assistants Julie Barber, Rich Gonzales and Jeff Garza. Special thanks to Don Anderson, Gary Wright, Dave Neubert, former public relations directors, and Steve Wright. Layout and design by Janet Jensen of Jensen Graphics. Printing by Printing Control Graphics in Seattle. Thanks to Chuck Garrity (proofing). **Photography:** Photos contributed by Corky Trewin (team photographer), David Gonzales, Rich Gonzales, Sandy Gregory, Paul Johns, Kathleen King, Maurice LaBrecque, Larry Maurer, and Getty Images.

| | |
|--|----------|
| Allen, Paul G..... | 18 |
| Biographies, 2007 Draft Choices | 160-169 |
| Biographies, Assistant Coaches | 35-55 |
| Biographies, Free Agents | 170-177 |
| Biographies, Veteran Players | 59-159 |
| Biography, Pro Football Hall of Fame Inductee | 407-409 |
| Board of Directors | 19 |
| Broadcasting | 473-475 |
| Career Top 10 | 361-366 |
| Community Outreach | 6-16 |
| Darrington, Susan | 23 |
| Draft Summaries, All-Time | 178-185 |
| Fan Information | 463-482 |
| Flood, Mike | 23 |
| Franchise History | 348-360 |
| Fuller, Martha | 22 |
| Game Summaries, 2006 | 195-211 |
| Holmgren, Mike | 30-34 |
| Honors, 2006 | 236 |
| Honors, All-Time | 402-406 |
| How Built | 58 |
| Idzik, John | 23 |
| Jenkins, Ron | 24 |
| Key Dates | 492 |
| Kingdome | 480 |
| Leaders, Yearly | 367-374 |
| Leiweke, Tod | 20 |
| Lopes, Lance | 24 |
| Opponents, 2007 | 487 |
| Opponent Performances | 386-397 |
| Overtime Games | 325-328 |
| Patrick, Scott | 24 |
| Patton, Jody | 19 |
| Playoff Summaries | 329-343 |
| Preseason Results | 344-347 |
| Prime Time Record | 400 |
| Pro Bowl | 404 |
| Pro Shop | 471 |
| Records, Attendance | 398 |
| Records, Defensive | 441-445 |
| Records, Head Coaches | 33 |
| Records, Individual | 420-431 |
| Records, Opponent Individual | 446-449 |
| Records, Postseason | 450-462 |
| Records, Team | 432-440 |
| Review, All-Time | 239-301 |
| Ring of Honor | 410-419 |
| Rizzardini, John | 22 |
| Roster, Coaches, All-Time | 302-303 |
| Roster, Players, All-Time Alphabetical | 304-316 |
| Roster, Alphabetical | 56 |
| Roster, Numerical | 57 |
| Ruskell, Tim | 21 |
| Schedule, 2007 NFL | 483-487 |
| Seahawks Headquarters | 2-3, 481 |
| Spirit of 12 Partners | 4-5 |
| Qwest Field | 476-478 |
| Series Breakdowns | 317-322 |
| Standings, 2006 NFL Regular Season | 237 |
| Statistics, 2006 Seahawks Team and Individual Game-by-Game | 212-235 |
| Ticket Information | 483 |
| Top Performances | 375-385 |
| Trades, All-Time | 191-194 |
| Training Camp | 83 |
| Versus NFL | 324 |
| Web Site | 479 |
| Webster, Ruston | 25 |
| Wright, Gary | 25 |

The Seahawks would like to thank their Founding Partners...



Northwest Ford Stores



COMPAREFORD.COM